



A TEREX BRAND

Parts Manual

Serial Number Range

GS-2046

to SN 59999

GS-2646

GS-3246

Part No. 48338

Rev F27

January 2015

Technical Publications

Genie Industries has endeavored to deliver the highest degree of accuracy possible. However, continuous improvement of our products is a Genie policy. Therefore, product specifications are subject to change without notice.

Readers are encouraged to notify Genie of errors and send in suggestions for improvement. All communications will be carefully considered for future printings of this and all other manuals.

Contact Us:

<http://www.genieindustries.com>
 e-mail: awp.techpub@terex.com

Serial Number Information


Genie Industries offers the following Parts Manuals for these models:

Title	Part No
Genie GS-2046, GS-2646 and GS-3246 Parts Manuals (from serial number GS4603-60000 to GS4605-75437).....	96315
Genie GS-2046, GS-2646 and GS-3246 Parts Manuals (from serial number GS4605-75438).....	97384

Copyright © 2011 by Terex Corporation

48338 Rev F July 2009
 First Edition, Sixth Printing

Genie is a registered trademark of Terex South Dakota, Inc. in the USA and many other countries. "GS" is a trademark of Terex South Dakota, Inc.

 Printed on recycled paper

Genie
A TEREX BRAND

Model: GS-1930
 Serial number: GS3005A-12345
 Model year: 2005 Manufacture date: 04/12/05
 Electrical schematic number: ES0141
 Machine unladen weight: 2,714 lb / 1,231 N

Rated work load (including occupants): 500 lb / 227 kg
 Maximum allowable inclination of the chassis:
 N/A

Gradeability: N/A

Maximum allowable side force : 100 lb / 445 N
 Maximum number of platform occupants:2

Country of manufacture: USA
 This machine complies with:
 ANSI A92.6-
 B354.2-

Terex South Dakota, Inc.
 18340 NE 76th Street
 Redmond, WA 98052
 USA


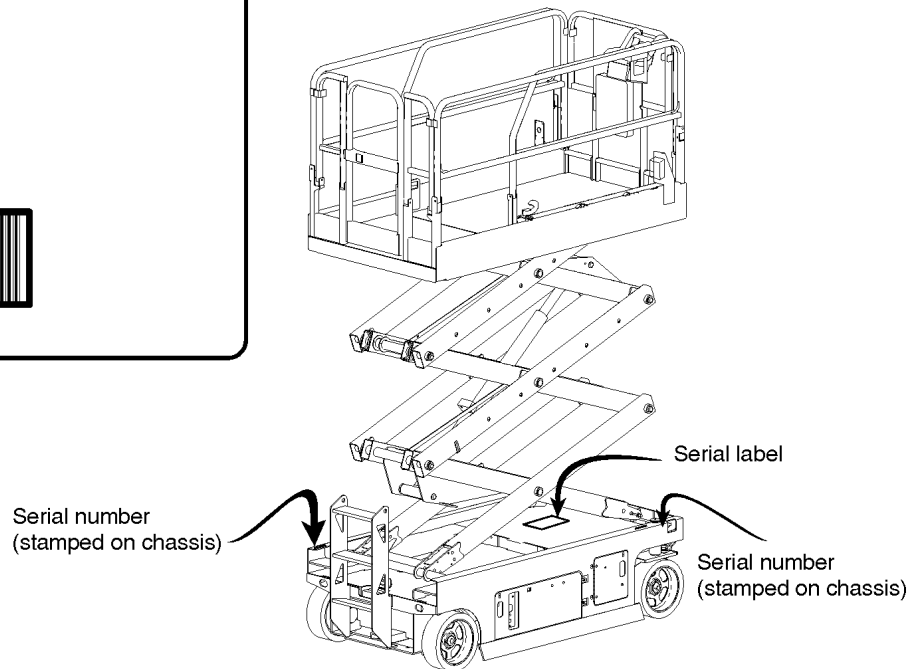
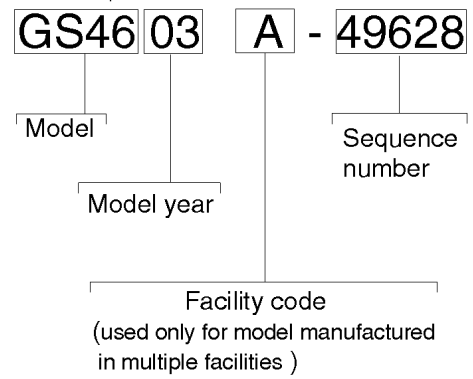



Table of Contents

This manual is updated frequently. If you have a printed manual, you can keep it up to date by downloading new figures from the Genie website at www.genielift.com. For the most up-to-date parts information, visit the Parts Lookup System on the Genie website at www.genielift.com.

How to Read Your Serial Number.....	3
Parts Stocking List.....	7
How to Order Parts.....	8
Service Parts Fax Order Form.....	9

Electronic Version

Click on any page number to view the figure.

100 Decals

101.1 Decals.....	10
102.1 Platform Control Box Decals.....	14

200 Drive Chassis Components

201.1 Steer Axle Linkage and Wheels (to SN 43634).....	16
201.2 Steer Axle Linkage and Wheels (from SN 43635).....	20
202.1 Ground Controls and Level Sensor Installation (to SN 1999).....	22
202.2 Ground Controls and Level Sensor Installation (from SN 2000).....	24
203.1 Battery Charger.....	26
203.2 Battery Charger, 110V AC, Asia.....	28
203.3 Battery Charger, 220V AC, European.....	30
203.4 Battery Charger - Domestic and Worldwide.....	32
204.1 Battery Pack Module Tray Installation (to SN 36044).....	34
204.2 Battery Pack Module Tray Installation (from SN 36045).....	36
205.1 Battery Pack Module (to SN 35799).....	38
205.2 Battery Pack Module (from SN 35800).....	40
206.1 Non-steer Axle and Brake Release Hand Pump Installation.....	42
207.1 Pothole Protection Assembly and Counterweights (to SN 35799).....	44
207.2 Pothole Protection Assembly and Counterweights (from SN 35800).....	48
208.1 Power Unit Module Installation (to SN 35799).....	52
208.2 Power Unit Module Installation (from SN 35800).....	54
209.1 Power Unit Module Tray (to SN 36044).....	56
209.2 Power Unit Module Tray (from SN 36045).....	60
210.1 Hydraulic Power Unit.....	64

211.1 Function Manifold (to SN 36044).....	66
211.2 Function Manifold (from 36045).....	68
211.3 Function Manifold - Models with Traction Control.....	70
212.1 Ground Controls (to SN 28695).....	72
212.2 Ground Controls (from SN 28696).....	74
213.1 Hydraulic Hoses and Fittings (to SN 36044).....	76
213.2 Hydraulic Hoses and Fittings (from 36045).....	80
214.1 Power Cables - Drive Chassis (to SN 6899).....	84
214.2 Power Cables - Drive Chassis (from SN 6900).....	86

300 Scissor Components

301.1 Scissor Assembly, GS-2046, View 1 (to SN 23567).....	88
301.2 Scissor Assembly, GS-2046, View 1 (from SN 23568).....	90
302.1 Scissor Assembly, GS-2046, View 2 (to SN 23567).....	92
302.2 Scissor Assembly, GS-2046, View 2 (from SN 23568).....	94
303.1 Scissor Assembly, GS-2646, View 1 (to SN 23567).....	96
303.2 Scissor Assembly, GS-2646, View 1 (from SN 23568).....	98
304.1 Scissor Assembly, GS-2646, View 2 (to SN 23567).....	100
304.2 Scissor Assembly, GS-2646, View 2 (from SN 23568).....	102
305.1 Scissor Assembly, GS-3246, View 1 (to SN 23567).....	104
305.2 Scissor Assembly, GS-3246, View 1 (from SN 23568).....	106
306.1 Scissor Assembly, GS-3246, View 2 (to SN 23567).....	108
306.2 Scissor Assembly, GS-3246, View 2 (from SN 23568).....	110

400 Platform Components

401.1 Platform Installation.....	112
402.1 Platform Railings and Entry Gate - Rigid Rails (to SN 42999).....	114
402.2 Platform Railings and Entry Gate - Fold Down Rails, Round Tube (to SN 42999).....	116
402.3 Platform Railings and Entry Gate - Fold Down Rails, Square Tube (from SN 23568).....	120
403.1 Platform Extension - Rigid Rails.....	122
403.2 Platform Extension - Fold Down Rails, Round Tube.....	124
403.3 Platform Extension - Fold Down Rails, Square Tube.....	128
404.1 Power to Platform - Rigid Rails.....	130
404.2 Power to Platform - Fold Down Rails.....	132
405.1 Control Cable - Chassis to Platform.....	134
406.1 Platform Controls (to SN 17407).....	136
406.2 Platform Controls (from SN 17408 to 42999).....	138
406.3 Platform Controls (from SN 43000 to 48054).....	140
406.4 Platform Controls (from SN 48055).....	142
407.1 Joystick Controller (to SN 17407).....	144

407.2 Joystick Controller (from SN 17408 to 48054).....146
407.3 Joystick Controller (from SN 48055).....148

500 Accessories

501.1 Alarms - Horn and Flashing Beacon.....150
502.1 Air Line to Platform.....152
503.1 Platform Worklight.....154
504.1 Platform Overload Protection.....156
505.1 Voltage Inverter.....158
506.1 Battery - Maintenance Free.....160
507.1 Pipe Cradle Assembly.....162

Indices

Part Number Index.....164
Part Description Index.....168

Cross References

Fittings Cross Reference.....176

Required Parts

The following parts are required to perform maintenance procedures as outlined in the *Genie GS-46 Service Manual*.

Description	Part No.
Filter Element, 10 Micron.....	44788
Dielectric Grease.....	66399
Chevron Ultra-duty Grease (Lithium) or equivalent, EP NLGI 1.....(source locally)	
Breather Cap, Hydraulic Tank.....	78546
Cotter Pin, Castle Nut, Steer-end Wheels, GS-32, GS-46.....	13635-10
Cotter Pin, Castle Nut, Steer-end Wheels, GS-30 and Non-steer end Wheels, All Models	42079

Recommended Parts

Description	Part No.
Genie Blue Paint, 1 Gallon	32150
Genie Blue Paint, 12 Ounce Aerosol	1484
Genie Gray Paint, 1 Gallon.....	32151
Genie Gray Paint, 12 Ounce Aerosol	1268

Manuals

Genie Industries offers the following support documents for these models:

Title	Part No.
Genie GS-2046, GS-2646 and GS-3246 Operator's Manual, First Edition	46281
Genie GS-2046, GS-2646 and GS-3246 Service Manual, First Edition	46326
Genie GS-2046, GS-2646 and GS-3246 Service Manual, Second Edition	72972
EMI Safety Manual	27581
Manual of Responsibilities ANSI A92.6	44163

How To Order Parts

Please be prepared with the following information when ordering replacement parts for your Terex or Genie product:

- Machine model number
- Machine serial number
- Part number
- Part description and quantity
- Purchase order number
- "Ship to" address
- Desired method of shipment
- Name and telephone number of the authorized distributor in your area

Use the Service Parts Fax Order Form on the next page and fax your order to our Parts Department.

If you don't know the name of your authorized distributor, or if your area is not currently serviced by an authorized distributor, please call Terex or Genie Industries.

Machine Information

Model

Serial Number

Date of Purchase

Authorized Genie Distributor

Phone Number

North America

Telephone (425) 556-6551
 Toll Free (877) 367-5606 in U.S.A. and Canada
 Fax (425) 556-8659
 Toll Free Fax (888) 274-6192

Europe

Parts Telephone (31) (165) 519 313
 Parts Fax (31) (165) 511 148

Australia

Parts Telephone (61) (7) 3456 4444
 Parts Fax (61) (7) 3456 4466

South America

Parts Telephone (55) (11) 4082 5600
 Parts Fax (55) (11) 4082 5630



Service Parts Fax Order Form

Fax to: (425) 556-8659 or Toll Free: 888-274-6192
International: +1-425-556-8659

Please fill out completely

Date _____ Account Number _____

Your Name _____ Your Fax Number _____

Your Phone Number _____

Bill To _____ Ship To _____

Purchase Order Number _____ Ship Via _____

Model(s) _____ **Serial No.(s)** _____

Optional Equipment _____

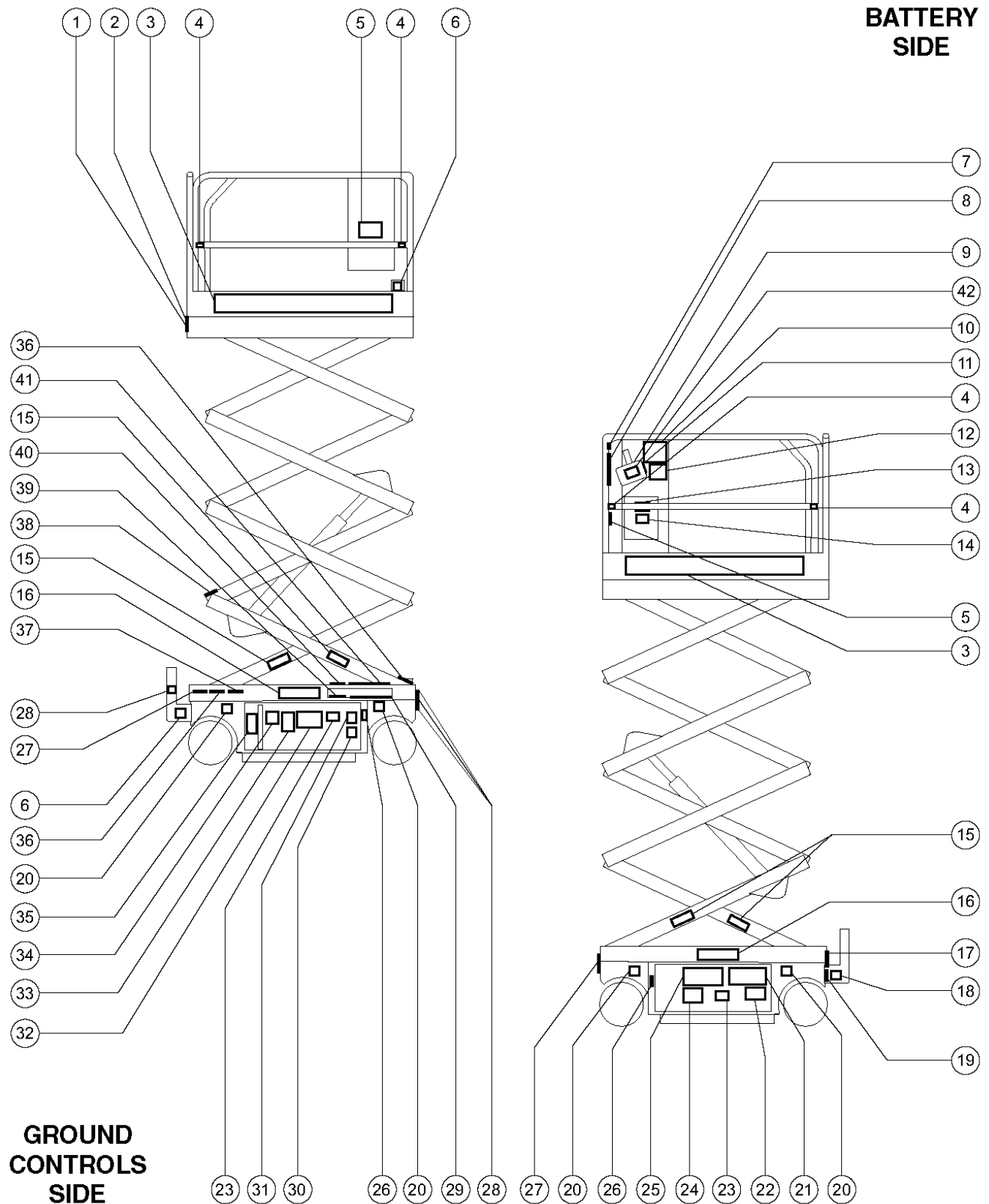
Part Number	Description	Quantity	Price

All back-ordered parts will be shipped when available via the same ship method as the original order unless Noted below:

- Ship complete order only - No back orders
- Ship all available parts and contact customer on disposition of back-ordered parts
- Other (please specify)



101.1 Decals



101.1 Decals

Item	Part No.	Description	Qty.	Item	Part No.	Description	Qty.
--	46328	DECAL KIT-SFTY/INST,2032,2646 <i>(does not include Index numbers 1-4, 6, 7, 9, 18, 26, 28, 30, 37 and 40)</i>		2B	72120	DECAL,NOTICE,SIDE FRC,3246ANSI.....1 <i>(ANSI, CSA) (105 lbs, 467N)</i>	1
1	52084	DECAL,NOTICE,MAX CAP 1200/250.....1 <i>GS-2046 (ANSI, CSA, CE and Australia) (544 kg)</i>	1	--	52563	DECAL,NOTICE,SIDE FRC,3246CE.....1 <i>(indoor: 105 lbs, 467 N, wind speed: 0 mph, 0 m/sec) (outdoor: 45 lbs, 200N; wind speed: 28 mph, 12.5m/sec)</i>	1
1A	48331	DECAL,NOTICE,MAX CAP 1000/250*.....1 <i>GS-2646 (ANSI, CSA, and CE) (454 kg)</i>	1	--	72084	DECAL,NOTICE,SIDE FRC,3246AUS.....1 <i>(indoor: 105 lbs, 467 N, wind speed: 0 mph, 0 m/sec) (outdoor: 45 lbs, 200N; wind speed: 28 mph, 12.5m/sec)</i>	1
--	78027	DECAL,NOTICE,MAX CAP,2646 AU.....1 <i>(1000 lbs, 454 kg)</i>	1	3	62056	DECAL,COSMETIC,GENIE GS-2046**.....2	2
1B	52337	DECAL,NOTICE,MAX CAP 700 ANSI.....1 <i>(GS-3246) (to SN 24438) (700 lbs, 318 kg)</i>	1	3A	62057	DECAL,COSMETIC,GENIE GS-2646.....2	2
--	44254	DECAL,NOTICE,MAX CAP 500 ANSI*.....1 <i>GS-3246 (CSA) (to SN 24438) (500 lbs, 227 kg)</i>	1	3B	62058	DECAL,COSMETIC,GENIE GS-3246.....2	2
--	78028	DECAL,NOTICE,MAXCAP,3246 AU/CE.....1 <i>(from SN 24440) (700 lbs, 318 kg)</i>	1	4	40434	DECAL,LANYARD ANCHORAGE POINT.....5	5
2	52609	DECAL,NOTICE,SIDE FRC,2046ANSI.....1 <i>(ANSI, CSA) (180 lbs, 801 N)</i>	1	5	43618	DECAL,LABEL-DIRECTION ARROWS.....2	2
--	52561	DECAL,NOTICE,SIDE FRC,2046AUS.....1 <i>(CE, AU) (indoor: 180 lbs, 801 N, wind speed: 0 mph, 0 m/sec) (outdoor: 90 lbs, 400N; wind speed: 28 mph, 12.5m/sec)</i>	1	6	28174	DECAL,POWER TO PLATFORM 230V.....2	2
2A	52610	DECAL,NOTICE,SIDE FRC,2646ANSI.....1 <i>(ANSI, CSA) (150 lbs, 667 N)</i>	1	6	28235	DECAL,POWER TO PLATFORM 115V.....2	2
--	52562	DECAL,NOTICE,SIDE FRC,2646CE.....1 <i>(indoor: 150 lbs, 667 N, wind speed: 0 mph, 0 m/sec) (outdoor: 90 lbs, 400N; wind speed: 28 mph, 12.5m/sec)</i>	1	7	52494	DECAL,CAUTION,CRUSH HAZ, RAILS.....1	1
--	78026	DECAL,NOTICE,SIDE FRC,2646 AU.....1 <i>(indoor: 150 lbs, 667 N, wind speed: 0 mph, 0 m/sec) (outdoor: 45 lbs, 200N; wind speed: 28 mph, 12.5m/sec)</i>	1	8	43091	DECAL,DANGER,GENERAL SAFETY.....1	1
				9		Ref. Platform Control Panel.....1 <i>(refer to Figure 102.1)</i>	1
				10	43090	DECAL,NOTICE, OPER INST, PCP.....1	1
				11	46238	DECAL,NOTICE,ERROR LIGHT.....1	1
				12	44736	DECAL,DANGER,TIP-OVER,TILT....1	1
				13	28236	DECAL,WARN,IMPROPER OPERATION.....1	1
				14	28176	DECAL,LABEL,MANUAL NOT HERE.....1 <i>(located inside manual storage box)</i>	1
				15	44255	DECAL,DANGER,CRUSHING HAZARD.....4	4



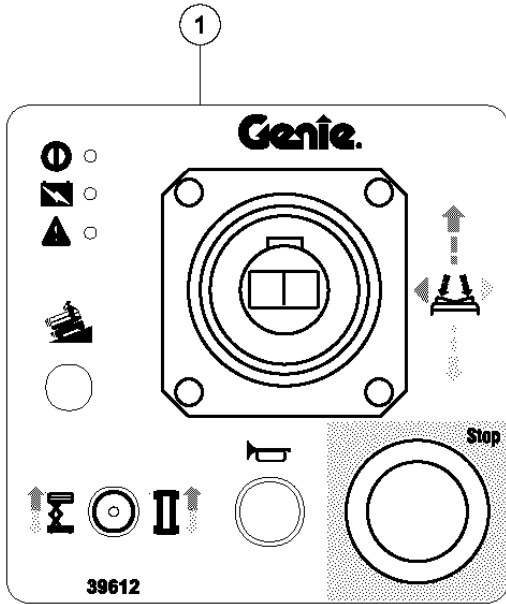
101.1 Decals
(continued)

Item	Part No.	Description	Qty.	Item	Part No.	Description	Qty.
16	43696	DECAL,DANGER,ELEC HAZARD,GS.....	2	39	37145	DECAL, MANUAL LOWERING VALVE.....	1
17	44220	DECAL,DANGER,BRAKE REL SAFETY*.....	1	40	72853	DECAL,DANGER,IMPROPER USE HAZ.....	1
18	44980	DECAL,LABEL,PWR TO CHARGR 115V.....	1	41	43089	DECAL,INSTRUCTIONS-OPER,GCP.1	
18A	43658	DECAL,LABEL,PWR TO CHARGR 230V.....	1	42	65058	DECAL, LABEL, GS32/46.....	1
19	31508	DECAL,DANGER,ELECT HAZARD,PLUG.....	1				
20	46287	DECAL,LABEL-TIRE SPECS.....	4				
21	31785	DECAL,NOTICE,CHARGER INSTRUC.....	1				
22	46286	DECAL,NOTICE,BATTERY CONNECT.....	1				
23	44737	DECAL,DANGER,TIP-OVER,TRAYS.2					
24	43617	DECAL,DANGER,TIP-OVER,BATTERY.1 (batteries)					
25	46262	DECAL,DANGER,BATTERY SAFETY.....	1				
26	72833	DECAL,LABEL, OPEN, LATCH.....	2				
27	28161	DECAL,WARN,CRUSH HAZARD HAND.....	2				
28	52475	DECAL,LABEL,TRANSPORT TIEDOWN*.....	5				
29	43094	DECAL, GROUND CONTROL PANEL***.....	1				
30	65052	DECAL,LABEL,FAULT CODES.....	1				
31	44753	DECAL, LABEL, LED READOUT.....	1				
32	28175	DECAL,COMPARTMENT ACCESS.....	1				
33	28164	DECAL,NOTICE,HAZARDOUS MAT'LS*.....	1				
34	28171	DECAL,DANGER,NO SMOKING***.....	1				
35	44994	DECAL,LABEL,DEXRON/FLUID LEVEL..... (to SN 48523)	1				
35A	82368	DECAL,LABEL,RYKON/FLUID LEVEL..... (from SN 48524)	1				
36	31060	DECAL,DANGER DO NOT ALTER SWTC.....	2				
37	77046	SERIAL # LABEL,MYLAR 4X8***.....	1				
38	43619	DECAL,LABEL,SAFETY ARM.....	1				

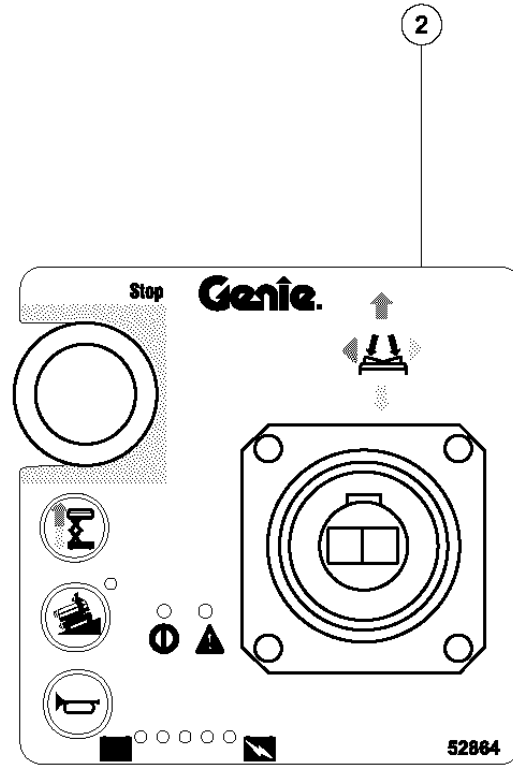


This Page Intentionally Left Blank

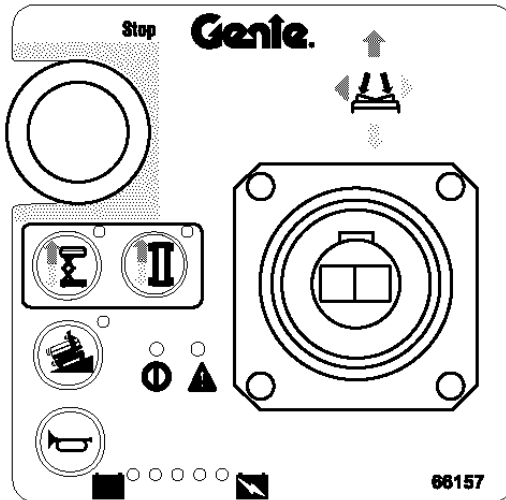
102.1 Platform Control Box Decals



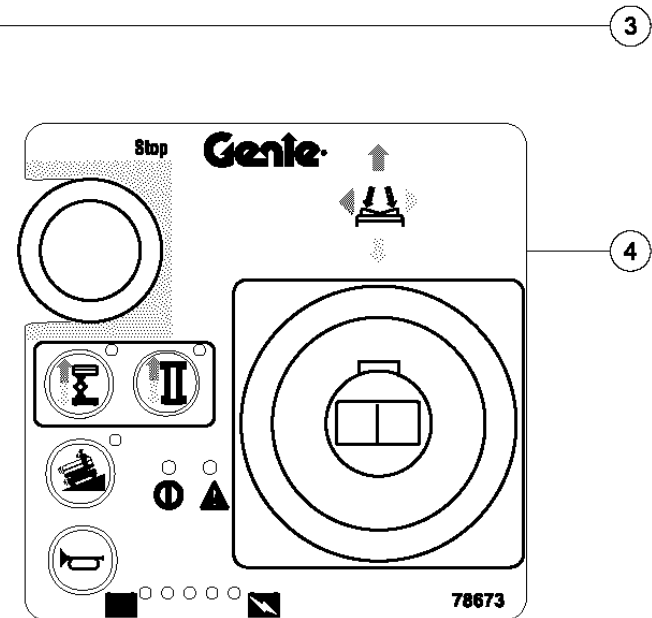
Gen I
Emergency Stop button in lower right corner



Gen II
One function select button (lift) AND
Emergency Stop button in upper left corner



Gen III
Two function select buttons (lift and drive) AND
Emergency Stop button in upper left corner AND
joystick secured from outside box



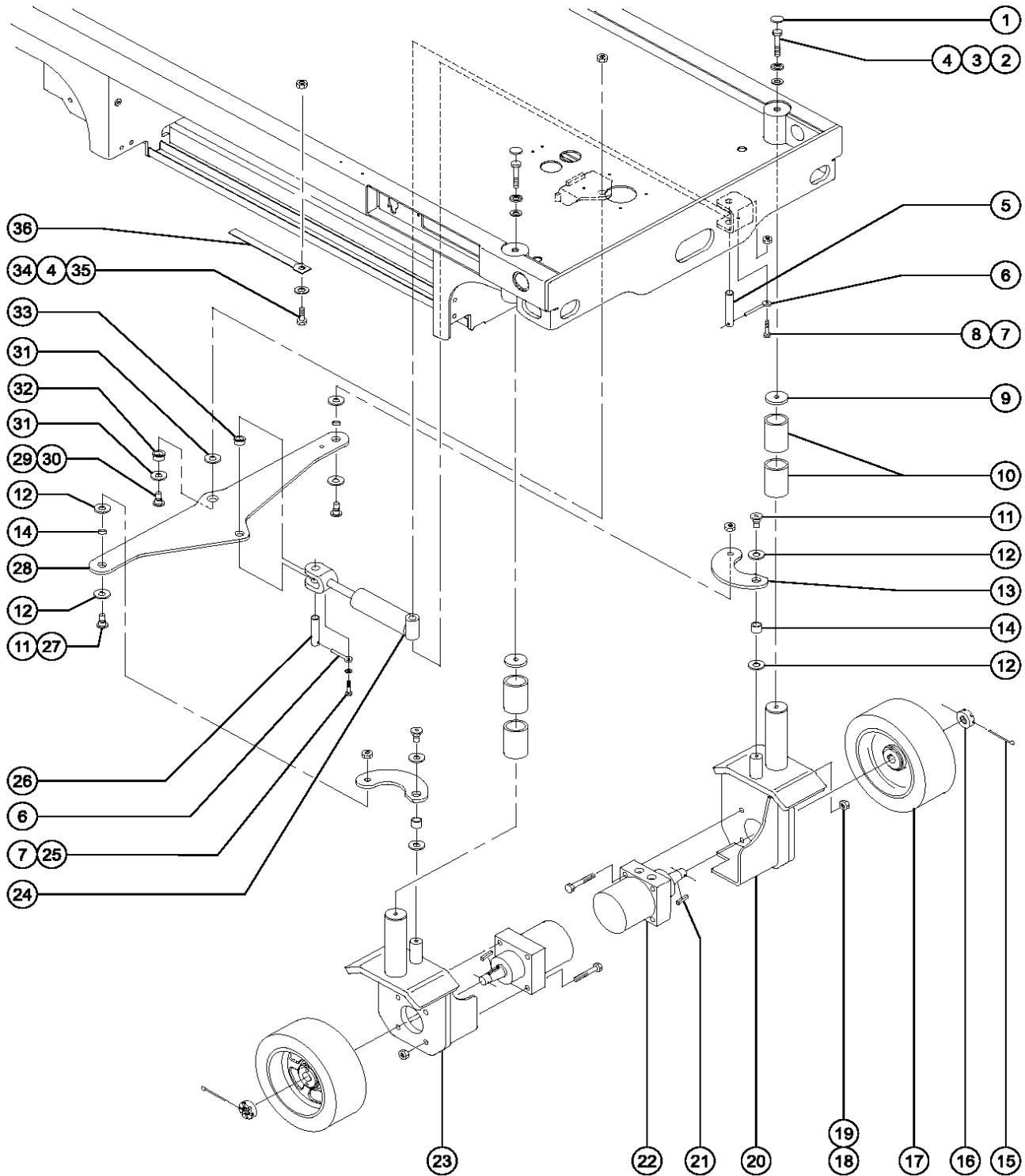
Gen IV
Two function select buttons (lift and drive) AND
Emergency Stop button in upper left corner AND
large joystick base secured from inside box

102.1 Platform Control Box Decals

Item	Part No.	Description	Qty.
1	39612	DECAL,JOYSTICK.....1 (Gen I)	1
2	52864	DECAL,JOYSTICK CONTROLLER.....1 (Gen II)	1
3	66157	OVERLAY,PLAT CONTROLLER SLAB.....1 (Gen III)	1
4	78673	OVERLAY, PLAT CONTRL BOX,GEN4~.....1 (Gen IV)	1



201.1 Steer Axle Linkage and Wheels (to SN 43634)



201.1 Steer Axle Linkage and Wheels (to SN 43634)

Item	Part No.	Description	Qty.	Item	Part No.	Description	Qty.
--	78070	STEERING,SRV KIT,GS2646/3246 <i>(from SN 1 to 42999) (includes heavy-duty bellcrank and steer links, and all pins and fasteners)</i>		14A	39580	BEARING,0.75IDX1.00ODX0.38L....4 <i>(to SN 42999) (1.91 x 2.54 x 0.97 cm)</i>	
1	47189	CAP,FINISHING,BLACK.....2		15	42079	PIN,COTTER,,156 X 2.5.....2	
2	6019	SCREW,HHC,3/8-16 X 1.25 GRD 5.....2		16	44780	NUT,CASTLE,1.125-18 UNEF.....2	
3	47190	WASHER,FINISHING CAP.....2		17	105454	WHEEL & TIRE ASSY LP,15".....2 <i>(non-marking)</i>	
4	6097	WASHER,FLAT,USS,3/8",Y.....3		18	6198	NUT,NYLOCK,1/2-13.....8	
5	39250	PIN,.75 DIA X 4.25 LG,GES1360....1 <i>(1.9 x 10.2 cm)</i>		19	39479	SCREW,HHC,1/2-13 X 2.75.....8	
6	45748	ROD END,.250 X 2.75 LG.....2		20	55991-S	WELDMENT STEERYOKE LH 32/46**.....1 <i>(to SN 42999) (battery pack side)</i>	
7	6888	SCREW,HHC,1/4-20 X 1.....2		20A	78044	WELDMENT,LH STEER YOKE, 32/46* <i>(from SN 43000)</i>	
8	6889	NUT,LP NYLOCK,1/4-20.....1		21	44781	KEY,RECTANGULAR,.31X.28X1.25**..2 <i>(0.31 x 0.28 x 1.25 inches)</i>	
9	39240	WASHER,THRUST,.5 X 2.438 X .25.....2		22	78222	SRV KIT, DRIVE MOTOR, GS32/46.....2 <i>(to SN 45212) (includes one each 1 items 16 and 21)</i>	
10	18722	BEARING,2.25IDX2.50ODX1.50L*..4 <i>(5.7 x 6.4 x 3.8 cm)</i>		--	44782	SEAL KIT,DR MTR.GS15/19,Z20***.....2 <i>(to SN 45212)</i>	
11A	47255	BOLT,SHORT SHOULDER.....2 <i>used on early generation steer yokes (shown)</i>		--	44783	BEARING,DRIVE MOTOR GS15/19.....2 <i>(to SN 45212)</i>	
11B	38028	NUT,LP NYLOCK,5/8-11.....2 <i>used on later generation steer yokes</i>		23	55992-S	WELDMENT STEERYOKE RH 32/46***.....1 <i>(to SN 42999) (power unit side)</i>	
12	47520	WASHER,THRUST .75 X 1.25 X .06.....8		23A	78045	WELDMENT,RH STEER YOKE,32/46* <i>(from SN 43000)</i>	
13	46343	STEER LINK ASSY W/BRGS.GS2032.....2 <i>right and left sides (from SN 1 to 42999) (includes 1 each item 14)</i>		24	39038	CYLINDER,STEERING GS15/GS19.....1	
13A	78075	SRV KIT,32/46 STR. LINK ASSY,R.....1 <i>right (from SN 1 to 42999) for use ONLY after installation of 78070 steering service kit, above</i>		--	44250	SEAL KIT-FOR P.N.39038(SCISRS).....1	
13A	78076	SRV KIT,32/46 STR. LINK ASSY,L.....1 <i>left (from SN 1 to 42999) for use ONLY after installation of 78070 steering service kit, above</i>		25	6356	WASHER,LOCK,.25.....1	
13B	78075	SRV KIT,32/46 STR. LINK ASSY,R.....1 <i>right (from SN 43000 to 43634)</i>		26	39586	PIN,.75 DIA X 2.75 LG,CHAMFER...1	
13B	78076	SRV KIT,32/46 STR. LINK ASSY,L.....1 <i>left (from SN 43000 to 43634)</i>		27	38028	NUT,LP NYLOCK,5/8-11.....2	
14	39581	BEARING,0.75IDX1.00ODX0.50L....2 <i>(from SN 43000) (1.91 x 2.54 x 1.27 cm)</i>		28	48352	BELLCRANK,STEER W/BEARING 2646.....1 <i>(to SN 42999) (includes 2 each item 14 and item 33)</i>	
				28A	78077	SERV,BELLCRANK ASSY, GS46 <i>(from SN 1 to 42999) for use ONLY after installation of 78070 steering service kit, above</i>	



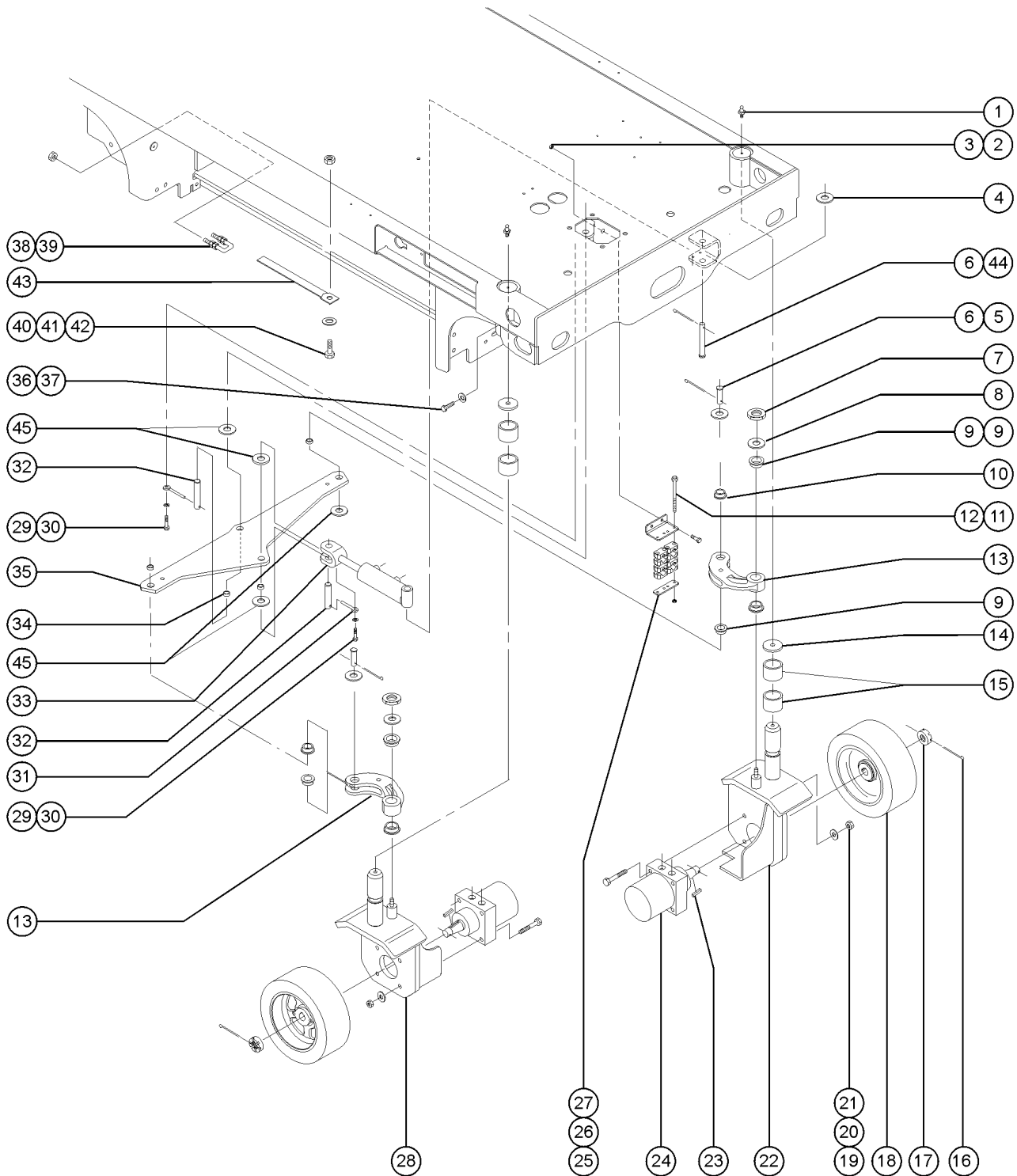
201.1 Steer Axle Linkage and Wheels (to SN 43634)
(continued)

Item	Part No.	Description	Qty.
28B	78077	SERV,BELLCRANK ASSY, GS46.....1 <i>(from SN 43000) (includes 2 each item 14 and items 32 and 33)</i>	
29	47464	BOLT, WIDE SHOULDER.....1	
30	8538	NUT,LP NYLOCK,3/4-10.....1	
31	47521	WASHER,THRUST 1 X 1.75 X .058.....2	
32	47946	BEARING,1.00IDX1.25ODX0.49L....1 <i>(2.5 x 3.8 x 1 cm)</i>	
33	47547	BEARING,FL,.75IDX1.25ODX.5 L...2 <i>(from SN 43000) (1.9 x 3.2 x 1.27 cm)</i>	
33A	47548	BEARING,FL,0.75ID X 1 OD X .49.....1 <i>(to SN 42999) (1.9 x 2.5 x 1 cm)</i>	
34	6175	SCREW,HHC,3/8-16 X 1.....2	
35	4828	NUT,NYLOCK,3/8-16.....2	
36	96317	GROUND STRAP,12"LG***1	

201.1 Steer Axle Linkage and Wheels (to SN 43634)
(continued)

This Page Intentionally Left Blank

201.2 Steer Axle Linkage and Wheels (from SN 43635)

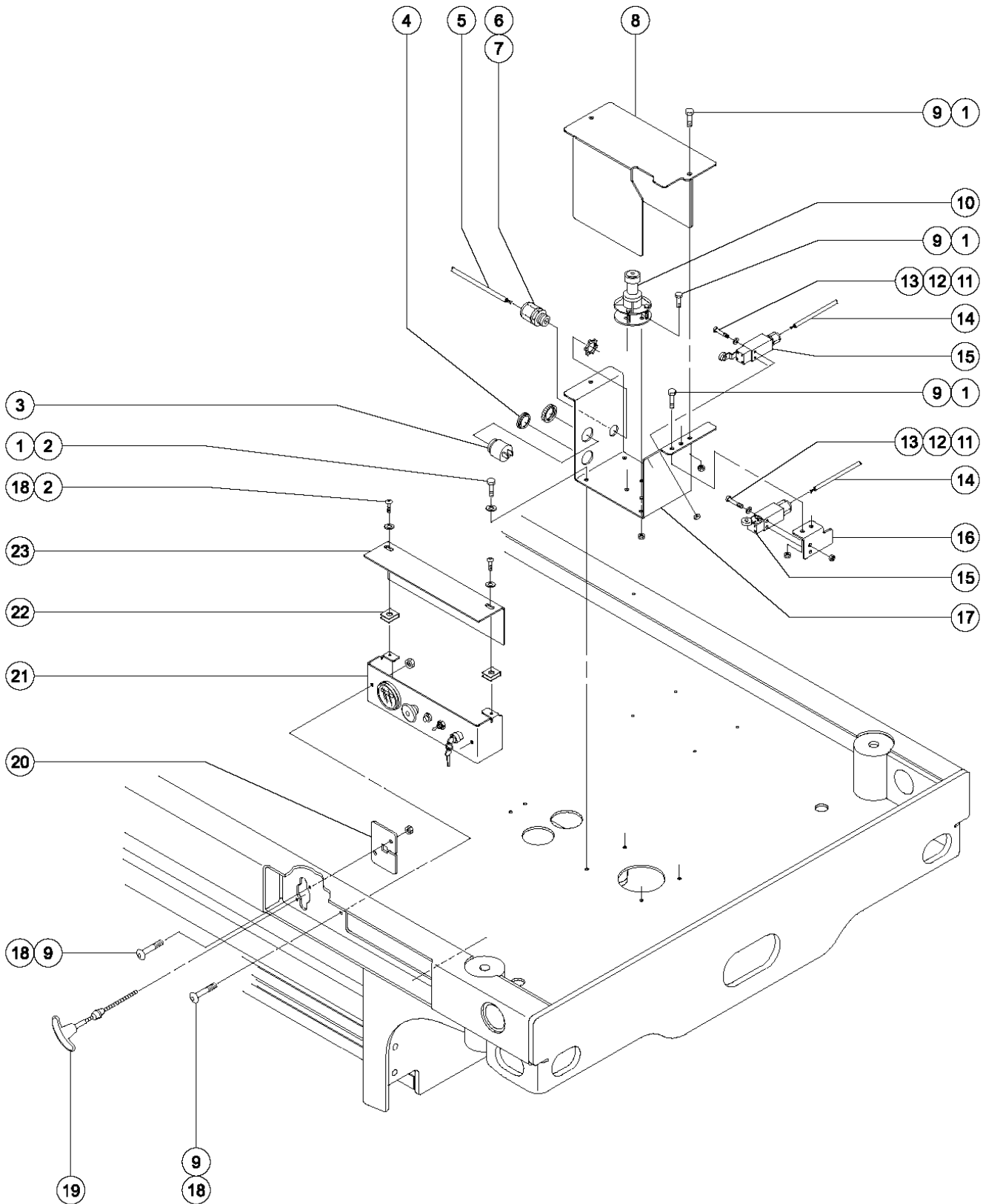


201.2 Steer Axle Linkage and Wheels (from SN 43635)

Item	Part No.	Description	Qty.	Item	Part No.	Description	Qty.
1	55953	ZERK-GREASE,1/4-28, STRAIGHT.....	2	25	66750	PLATE,HOSE ROUTING, BULKHEAD.....	1
2	6019	SCREW,HHC,3/8-16 X 1.25 GRD 5.....	2	25A	58592	PLATE,HOSE ROUTG,BULKHEAD(PTD).....	1
3	4828	NUT,NYLOCK,3/8-16.....	2			(from SN 49200)	
4	55355	SPACER,,.75ID X 1.5OD X 1/4THK.....	1	26	66829	TUBE, CLAMP, 3/8 (PAIR).....	8
5	6545	PIN,CLEVIS,.75 X 2.....	2			(to SN 49199)	
6	13635-10	PIN,COTTER,.156 X 1.75.....	3	26A	78736	CLAMP,2 HOSE,PLASTIC,5/8.....	8
7	38028	NUT,LP NYLOCK,5/8-11.....	2			(from SN 49200)	
8	6035	WASHER,FLAT,USS,5/8",Y.....	2	27	66986	FORMING,HOSE ROUTING.....	1
9	47946	BEARING,1.00IDX1.25ODX0.49L....	4			(to SN 49199)	
10	47548	BEARING,FL,0.75ID X 1 OD X .49.....	4	27A	96197	FORMING,HOSE ROUTING,BULKHEAD.....	1
11	6884	SCREW,HHC,1/4-20 X 2.5.....	4			(from SN 49200)	
12	6091	NUT,NYLOCK,1/4-20.....	4	28	78045	WELDMENT,RH STEER YOKE,32/46*.....	1
13	97016	STEER LINK ASSY GS46.....	2			(battery pack module side)	
		(includes 2 each items 9 and 10)		29	6356	WASHER,LOCK,.25.....	2
14	39240	WASHER,THRUST,.5 X 2.438 X .25.....	2	30	6888	SCREW,HHC,1/4-20 X 1.....	2
15	18722	BEARING,2.25IDX2.50ODX1.50L*..	4	31	45748	ROD END,.250 X 2.75 LG.....	2
16	42079	PIN,COTTER,.156 X 2.5.....	2	32	39586	PIN,.75 DIA X 2.75 LG,CHAMFER...1	
17	44780	NUT,CASTLE,1.125-18 UNEF.....	2	33	39038	CYLINDER,STEERING GS15/GS19.....	1
18	105454	WHEEL & TIRE ASSY LP,15".....	2	--	44250	SEAL KIT-FOR P.N.39038(SCISRS).....	1
19	6198	NUT,NYLOCK,1/2-13.....	8	34	39581	BEARING,0.75IDX1.00ODX0.50L....	2
20	6095	WASHER,FLAT,USS,1/2",Y.....	8			(1.91 x 3.18 x 0.97 cm)	
21	39479	SCREW,HHC,1/2-13 X 2.75.....	8	35	78077	SERV,BELLCRANK ASSY, GS46.....	1
22	78044	WELDMENT,LH STEER YOKE, 32/46*.....	1			(includes 2 each item 10 and item 34)	
23	44781	KEY,RECTANGULAR,.31X.28X1.25**.	2	36	55917	SCREW, YOKE LOCK ALL SLABS.....	4
24	78222	SRV KIT, DRIVE MOTOR, GS32/46.....	2	37	20912	WASHER,LOCK,.437,PLTD.....	4
		(to SN 45272) (includes one each items 14 and 19)		38	66778	U-BOLT,SQ BEND, 1/2-13.....	2
--	44782	SEAL KIT,DR MTR.GS15/19,Z20***.....	2	39	6198	NUT,NYLOCK,1/2-13.....	2
		(to SN 45272)		40	6175	SCREW,HHC,3/8-16 X 1.....	2
--	44783	BEARING,DRIVE MOTOR GS15/19.....	2	41	6097	WASHER,FLAT,USS,3/8",Y.....	2
		(to SN 45272)		42	4828	NUT,NYLOCK,3/8-16.....	2
24A	96417	DRIVE MOTOR,18.3 CU. IN/REV....	2	43	96317	GROUND STRAP,12"LG***.....	2
		(from SN 45273)				(to SN 50252) (30.48 cm)	
--	96419	SEAL KIT,RC SERIES DR MOTOR***.....	2	44	78060	PIN,CLEVIS,.75 DIA. X 4.00.....	1
		(from SN 45273)		45	47520	WASHER,THRUST .75 X 1.25 X .06	



202.1 Ground Controls and Level Sensor Installation (to SN 1999)

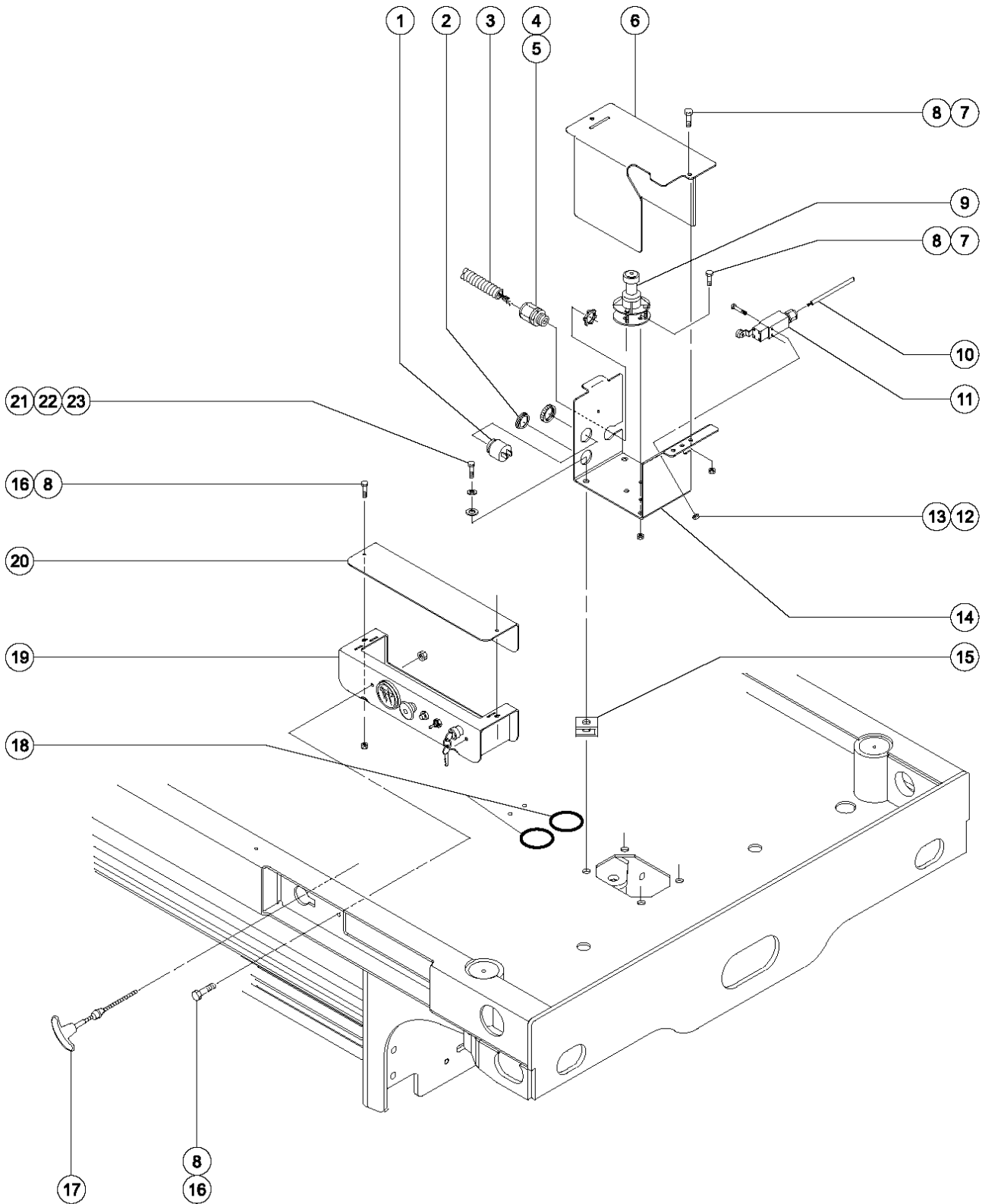


202.1 Ground Controls and Level Sensor Installation (to SN 1999)

Item	Part No.	Description	Qty.	Item	Part No.	Description	Qty.
1	8914	SCREW,HHC,1/4-20 X .625.....	12	--	27643	ROLLER ARM-LIMIT SWITCH.....	2
2	6356	WASHER,LOCK,.25.....	6			GS-2046, GA-2646	
3	39540	ALARM,STEADY TONE***.....	1	15A	96948	SWITCH,LIMIT,W/ROLLER	
		(Does not include 72326 nut)				ARM***.....	2
--	72326	NUT - PLASTIC,RING FOR		--	19491	CONTACTOR,LIMIT SWITCH.....	2
		ALARMS.....	1			GS-3246	
4	45385	PLUG,NYLON 1.12 BLACK		--	27643	ROLLER ARM-LIMIT SWITCH.....	2
		DOMED.....	1			GS-3246	
		(2.84 cm)		16	51592	BRACKET,LIMIT SWITCH.....	1
5	39907	WIRE CABLE,18/2		17	55725	FORMING,LEVEL SENSOR	
		SJO,BULK.....	10-inches			ENCLOSURE.....	1
		(25 cm)		18	14297	SCREW,BHHS,1/4-20 X .75.....	4
6	7056	CONN,SQUEEZE,1/2NPT		19	39232	CABLE,EMERGENCY DOWN.....	1
		.38-.50,SM.....	1			GS-2046, GS-2646 (includes mounting	
		(12.7 mm)				fasteners)	
7	6935	LOCKNUT,ELEC,1/2".....	1	19A	66813	BUTTON,PUSH,BLACK	
8	65299	ENCLOSURE-LVL SENSOR				W/SEAL***.....	1
		W/DECAL**.....	1			GS-3246	
9	6091	NUT,NYLOCK,1/4-20.....	10	--	55350	24V,SYSTEM,E-DOWN GS3246	
10	40836	LEVEL				GS-3246	
		SENSOR,LS60,BLUE,2X4**.....	1	--	66490	BRACKET, BATTERY MOUNTING	
		(dual axis)				GS-3246	
--	23083-S	FUSE HOLDER,WATERPROOF.....	1	--	66818	CONTACT,NC.....	1
--	27488	FUSE,1 AMP.....	1			GS-3246	
11	51063	SCREW,PHILLIPS,RHM,10-32 X		--	68817	Base - Push Button.....	1
		1.5.....	2			GS-3246 (includes 1 each N.C.	
		GS-2046, GA-2646				contact)	
11A	51063	SCREW,PHILLIPS,RHM,10-32 X		20	47194	PLATE,HANDLE MOUNTING.....	1
		1.5.....	4	21		Ref. Ground Control Panel	
		GS-3246				Assembly.....	1
12	6146	WASHER,FLAT,MS,#10,Y.....	2			(refer to Figure 2 12. 1)	
		GS-2046, GA-2646		22	56912	SPRING CLIP,1/4-20,.025-.15X.5.....	2
12A	6146	WASHER,FLAT,MS,#10,Y.....	4	23	66458	COVER,LOWER CONTROL	
		GS-3246				PANEL***.....	1
13	6178	NUT,NYLOCK,10-32.....	2				
		GS-2046, GA-2646					
13A	6178	NUT,NYLOCK,10-32.....	4				
		GS-3246					
14	39907	WIRE CABLE,18/2					
		SJO,BULK.....	9-inches				
		(23 cm)					
15	96948	SWITCH,LIMIT,W/ROLLER					
		ARM***.....	1				
		GS-2046, GA-2646					
--	19491	CONTACTOR,LIMIT SWITCH.....	2				
		GS-2046, GA-2646					



202.2 Ground Controls and Level Sensor Installation (from SN 2000)

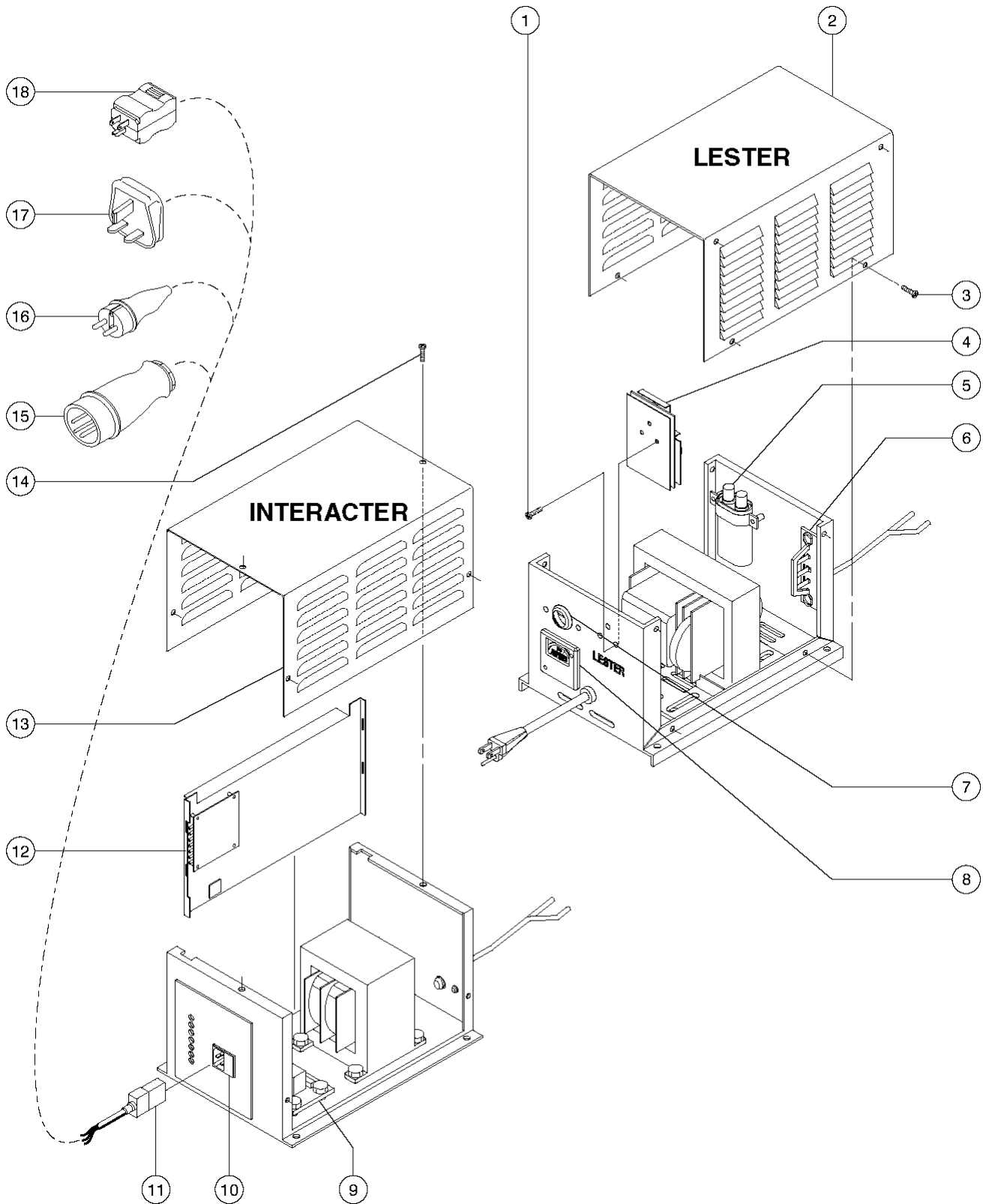


202.2 Ground Controls and Level Sensor Installation (from SN 2000)

Item	Part No.	Description	Qty.	Item	Part No.	Description	Qty.
1	39540	ALARM,STEADY TONE***.....1 <i>(Does not include 72326 nut)</i>	1	17	39232	CABLE,EMERGENCY DOWN.....1 <i>GS-2046, GS-2646 (includes mounting fasteners)</i>	1
--	72326	NUT - PLASTIC,RING FOR ALARMS.....1	1	17A	66813	BUTTON,PUSH,BLACK W/SEAL ***1 <i>GS-3246</i>	1
2	45385	PLUG,NYLON 1.12 BLACK DOMED.....1 <i>(2.84 cm)</i>	1	--	55350	24V,SYSTEM,E-DOWN GS3246 <i>GS-3246 (to SN 49198)</i>	
3		Ref. Wire Harness (consult factory).....1	1	--	66490	BRACKET, BATTERY MOUNTING <i>GS-3246 (to SN 49198)</i>	
4	12960	CABLE SQUEEZE CONN.,XTRA LRG.....1	1	--	66817	BASE WITH 1 NC CONTACT, E-STOP.....1 <i>GS-3246 (includes 1 N.C. contact)</i>	1
5	14041	LOCKNUT,ELECTRIC,3/4".....1	1	--	68818	Contact - N.C.....1 <i>GS-3246</i>	1
6	65299	ENCLOSURE-LVL SENSOR W/DECAL **.....1 <i>(replaced 48356)</i>	1	18	47232	GROMMET,RUBBER 2 X 2.75.....2 <i>(8.08 x 6.99 cm)</i>	2
7	8914	SCREW,HHC,1/4-20 X .625.....1	1	19		Ref. Ground Control Panel.....1 <i>refer to 212.1 or 212.2</i>	1
8	6091	NUT,NYLOCK,1/4-20.....10	10	20	66458	COVER,LOWER CONTROL PANEL ***1 <i>GS-2046, GS-2646</i>	1
9	40836	LEVEL SENSOR,LS60,BLUE,2X4**.....1 <i>to SN 47753</i>	1	20A	66462	LWR CONTROL PANEL COVER,GS3246.....1 <i>(from SN 28695)</i>	1
--	23083-S	FUSE HOLDER,WATERPROOF.....1 <i>for 40836</i>	1	21	6175	SCREW,HHC,3/8-16 X 1.....4	4
--	27488	FUSE,1 AMP.....1 <i>for 40836</i>	1	22	6021	WASHER,LOCK,.375.....4	4
9A	78674	LEVEL SENSOR,LS60,BLUE,2X3**.....1 <i>from SN 47754</i>	1	23	6097	WASHER,FLAT,USS,3/8",Y.....4	4
--	23083-S	FUSE HOLDER,WATERPROOF.....1 <i>for 78674</i>	1				
--	27488	FUSE,1 AMP.....1 <i>for 78674</i>	1				
10	39907	WIRE CABLE,18/2 SJO,BULK.....9-inches <i>(23 cm)</i>	9-inches				
11	96948	SWITCH,LIMIT,W/ROLLER ARM***1 <i>(180 degree)</i>	1				
--	19491	CONTACTOR,LIMIT SWITCH.....1	1				
--	27643	ROLLER ARM-LIMIT SWITCH.....1	1				
12	6178	NUT,NYLOCK,10-32.....1	1				
13	51063	SCREW,PHILLIPS,RHM,10-32 X 1.5.....1	1				
14	55725	FORMING,LEVEL SENSOR ENCLOSURE.....1	1				
15	29868	SPRING CLIP,3/8-16.....4	4				
16	6090	SCREW,HHC,1/4-20 X .75.....4	4				



203.1 Battery Charger

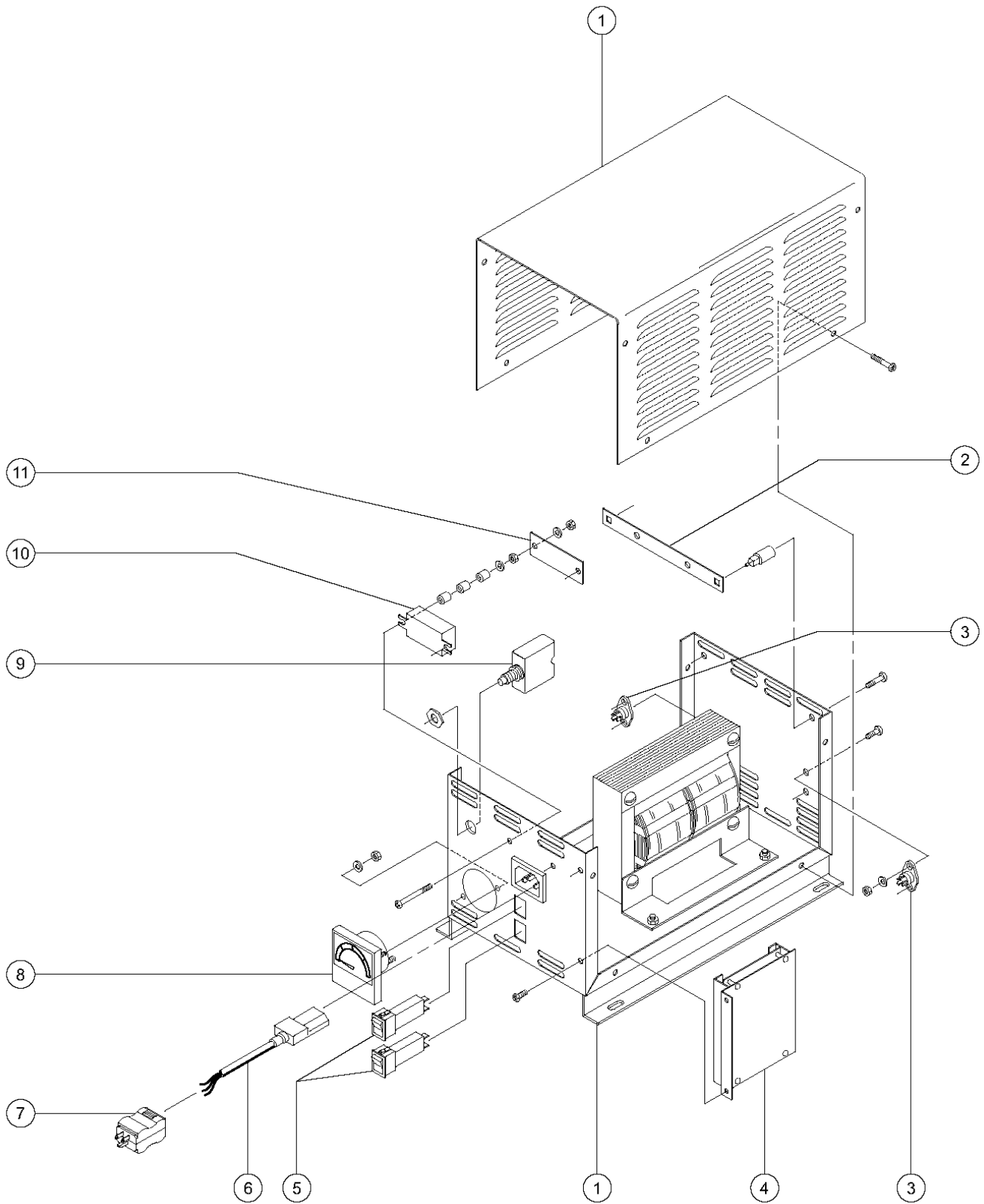


203.1 Battery Charger

Item	Part No.	Description	Qty.	Item	Part No.	Description	Qty.
A	66412	CHARGER,120VAC/60HZ,25A 24V*** <i>(Lester)</i>		12	62231	HEATSINK-CNTRL ASSY,BATT CHGR.....1 <i>(Interacter)</i>	1
--	58230	SWITCH,STARTER,LOW VOLTAGE		13	52294	COVER-BATT CHGR.....1 <i>(Interacter)</i>	1
--	72285	TRANSFORMER.47906,66412,39243		14	12017	SCREW,RHM,6-32 X .25.....6 <i>(Interacter)</i>	6
--	83037	CORD SET, AC (66412)		15	144161	PLUG,PWR,UK,16AMP,3PIN,BLK...1	1
B	105739	CHARGER,BAT,24VDC,H/LO GEN2 <i>(to SN 50318) (worldwide, except Asia) (Interacter) (for use with maintenance-free batteries)</i>		16	6666	PLUG,ELECTRICAL,220/50,NOVON.1	1
--	78464-S	KIT,ZERO CHARGER START SWITCH		17	25388	PLUG,FUSED,250V,13AMP,U.K.**...1	1
--	96214	BATTERY CHARGER,UPGRADE KIT*** <i>(to SN 50318)</i>		--		FUSE,13 AMP,220V PLUG.....1 <i>(component no longer available) refer to BS1362 BUSS TDC180-13A</i>	1
C	219480	KIT,BATTERY CHARGER,24V <i>(includes 105739 charger, fasteners, ring terminals and instructions for field installation)</i>		18	6595	PLUG,ELECTRICAL,DOMESTIC.....1 <i>(3-pin)</i>	1
1	40536	SCREW,TIMER,#8 PHMS X.375.....3 <i>(Lester)</i>	3				
2	65432-S	CASE ASSY-BATTERY CHRGR**.....1 <i>(Lester) (includes cover and base)</i>	1				
3	40537	SCREW,CHARGER COVER,#10 X .5.....8 <i>(Lester)</i>	8				
4	62858-S	TIMER ASSY-ELECTRONIC, DMSTC*.....1 <i>(Lester)</i>	1				
5	46335	CAPACITOR, 4 MFD,660VAC,39243.....1 <i>(Lester)</i>	1				
6	27262	HEATSINK ASSY W/DIODES (23442).....1 <i>(Lester)</i>	1				
7	13008-6	FUSE ASSY-BOOM CHARGER.....1 <i>(Lester)</i>	1				
8	46337	AMMETER, 39243/47906/66412.....1 <i>(Lester)</i>	1				
9	62237	CONTROL-AVS, BATT CHGR.....1 <i>(Interacter)</i>	1				
10	62233	CONNECTOR-IEC, BATT CHGR.....1 <i>(Interacter)</i>	1				
--	62234	FUSE,BATT CHGR.....1 <i>(Interacter)</i>	1				
11	51288	IEC PIGTAIL ***.....1 <i>(Interacter)</i>	1				



203.2 Battery Charger, 110V AC, Asia

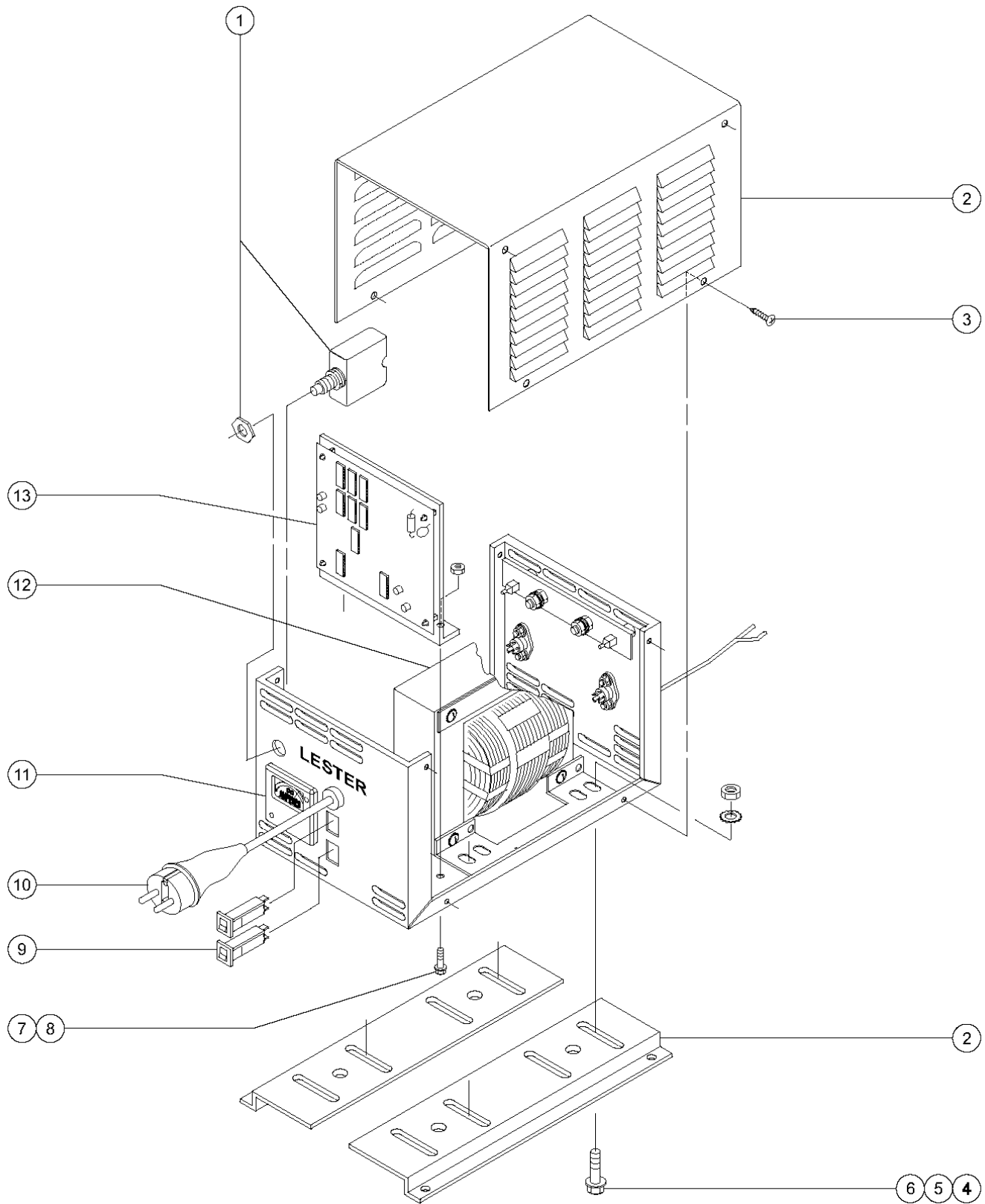


A TEREX BRAND

203.2 Battery Charger, 110V AC, Asia

Item	Part No.	Description	Qty.
--	48282	POWER CORD, IEC 320 BLANK	
--	55620	CHARGER-BATT, DUAL VOLT** (Asia) (Lester)	
--	96214	BATTERY CHARGER,UPGRADE KIT***	
1	52168	CASE ASSEMBLY, 47671 CHARGER.....1 (includes cover and base)	1
2	52169	SHUNT,ELECTRONIC,47671 CHARGER.....1	1
3	52175	SCR ASSY,47671 LESTER CHARGER.....2	2
4	52170	TIMER ASSY,ELECTRONIC,47671.....1	1
5	52173	CIRCUIT BREAKER-CHARGER, 8 AMP.....2	2
6	51288	IEC PIGTAIL***.....1	1
7	6595	PLUG,ELECTRICAL,DOMESTIC.....1	1
--		FUSE,13 AMP,220V PLUG.....1 (component no longer available) refer to BS1362 BUSS TDC180-13A	1
--	144161	PLUG,PWR,UK,16AMP,3PIN,BLK...1	1
--	25388	PLUG,FUSED,250V,13AMP,U.K.**...1	1
--	6666	PLUG,ELECTRICAL,220/50,NOVON.1	1
8	52172	AMMETER-47671 CHARGER,25 AMP.....1	1
9	52174	CIRCUIT BREAKER-CHARGER,45 AMP.....1	1
10	52176	RELAY,CHARGR,47671,DPDT,110VDC.1	1
11	52171	PCB,RELAY DRIVER,CHARGER 47671.....1	1

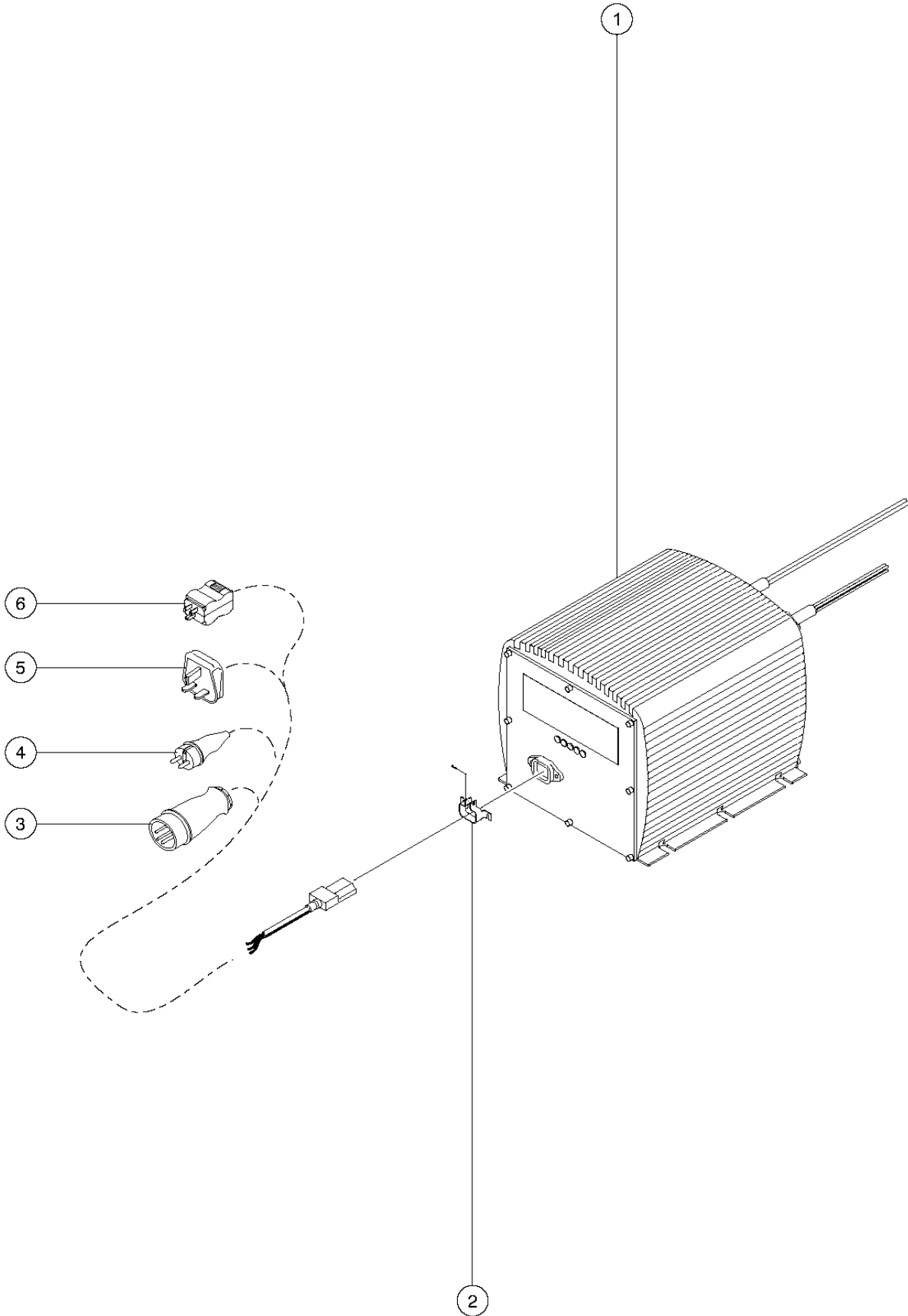
203.3 Battery Charger, 220V AC, European



203.3 Battery Charger, 220V AC, European

Item	Part No.	Description	Qty.
--	105739	CHARGER,BAT,24VDC,H/LO GEN2 <i>(from SN 50319)</i>	
--	66478	BATTERY CHARGER, CONT EUROPE <i>(Lester)</i>	
--	96214	BATTERY CHARGER,UPGRADE KIT*** <i>(to SN 50318)</i>	
1	69585	CIRCUIT BREAKER,50A,50VAC.....	1
2	69580	CASE ASSY,BATT CHARGER (66478)..... <i>(includes cover and mounting brackets)</i>	1
3	69581	TUBE, PLATFORM SPACER STD-12P.....	8
4	69582	SCREW,HHC,WASH HEAD,1/4-20X.63.....	4
5	69586	WASHER,STAR,EXTERNAL,.25....	4
6	6357	NUT,HEX,1/4-20.....	4
7	69583	SCREW,HEX INDENT,8-32 X 5/16.....	2
8	18542	NUT,HEX,8-32.....	2
9	52173	CIRCUIT BREAKER-CHARGER, 8 AMP.....	2
10	55019	POWER CORD,NOVON***	1
--	66666	SPRING, COMPRESSION.....	1
11	52172	AMMETER-47671 CHARGER,25 AMP.....	1
12	69584	TRANSFORMER,CHARGER (66478).....	1
13	52170	TIMER ASSY,ELECTRONIC,47671.....	1

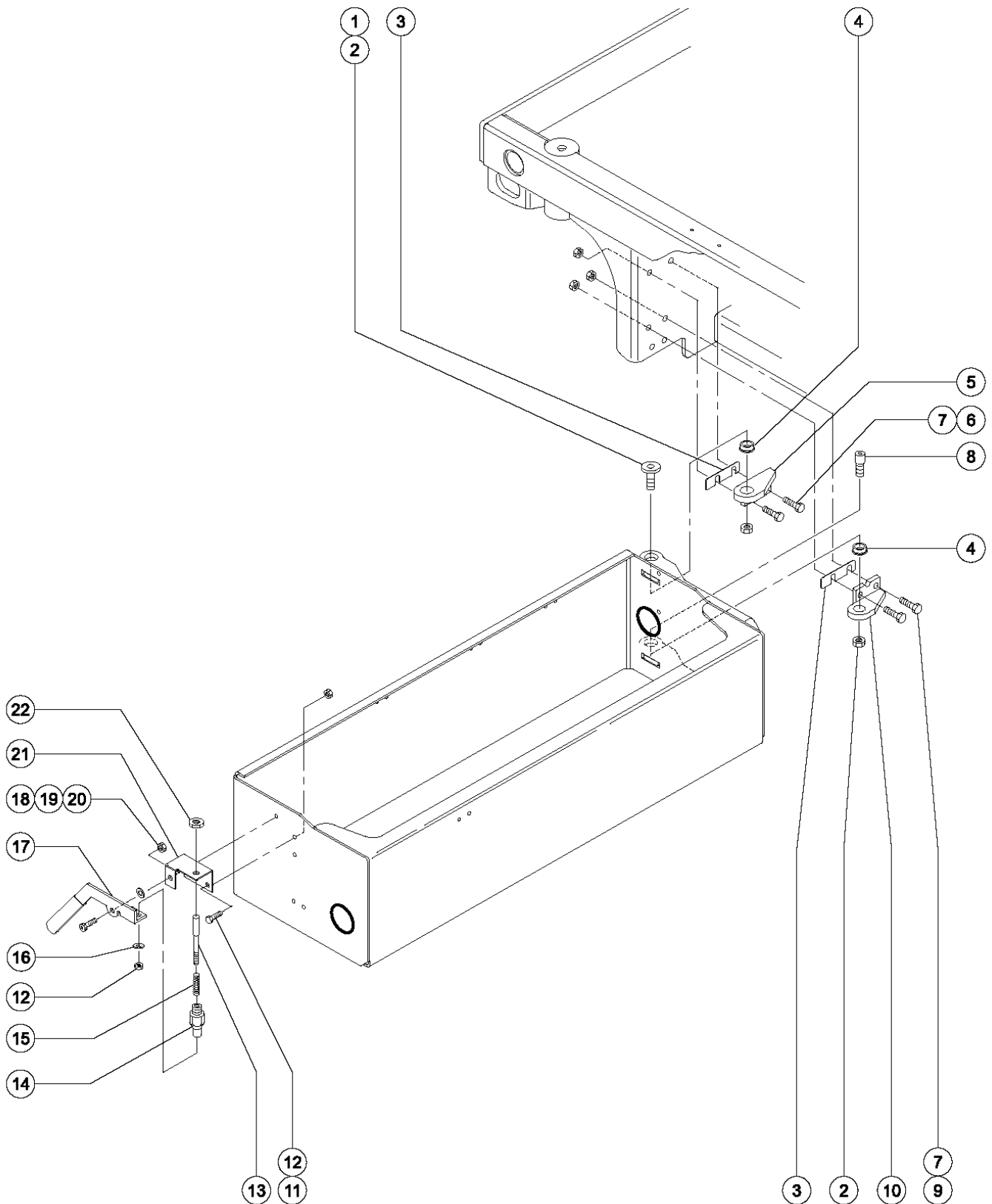
203.4 Battery Charger - Domestic and Worldwide



203.4 Battery Charger - Domestic and Worldwide

Item	Part No.	Description	Qty.
--	105334	CONNECTOR, IEC CHARGER CORD <i>for 5-LED battery charger</i>	
--	97059	FUSE, BATTERY CHARGER*** <i>for 5-LED battery charger</i>	
1	105739	CHARGER, BAT, 24VDC, H/LO GEN2.....	1
--	144180	MANUAL, OWNERS, CHARGER, 105739	
2	55010	LOCK, CONNECTOR.....	1
		<i>(includes fasteners)</i>	
3	71706	POWER CORD, UK 110.....	1
4	55019	POWER CORD, NOVON***.....	1
5	55018	POWER CORD, UK-HIGH VOLTAGE***.....	1
6	55021	POWER CORD, US 110***.....	1

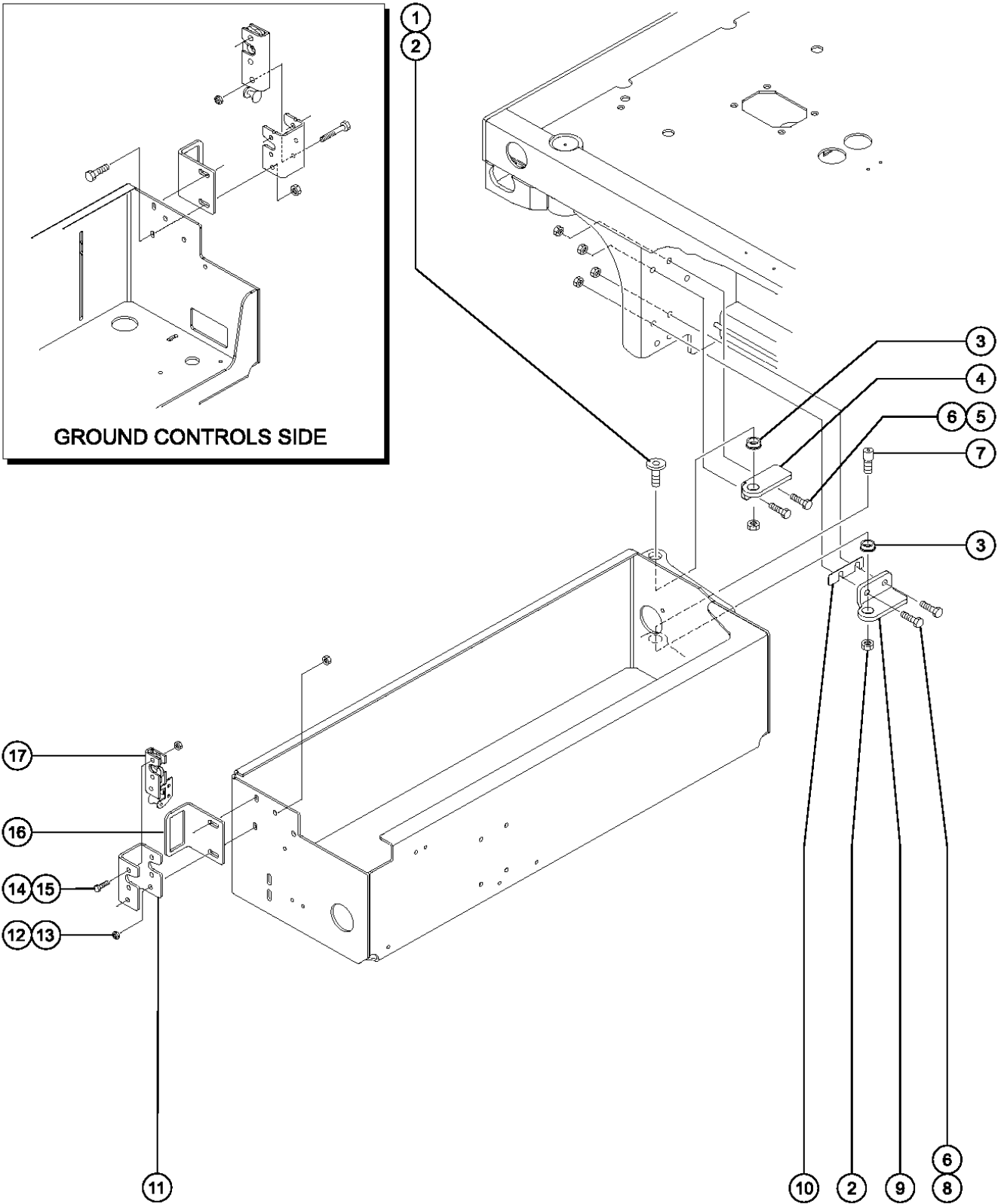
204.1 Battery Pack Module Tray Installation (to SN 36044)



204.1 Battery Pack Module Tray Installation (to SN 36044)

Item	Part No.	Description	Qty.
1	47255	BOLT,SHORT SHOULDER.....	1
2	38028	NUT,LP NYLOCK,5/8-11.....	2
3	47342	SPACER,MODULE TRAY,.030 THK.....	2
		<i>(Quantity listed for this item is approximate. Actual quantity may vary to ensure proper fit.)</i>	
3A	47455	SPACER,MODULE TRAY,.075 THK.....	2
		<i>(Quantity listed for this item is approximate. Actual quantity may vary to ensure proper fit.)</i>	
4	47548	BEARING,FL,0.75ID X 1 OD X .49.....	2
		<i>(1.91 x 2.54 x .95 cm)</i>	
5	47324	BRACKET,BOX HINGE,LH-UP/RH-LO.....	1
6	10597	SCREW,HHC,1/2-13 X 1.25 GR5.....	2
7	6086	NUT,LP NYLOCK,1/2-13.....	4
8	55983	PIN-THREADED SHLDR OFFS,5/8-11.....	1
9	8177	SCREW,HHC,1/2-13 X 1.5.....	2
10	47323	BRACKET,BOX HINGE,RH-UP/LH-LO.....	1
11	33681	SCREW,HHC,3/8-16 X .625.....	2
12	7713	NUT,LP NYLOCK,3/8-16.....	3
13	39470	PIN, LOCK.....	1
14	41630	HOUSING,LOCK PIN.....	1
15	39469	SPRING,COMPRESSION.485 X1.75**.....	1
16	6097	WASHER,FLAT,USS,3/8",Y.....	1
17	46347	HANDLE-LOCK,BATT.MOD,LEFT SIDE.....	1
		<i>(battery pack side)</i>	
--	44733	HANDLE COVER,PLASTIC.....	1
--	47326	HANDLE,LOCK PIN,LT.....	1
18	6782	NUT,NYLOCK,5/16-18.....	1
19	47228	WASHER,NYLON,.406 X.750 X.032.....	1
20	47227	SCREW,SHS,5/16-18 X .25.....	1
21	47325	BRACKET,LOCK PIN,LEFT.....	1
		<i>(battery pack side)</i>	
22	8538	NUT,LP NYLOCK,3/4-10.....	1

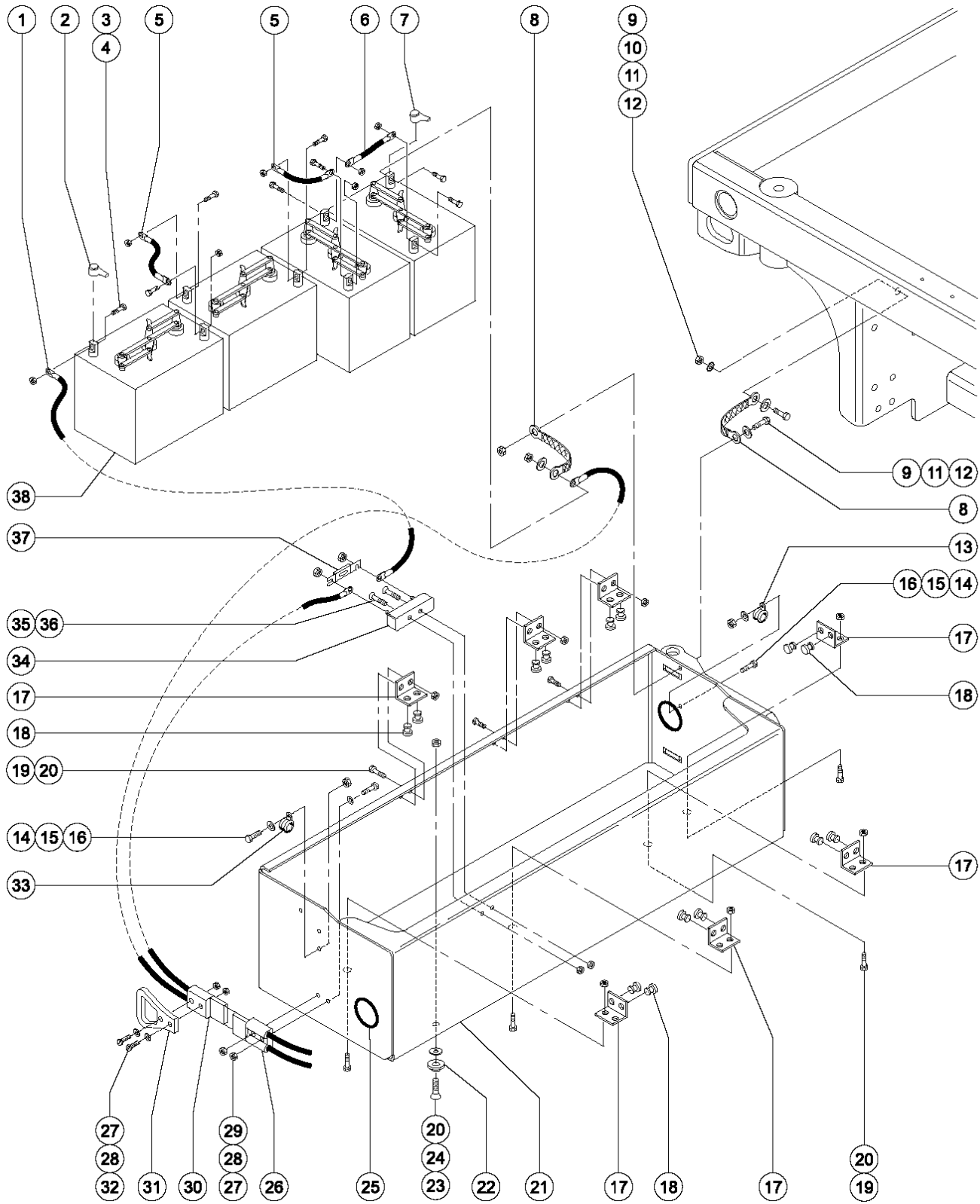
204.2 Battery Pack Module Tray Installation (from SN 36045)



204.2 Battery Pack Module Tray Installation (from SN 36045)

Item	Part No.	Description	Qty.
--	65971-S	HANDLE-ROTATOR LATCH ASSY LS** <i>(battery pack side) (includes items 11-17)</i>	
--	65972-S	HANDLE-ROTATOR LATCH ASSY RS** <i>(ground controls side)</i>	
1	47255	BOLT,SHORT SHOULDER.....	1
2	38028	NUT,LP NYLOCK,5/8-11.....	2
3	47548	BEARING,FL,0.75ID X 1 OD X .49..... <i>(1.91 x 2.54 x 0.97 cm)</i>	2
4	47324	BRACKET,BOX HINGE,LH-UP/RH-LO.....	1
5	10597	SCREW,HHC,1/2-13 X 1.25 GR5....	2
6	6086	NUT,LP NYLOCK,1/2-13.....	4
7	55983	PIN-THREADED SHLDR OFFS,5/8-11.....	1
8	51496	SCREW,HHC,1/2-13 X 1.375.....	2
9	47323	BRACKET,BOX HINGE,RH-UP/LH-LO.....	1
10	47342	SPACER,MODULE TRAY,.030 THK..... <i>(Quantity listed for this item is approximate. Actual quantity may vary to ensure proper fit.)</i>	2
10A	47455	SPACER,MODULE TRAY,.075 THK..... <i>(Quantity listed for this item is approximate. Actual quantity may vary to ensure proper fit.)</i>	2
11	65982	BRACKET-LATCH MOUNT,BAT MOD.....	1
12	6782	NUT,NYLOCK,5/16-18.....	1
13	13002	SCREW,HHC,5/16-18 X 1 GR5.....	2
14	13000	SCREW,HHC,5/16-18 X 1.25.....	2
15	6002	NUT,LP NYLOCK,5/16-18.....	2
16	66871	FORMING, MOD TRAY HANDLE.....	1
17	66900	LATCH,ROTARY, W/KNOB, LEFT..... <i>(battery pack side) (shown)</i>	1
17A	66901	LATCH,ROTARY,W/KNOB,RIGHT.... <i>(ground controls side)</i>	1

205.1 Battery Pack Module (to SN 35799)

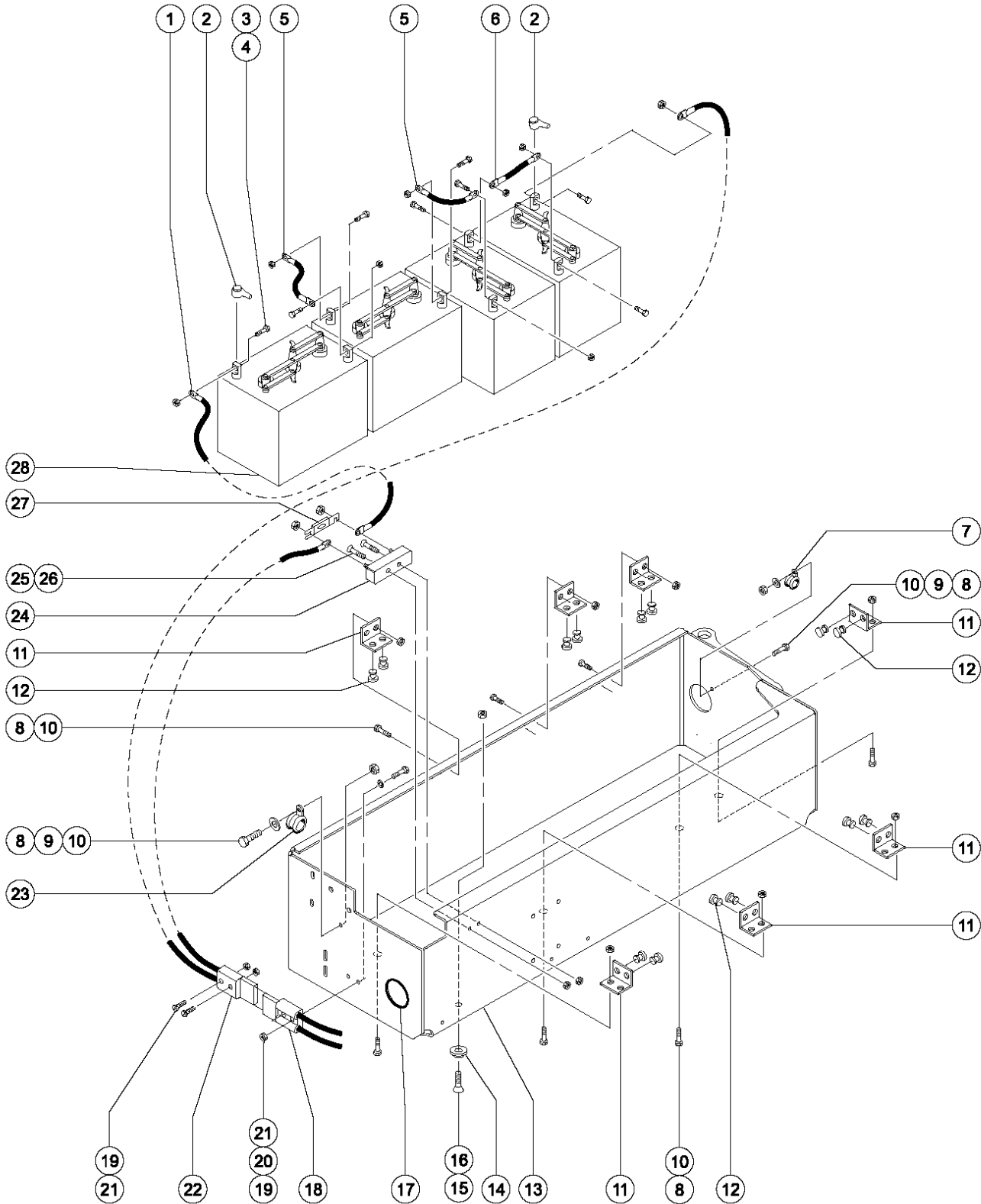


205.1 Battery Pack Module (to SN 35799)

Item	Part No.	Description	Qty.	Item	Part No.	Description	Qty.
1		Ref. Battery Cable Assembly <i>(refer to Figure 214.1 and 214.2)</i>		29	8915	SCREW,HHC,1/4-20 X 1.25.....	2
2	96110	BOOT,CABLE TERMINAL COVER.....	9	30		Ref. Battery Cable Assembly..... <i>(refer to Figure 214.1 and 214.2)</i>	2
3	13002	SCREW,HHC,5/16-18 X 1 GR5.....	8	31	44716	HANDLE,ANDERSON CONNECTOR SB.....	1
4	18503	NUT,LOCKING-LG.FLANGE,5/16-18.8		32	11966	SCREW,BHHS,1/4-20 X 1.5.....	2
5		Ref. Battery Cable Assembly..... <i>(refer to Figure 214.1 and 214.2)</i>	8	33	45454	CLAMP,RUB CUSH,0.75,#12 X 3/8*..... <i>(1.9 cm)</i>	1
6		Ref. Battery Cable Assembly..... <i>(refer to Figure 214.1 and 214.2)</i>	8	34	66717	FUSE BLOCK, ANN & ANL FUSE... <i>(includes mounting fasteners)</i>	1
7	51147	BOOT,CABLE TERMINAL,LG,RED,2/0.....	1	35	6873	SCREW,FHM,10-32 X 1.....	2
8	39532	GROUND STRAP.....	2	36	6178	NUT,NYLOCK,10-32.....	2
9	7713	NUT,LP NYLOCK,3/8-16.....	2	37	40833	FUSE,275 AMP,VERY FAST ACTING.....	1
10	6700	WASHER,STAR,EXTERNAL,.375...2		38	76502	BATTERY,T105 W/LPT,3 CAP,DRY**..... <i>Case size: 10 3/8 x 7 1/2 x 10 5/8 inches (26.4 x 19.05 x 26.98 cm)</i>	4
11	6097	WASHER,FLAT,USS,3/8",Y.....	2				
12	6175	SCREW,HHC,3/8-16 X 1.....	2				
13	18666	CLAMP,1.00,#16 X 1/4,RUB CUSH..... <i>(2.5 cm)</i>	1				
14	6090	SCREW,HHC,1/4-20 X .75.....	2				
15	6638	WASHER,FLAT,USS,1/4"Y.....	2				
16	6091	NUT,NYLOCK,1/4-20.....	2				
17	66427	SERVICE KIT, BATTERY STOP.....	7				
--	47480	FORMING,BATTERY STOP.....	7				
18	47478	BUMPER,RUBBER,1"OD X .461 H..... <i>(2.5 cm)</i>	14				
19	19284	SCREW,FHS,1/4-20 X .63.....	14				
20	6889	NUT,LP NYLOCK,1/4-20.....	15				
21	48334	BATT.MODULE ASSY W/DECAL-2032..... <i>(bearing shown in 204.1) (includes 15 each itemr 20 and items 22-25)</i>	1				
22	47793	BUMPER, MODULE TRAY.....	1				
23	8514	SCREW,FHS,1/4-20 X .75.....	1				
24	12906	WASHER,FENDER,.25 X 1.25 X.062.....	1				
25	47232	GROMMET,RUBBER 2 X 2.75..... <i>(5.1 x 7 cm)</i>	2				
26		Ref. Battery Cable Assembly..... <i>(refer to Figure 214.1 and 214.2)</i>	2				
27	6357	NUT,HEX,1/4-20.....	4				
28	6356	WASHER,LOCK,.25.....	4				



205.2 Battery Pack Module (from SN 35800)

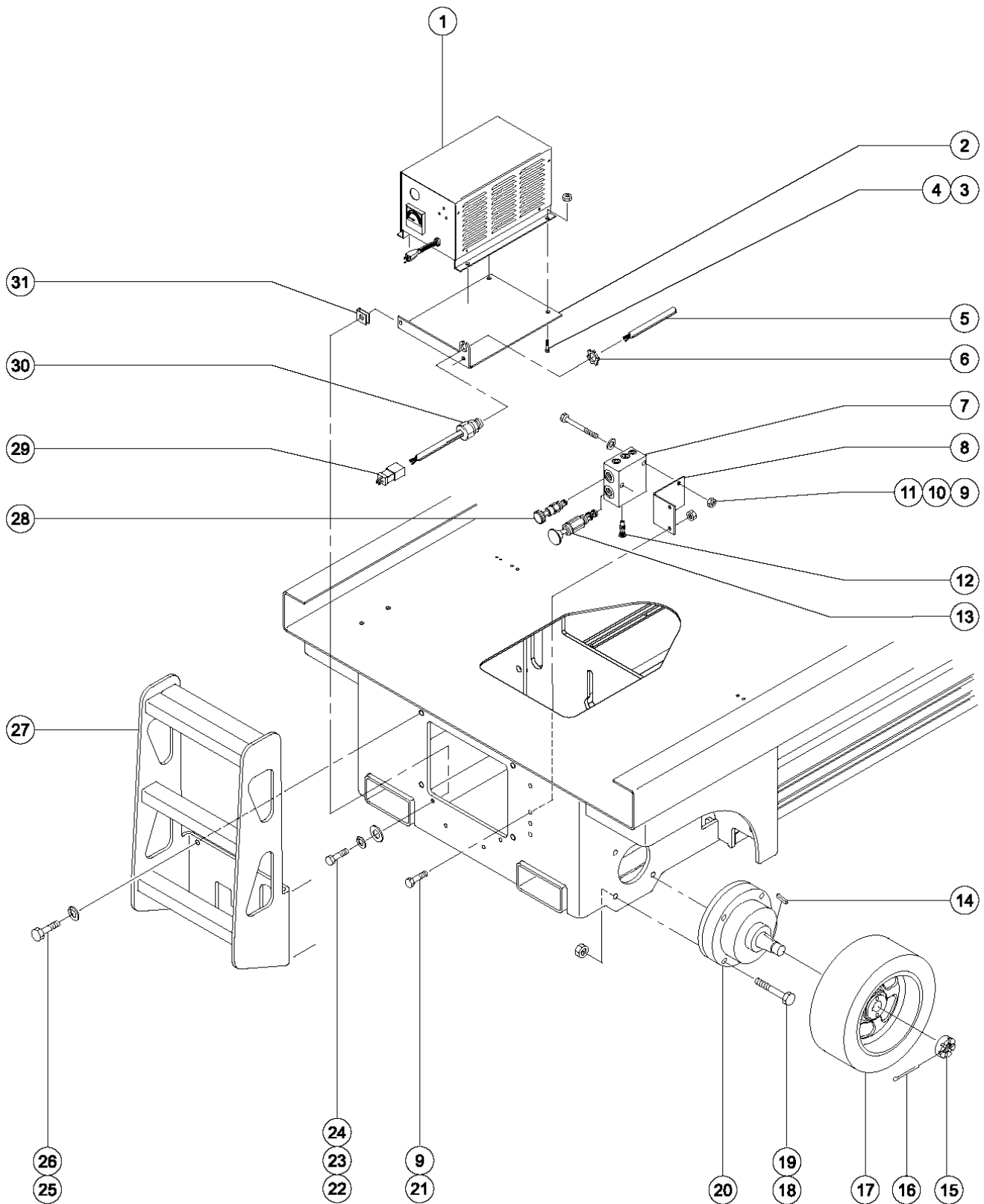


205.2 Battery Pack Module (from SN 35800)

Item	Part No.	Description	Qty.	Item	Part No.	Description	Qty.
1		Ref. Battery Cable Assembly <i>(refer to Figure 214.2)</i>		28	76502	BATTERY,T105 W/LPT,3 CAP,DRY**.....4 <i>Case size: 10 3/8 x 7 1/2 x 10 5/8 inches (26.4 x 19.05 x 26.98 cm)</i>	
2	96110	BOOT,CABLE TERMINAL COVER.....9					
3	13002	SCREW,HHC,5/16-18 X 1 GR5.....8					
4	18503	NUT,LOCKING-LG.FLANGE,5/16-18.8					
5		Ref. Battery Cable Assembly.....8 <i>(refer to Figure 214.2)</i>					
6		Ref. Battery Cable Assembly.....8 <i>(refer to Figure 214.2)</i>					
7	18666	CLAMP,1.00,#16 X 1/4,RUB CUSH.....1 <i>(2.5 cm)</i>					
8	6090	SCREW,HHC,1/4-20 X .75.....2					
9	6638	WASHER,FLAT,USS,1/4"Y.....2					
10	6091	NUT,NYLOCK,1/4-20.....2					
11	66427	SERVICE KIT, BATTERY STOP.....7					
--	47480	FORMING,BATTERY STOP.....7					
12	47478	BUMPER,RUBBER,1"OD X .461 H.....14					
13	48334	BATT.MODULE ASSY W/DECAL-2032.....1 <i>(includes items 14-17) (bearings are shown in 204.1)</i>					
14	47793	BUMPER, MODULE TRAY.....1					
15	8514	SCREW,FHS,1/4-20 X .75.....1					
16	6889	NUT,LP NYLOCK,1/4-20.....15					
17	47232	GROMMET,RUBBER 2 X 2.75.....2 <i>(5.1 x 7 cm)</i>					
18		Ref. Battery Cable Assembly.....2 <i>(refer to Figure 214.2)</i>					
19	66094	NUT-THIN HEAVY HEX, 1/4-20.....4					
20	6356	WASHER,LOCK,..25.....2					
21	8915	SCREW,HHC,1/4-20 X 1.25.....4					
22		Ref. Battery Cable Assembly.....2 <i>(refer to Figure 214.2)</i>					
23	45454	CLAMP,RUB CUSH,0.75,#12 X 3/8*.....1 <i>(1.9 cm)</i>					
24	66717	FUSE BLOCK, ANN & ANL FUSE...1					
25	6782	NUT,NYLOCK,5/16-18.....2					
26	13000	SCREW,HHC,5/16-18 X 1.25.....2					
27	40833	FUSE,275 AMP,VERY FAST ACTING.....1					



206.1 Non-steer Axle and Brake Release Hand Pump Installation

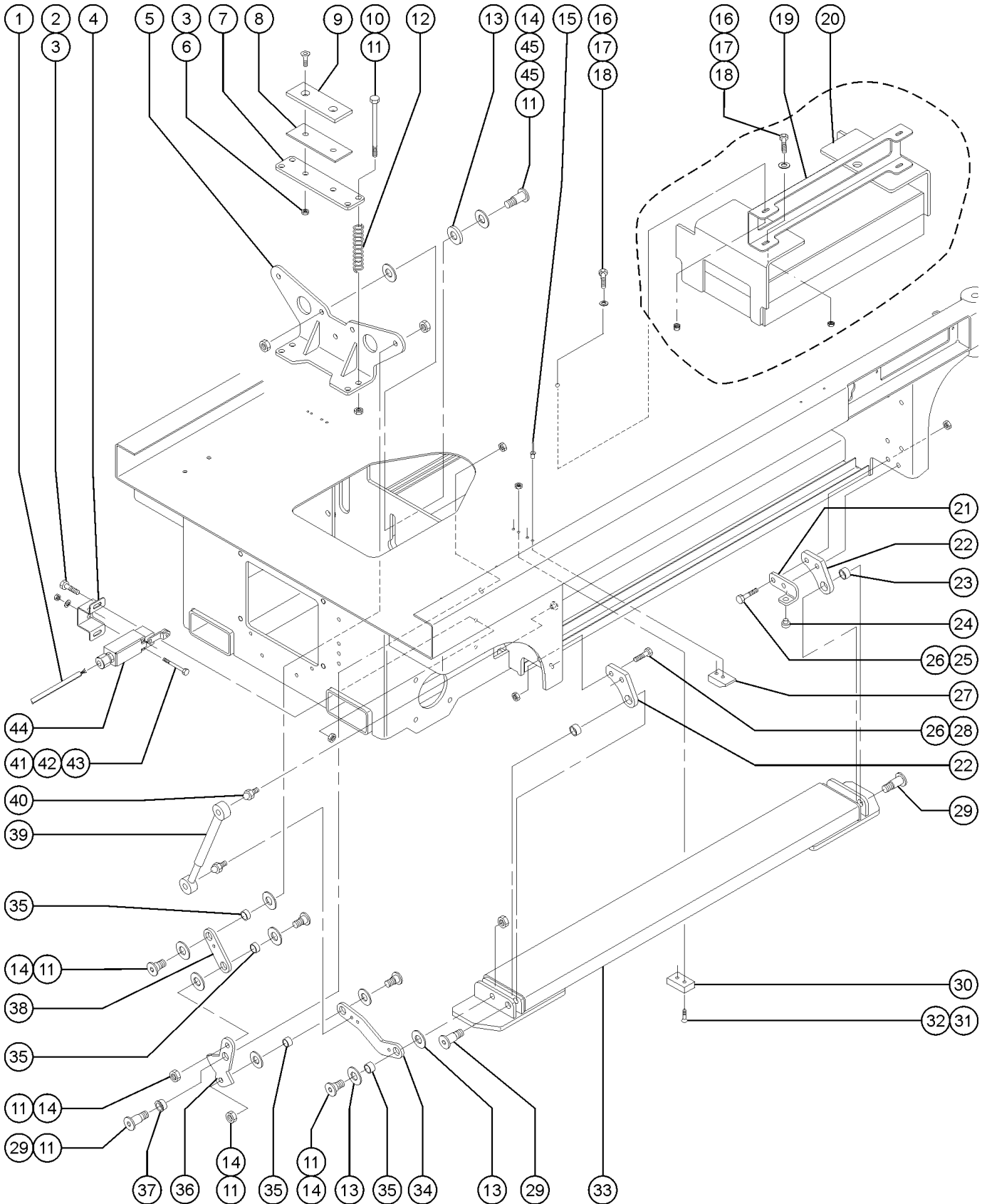


206.1 Non-steer Axle and Brake Release Hand Pump Installation

Item	Part No.	Description	Qty.	Item	Part No.	Description	Qty.
1		Ref. Charger - Battery <i>(refer to Figure 203.1, 203.2 or 203.3)</i>		21	6175	SCREW,HHC,3/8-16 X 1.....	2
2	39271	CHARGER MOUNT PLATE.....	1	22	6888	SCREW,HHC,1/4-20 X 1.....	2
3	6090	SCREW,HHC,1/4-20 X .75.....	4	23	6356	WASHER,LOCK,.25.....	2
4	6091	NUT,NYLOCK,1/4-20.....	4	24	6638	WASHER,FLAT,USS,1/4"Y.....	2
5	43956	WIRE CABLE,14/3 CON.TPE JKT*.....444-inches <i>(11.28 m)</i>		25	10597	SCREW,HHC,1/2-13 X 1.25 GR5.....	4
5A	43956	WIRE CABLE,14/3 CON.TPE JKT*.....504-inches <i>(12.8 m)</i>		26	6033	WASHER,LOCK,0.5".....	4
5B	43956	WIRE CABLE,14/3 CON.TPE JKT*.....624-inches <i>(15.85 m)</i>		27	48355	LADDER ASSY W/DECALS GS32/46**.....	1
6	6935	LOCKNUT,ELEC,1/2".....	1	28	44217	VALVE,CHECK,PILOT OPERATED***.....	1
7	96461	SERVICE KIT,BRAKE RELEASE MAN*..... <i>(to SN 60878) (includes items 12, 13 and 28)</i>	1	--	44233	SEAL KIT-FOR PN. 44217.....	1
8	66825	FORMING, HAND PUMP BRACKET.....	1	--	65763	KNOB,BLACK(44217)CHECK VALVE.....	1
9	4828	NUT,NYLOCK,3/8-16.....	6	29	6595	PLUG,ELECTRICAL,DOMESTIC..... <i>(shown)</i>	1
10	6097	WASHER,FLAT,USS,3/8",Y.....	2	29A	6666	PLUG,ELECTRICAL,220/50,NOVON.1	
11	14033	SCREW,HHC,3/8-16 X 2.75.....	2	29B	25388	PLUG,FUSED,250V,13AMP,U.K.**...1	
12	44216	VALVE,SHUTTLE.....	1	29C		FUSE,13 AMP,220V PLUG..... <i>(component no longer available) refer to BS1362 BUSS TDC180-13A</i>	1
--	44235	SEAL KIT-FOR PN.44216.....	1	30	7056	CONN,SQUEEZE,1/2NPT .38-.50,SM.....	1
13	44218	VALVE,HAND PUMP**.....	1	31	56912	SPRING CLIP,1/4-20,.025-.15X.5.....	2
--	44224	SEAL KIT, VALVE.....	1				
--	58992	KNOB,RED(44218)HP VALVE.....	1				
14	44781	KEY,RECTANGULAR,.31X.28X1.25"*.2 <i>(0.31 x 0.28 x 1.25 inches)</i>	2				
15	44780	NUT,CASTLE,1.125-18 UNEF.....	2				
16	42079	PIN,COTTER,.156 X 2.5.....	2				
17	105454	WHEEL & TIRE ASSY LP,15"..... <i>(non-marking)</i>	2				
18	8220	SCREW,HHC,1/2-13 X 4.....	8				
19	66777	NUT,TOP LOCK,1/2-13.....	8				
20	96416	SERVICE KIT,BRAKE,14.2 IN 3***..... <i>to SN 49846 (Ausco-Mico) (contains two brakes and mounting hardware)</i>	1				
--	88000	SEAL KIT (66419, 66416, 74297).... <i>(to SN 49846) (Ausco)</i>	2				
20A	96257	BRAKE,HYDRAULIC***..... <i>from SN 49846 (White)</i>	2				



207.1 Pothole Protection Assembly and Counterweights (to SN 35799)



207.1 Pothole Protection Assembly and Counterweights (to SN 35799)

Item	Part No.	Description	Qty.	Item	Part No.	Description	Qty.
1	39907	WIRE CABLE,18/2 SJO,BULK.....86-inches (2.18 m) (ground controls side) (shown)		21	47656	BRACKET,POTHOLE STOPPER,LEFT.....1 (ground controls side) (shown)	1
1A	39907	WIRE CABLE,18/2 SJO,BULK.....62-inches (1.58 m) (battery pack side)		21A	47657	BRACKET,POTHOLE STOPPER,RIGHT.....1 (battery pack side)	1
2	6175	SCREW,HHC,3/8-16 X 1.....4	4	22	48324	PLATE,POTHOLE PIVOT W/BEARING.....4 (includes 1 each item 23)	4
3	4828	NUT,NYLOCK,3/8-16.....6	6	23	39581	BEARING,0.75IDX1.00ODX0.50L....4 (1.91 x 2.54 x 1.27 cm)	4
4	47274	BRACKET,POTHOLE SWITCH.....2	2	24	47230	BUMPER,RUBBER.....2	2
5	47539	WELDMENT,POTHOLE ACTUATOR,46.....1	1	25	8177	SCREW,HHC,1/2-13 X 1.5.....4	4
6	35463	SCREW,FHS,3/8-16 X 1.5.....2	2	26	6086	NUT,LP NYLOCK,1/2-13.....8	8
7	47540	PLATE,POTHOLE ACTUATOR,46.....2	2	27	39317	STOP PLATFORM ROLLER.....2 (tapered)	2
8	47414	PLATE,POTHOLE PAD SPACER, 32.....1 (Quantity listed for this item is approximate. Actual quantity may vary to ensure proper fit)	1	28	51496	SCREW,HHC,1/2-13 X 1.375.....4	4
9	47322	WEAR PAD,POTHOLE.....1 (15.2 x 6.4 x 1 cm)	1	29	71912	BOLT,SHOULDER,5/8-11 X 1.19 LT.....6	6
10	47593	SCREW,HHC,5/8-11 X 10.....4	4	30	47907	BLOCK,MODULE TRAY STOP.....2	2
11	38028	NUT,LP NYLOCK,5/8-11.....17	17	31	40594	SCREW,FHS,1/4-20 X 1.25.....4	4
12	47541	SPRING,DIE 1.25 X 8.0.....4 (20.3 cm)	4	32	6091	NUT,NYLOCK,1/4-20.....4	4
13	51146	SPACER,.75IDX.875ODX.375.....22 (1.9 x 2.2 x 1 cm)	22	33	47244	POTHOLE WELDMENT,RIGHT,32.....1 (ground controls side) (shown)	1
14	47255	BOLT,SHORT SHOULDER.....11	11	33A	47243	POTHOLE WELDMENT,LEFT,32/46.....1 (battery pack side)	1
15	41695	RIVET,STL,STL,.188 X .50.....4	4	34	48325	PLATE,POTHOLE LINK,LWR.W/BUSH.....2 (includes 2 each item 35)	2
16	6019	SCREW,HHC,3/8-16 X 1.25 GRD 5.....4	4	35	39580	BEARING,0.75IDX1.00ODX0.38L....8 (1.91 x 2.54 x 0.97 cm)	8
17	6097	WASHER,FLAT,USS,3/8",Y.....4	4	36	48326	ARM, POTHOLE CRANK, GS32/46.....1 (shown) (ground controls side) (includes item 37)	1
18	4828	NUT,NYLOCK,3/8-16.....4	4	36A	48359	ARM,L POTHOLE CRANK, GS32/46.....1 (battery pack side) (includes item 37)	1
19	66452	BRACKET, COUNTERWEIGHT, GS3246.....1 (from SN 24439)	1	37	47548	BEARING,FL,0.75ID X 1 OD X .49.....2 (1.9 x 2.5 x 1 cm)	2
20	66453	WELDMENT,COUNTERWEIGHT 575 LBS.....1 GS-2646 CE (between fork tubes)	1	38	48327	PLATE,POTHOLE LINK,UPR.W/BEARI.....2 (includes item 35)	2
20A	66453	WELDMENT,COUNTERWEIGHT 575 LBS.....1 GS-3246 (between fork tubes)	1				
20B	66430	COUNTERWEIGHT, LARGE, GS32.....2 GS-3246 (inside chassis above hydraulic tray)	2				



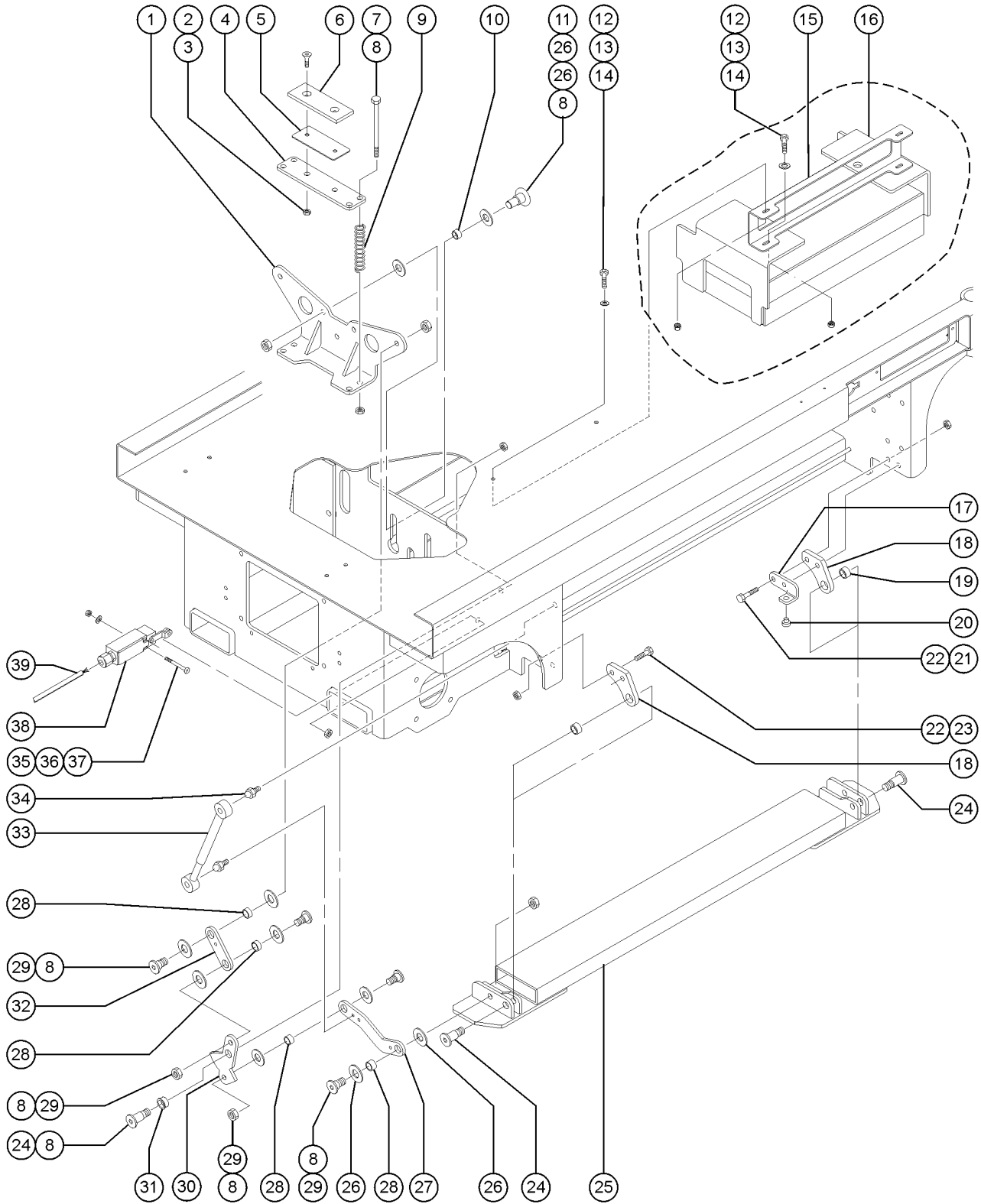
207.1 Pothole Protection Assembly and Counterweights (to SN 35799)
(continued)

Item	Part No.	Description	Qty.
39	39542	GAS SHOCK,SCISSORS***.....	2
40	40265	BALL STUD,GAS STRUT (38593)***.....	4
41	51063	SCREW,PHILLIPS,RHM,10-32 X 1.5.....	4
42	6146	WASHER,FLAT,MS,#10,Y.....	4
43	6178	NUT,NYLOCK,10-32.....	4
44	96948	SWITCH,LIMIT,W/ROLLER ARM***.....	2
--	19491	CONTACTOR,LIMIT SWITCH.....	2
--	27643	ROLLER ARM-LIMIT SWITCH.....	2
45	47520	WASHER,THRUST .75 X 1.25 X .06	

207.1 Pothole Protection Assembly and Counterweights (to SN 35799)
(continued)

This Page Intentionally Left Blank

207.2 Pothole Protection Assembly and Counterweights (from SN 35800)



207.2 Pothole Protection Assembly and Counterweights (from SN 35800)

Item	Part No.	Description	Qty.	Item	Part No.	Description	Qty.
--	78093	SRV KIT,POTHOLE ACTUATOR, GS46		16C	105015	WELDMENT, 3246 RETROFIT GS-3246 CE with Platform Overload option (inside chassis) (from SN 48000 to 59999)	
--	72877	INSTRUCTIONS POTHOLE SRV KIT		17	47656	BRACKET,POTHOLE STOPPER,LEFT.....1 (ground controls side) (shown)	1
--	78093	SRV KIT,POTHOLE ACTUATOR, GS46		17A	47657	BRACKET,POTHOLE STOPPER,RIGHT.....1 (battery pack side)	1
1	47539	WELDMENT,POTHOLE ACTUATOR,46.....1	1	18	48324	PLATE,POTHOLE PIVOT W/BEARING.....4 (includes 1 each item 20)	4
2	4828	NUT,NYLOCK,3/8-16.....6	6	19	39581	BEARING,0.75IDX1.00ODX0.50L....4 (1.91 x 2.54 x 1.27 cm)	4
3	64213	SCREW,FHS,3/8-16 X 2.25 ZN.....2 (to SN 49199)	2	20	47230	BUMPER,RUBBER.....2	2
3A	35463	SCREW,FHS,3/8-16 X 1.5.....2 (from SN 49200)	2	21	8177	SCREW,HHC,1/2-13 X 1.5.....4	4
4	47540	PLATE,POTHOLE ACTUATOR,46.....2	2	22	6086	NUT,LP NYLOCK,1/2-13.....8	8
5	66976	PLATE,POTHOLE SPACER, GS46.....1 (to SN 49199) (Quantity listed for this item is approximate. Actual quantity may vary to ensure proper fit.)	1	23	51496	SCREW,HHC,1/2-13 X 1.375.....4	4
6	47322	WEAR PAD,POTHOLE.....1 (15.2 x 6.4 x 1 cm)	1	24	71912	BOLT,SHOULDER,5/8-11 X 1.19 LT.....6	6
7	47593	SCREW,HHC,5/8-11 X 10.....4	4	25	66716	WELDMENT,POTHOLE ARM, 32/46.....2	2
8	38028	NUT,LP NYLOCK,5/8-11.....17	17	26	78055	SPACER, POTHOLE ACTUATOR.....26	26
9	47541	SPRING,DIE 1.25 X 8.0.....4 (20.3 cm)	4	27	48325	PLATE,POTHOLE LINK,LWR.W/BUSH.....2 (includes 2 each item 28)	2
10	51146	SPACER,.75IDX.875ODX.375.....2	2	28	39580	BEARING,0.75IDX1.00ODX0.38L....8 (1.91 x 2.54 x 0.97 cm)	8
11	66990	BOLT, SHOULDER, LARGE FLANGE.....11	11	29	47255	BOLT,SHORT SHOULDER.....11	11
12	6019	SCREW,HHC,3/8-16 X 1.25 GRD 5.....4	4	30	48326	ARM, POTHOLE CRANK, GS32/46.....1 (ground controls side) (shown) (includes item 31)	1
13	6097	WASHER,FLAT,USS,3/8",Y.....4	4	30A	48359	ARM,L POTHOLE CRANK, GS32/46.....1 (battery pack side) (includes 1 each item 31)	1
14	4828	NUT,NYLOCK,3/8-16.....4	4	31	47548	BEARING,FL,0.75ID X 1 OD X .49.....2 (1.91 x 2.54 x 0.97 cm)	2
15	66452	BRACKET, COUNTERWEIGHT, GS3246.....1	1	32	48327	PLATE,POTHOLE LINK,UPR.W/BEARI.....2 (includes 2 each item 28)	2
16	66453	WELDMENT,COUNTERWEIGHT 575 LBS.....1 GS-2646 CE (between fork tubes)	1	33	39542	GAS SHOCK,SCISSORS***.....2	2
16A	66453	WELDMENT,COUNTERWEIGHT 575 LBS.....1 GS-3246 (between fork tubes)	1				
16B	66430	COUNTERWEIGHT, LARGE, GS32.....1 GS-3246 (inside chassis above hydraulic tray)	1				



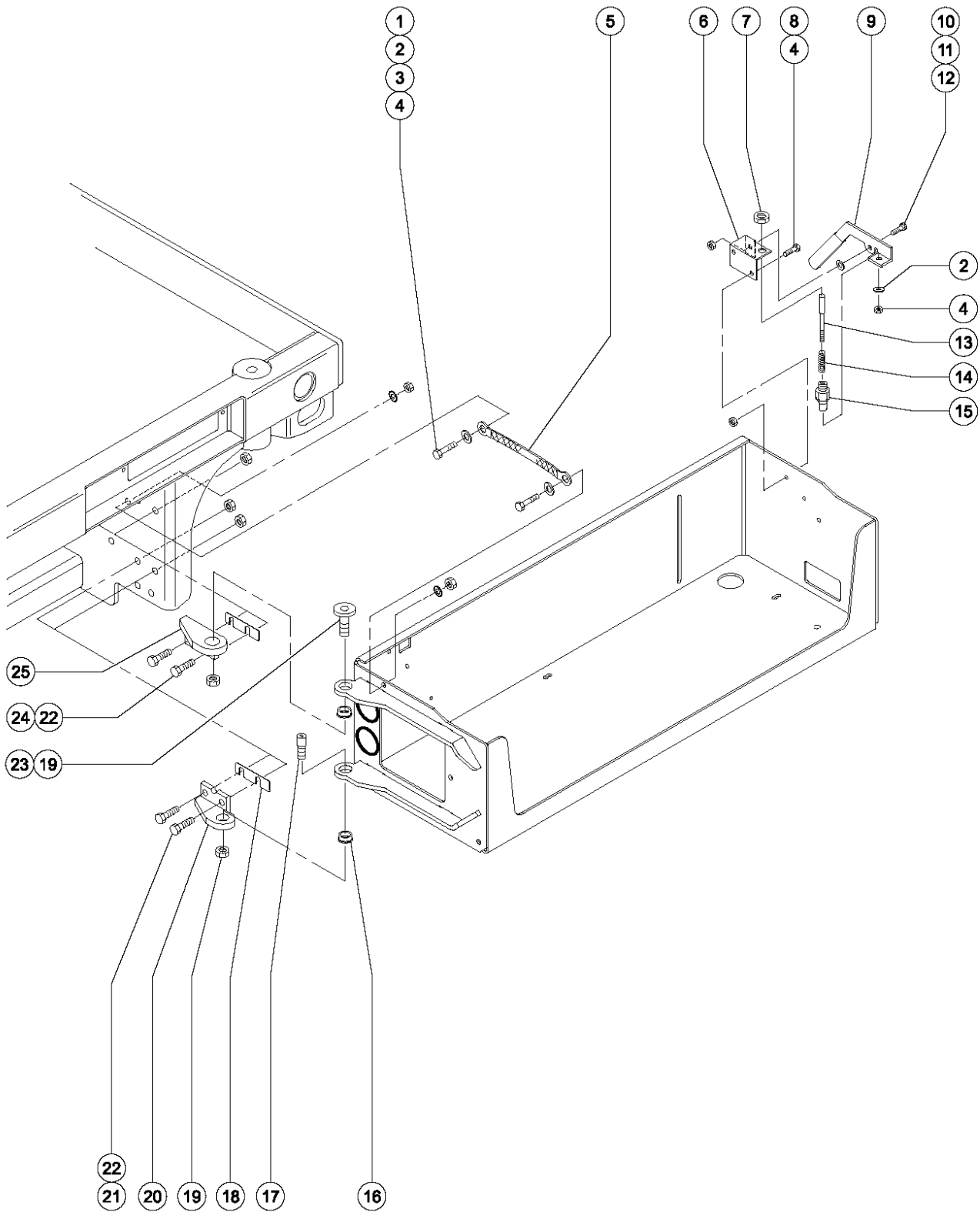
207.2 Pothole Protection Assembly and Counterweights (from SN 35800)
 (continued)

Item	Part No.	Description	Qty.
34	40265	BALL STUD,GAS STRUT (38593)**4	4
35	51063	SCREW,PHILLIPS,RHM,10-32 X 1.5.....4	4
36	6146	WASHER,FLAT,MS,#10,Y.....4	4
37	6178	NUT,NYLOCK,10-32.....4	4
38	96948	SWITCH,LIMIT,W/ROLLER ARM***2	2
--	19491	CONTACTOR,LIMIT SWITCH.....2	2
--	27643	ROLLER ARM-LIMIT SWITCH.....2	2
39	39907	WIRE CABLE,18/2 SJO,BULK.....86-inches (shown) (ground controls side) (0.281 mm ²)	
39A	39907	WIRE CABLE,18/2 SJO,BULK.....62-inches (battery pack side) (0.281 mm ²)	

207.2 Pothole Protection Assembly and Counterweights (from SN 35800)
(continued)

This Page Intentionally Left Blank

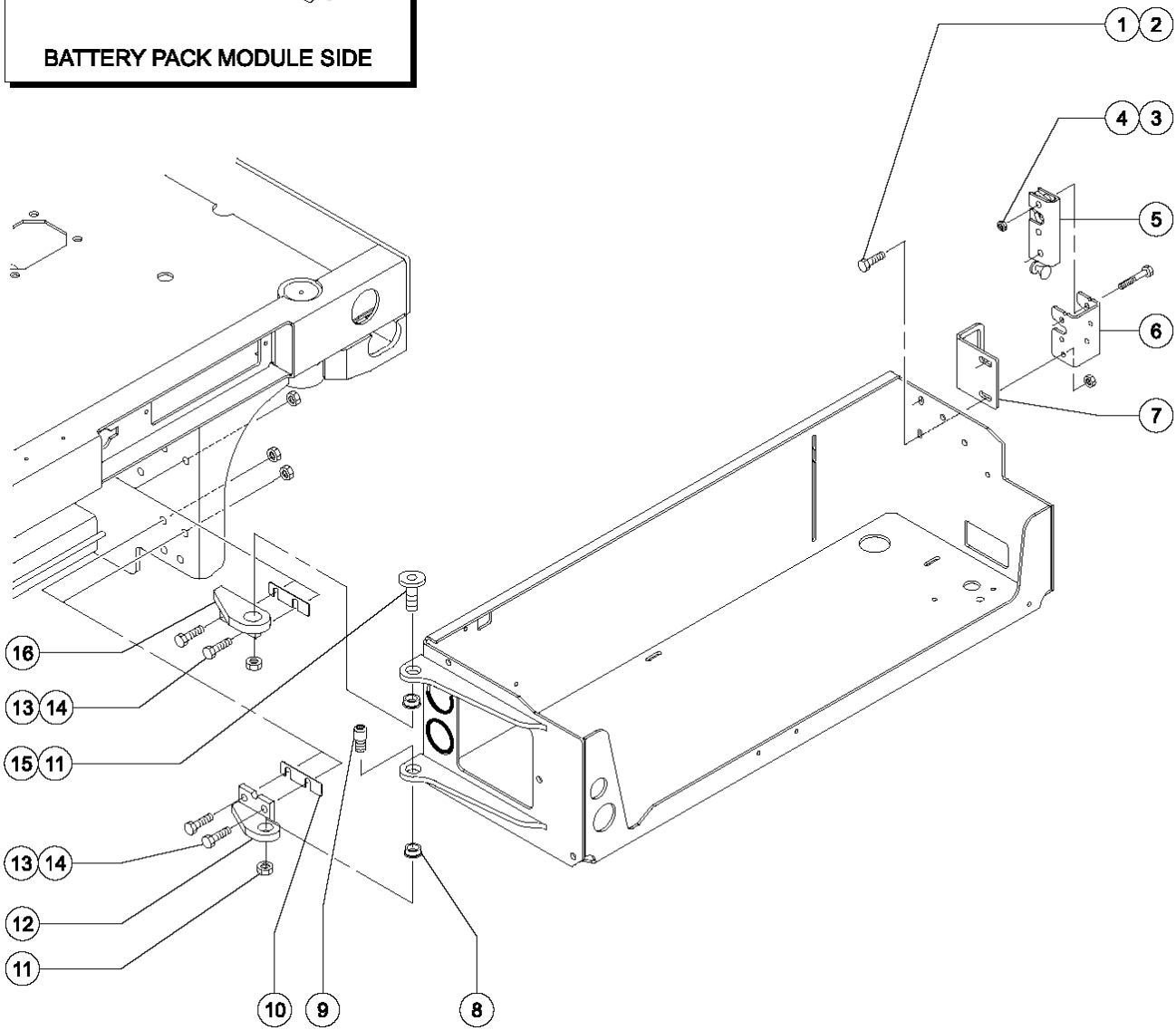
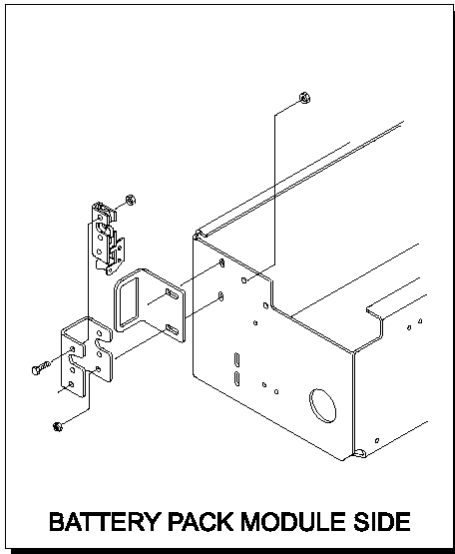
208.1 Power Unit Module Installation (to SN 35799)



208.1 Power Unit Module Installation (to SN 35799)

Item	Part No.	Description	Qty.
1	6019	SCREW,HHC,3/8-16 X 1.25 GRD 5.....	2
2	6097	WASHER,FLAT,USS,3/8",Y.....	2
3	6700	WASHER,STAR,EXTERNAL,,375....	2
4	7713	NUT,LP NYLOCK,3/8-16.....	2
5	39532	GROUND STRAP.....	1
6	47331	BRACKET,LOCK PIN,RIGHT..... (ground controls side)	1
7	8538	NUT,LP NYLOCK,3/4-10.....	1
8	33681	SCREW,HHC,3/8-16 X .625.....	2
9	46348	HANDLE-LOCK,PWR MOD.RIGHT SIDE..... (ground controls side)	1
--	44733	HANDLE COVER,PLASTIC.....	1
10	47227	SCREW,SHS,5/16-18 X .25.....	1
11	47228	WASHER,NYLON,,406 X.750 X.032.....	1
12	6782	NUT,NYLOCK,5/16-18.....	1
13	39470	PIN, LOCK.....	1
14	39469	SPRING,COMPRESSION.485 X1.75**.....	1
15	41630	HOUSING,LOCK PIN.....	1
16	47548	BEARING,FL,0.75ID X 1 OD X .49..... (1.91 x 2.54 x 0.97 cm)	2
17	55983	PIN-THREADED SHLDR OFFS,5/8-11.....	1
18	47455	SPACER,MODULE TRAY,.075 THK..... (1.905 mm) (quantities vary)	2
18A	47342	SPACER,MODULE TRAY,.030 THK..... (0.762 mm) (quantities vary)	2
19	38028	NUT,LP NYLOCK,5/8-11.....	2
20	47324	BRACKET,BOX HINGE,LH-UP/RH-LO.....	1
21	8177	SCREW,HHC,1/2-13 X 1.5.....	2
22	6086	NUT,LP NYLOCK,1/2-13.....	4
23	47255	BOLT,SHORT SHOULDER.....	1
24	10597	SCREW,HHC,1/2-13 X 1.25 GR5....	4
25	47323	BRACKET,BOX HINGE,RH-UP/LH-LO.....	1

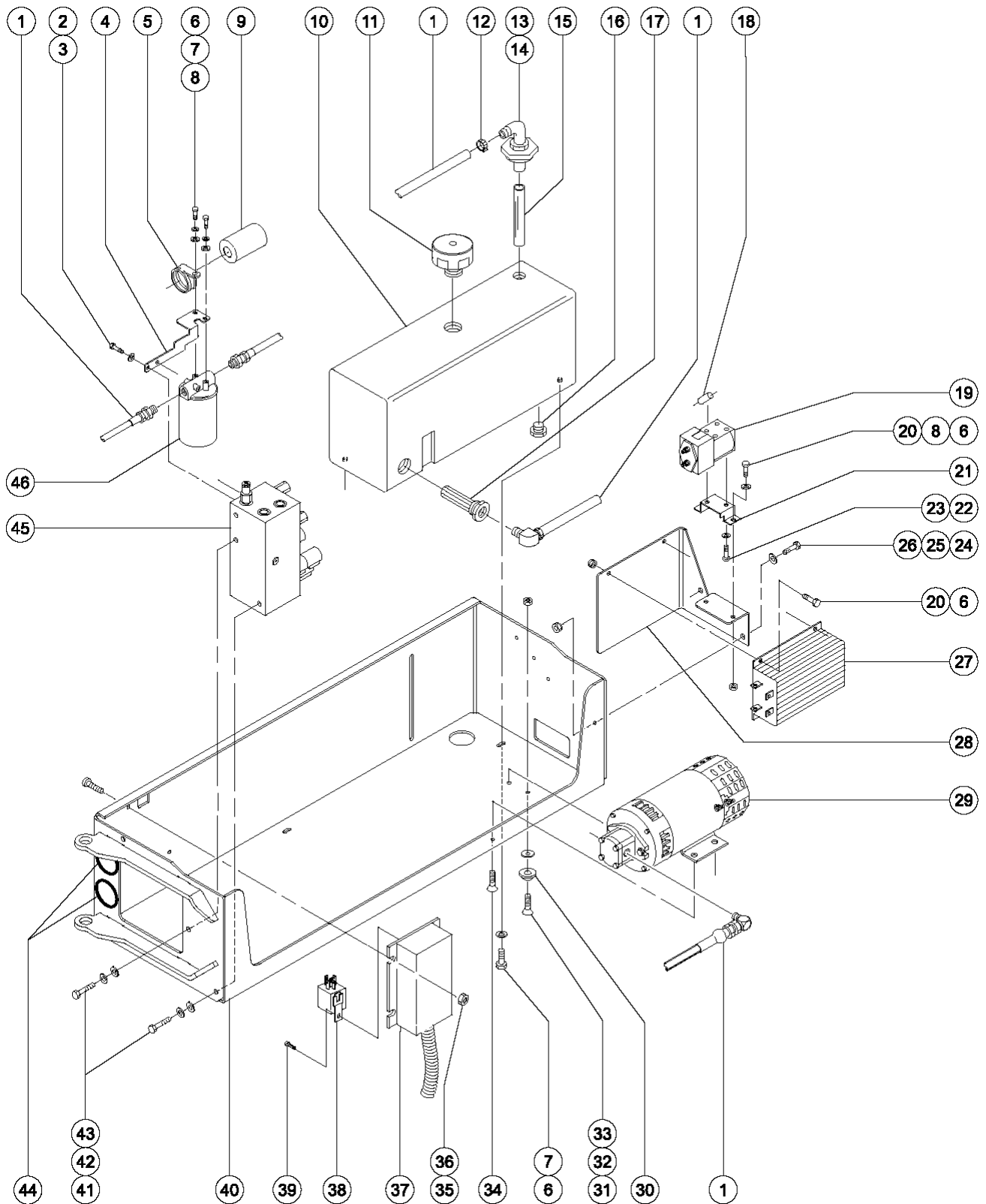
208.2 Power Unit Module Installation (from SN 35800)



208.2 Power Unit Module Installation (from SN 35800)

Item	Part No.	Description	Qty.
--	65971-S	HANDLE-ROTATOR LATCH ASSY LS** <i>(battery side)</i>	
--	65972-S	HANDLE-ROTATOR LATCH ASSY RS** <i>(ground controls side)</i>	
1	13002	SCREW,HHC,5/16-18 X 1 GR5.....	2
2	6782	NUT,NYLOCK,5/16-18.....	2
3	13000	SCREW,HHC,5/16-18 X 1.25.....	2
4	6002	NUT,LP NYLOCK,5/16-18.....	2
5	66901	LATCH,ROTARY,W/KNOB,RIGHT....	1
		<i>(ground controls side)</i>	
5A	66900	LATCH,ROTARY, W/KNOB, LEFT.....	1
		<i>(battery side)</i>	
6	65981	BRACKET-LATCHMNT,PWR MOD W/DEC.....	1
7	66871	FORMING, MOD TRAY HANDLE.....	1
8	39580	BEARING,0.75IDX1.00ODX0.38L....	2
		<i>(1.91 x 2.54 x 0.97 cm)</i>	
9	55983	PIN-THREADED SHLDR OFFS,5/8-11.....	1
10	47342	SPACER,MODULE TRAY,.030 THK.....	2
		<i>(quantities vary)</i>	
10	47455	SPACER,MODULE TRAY,.075 THK.....	2
		<i>(quantities vary)</i>	
11	38028	NUT,LP NYLOCK,5/8-11.....	2
12	47324	BRACKET,BOX HINGE,LH-UP/RH-LO.....	1
13	8177	SCREW,HHC,1/2-13 X 1.5.....	2
14	6086	NUT,LP NYLOCK,1/2-13.....	4
15	47255	BOLT,SHORT SHOULDER.....	1
16	47323	BRACKET,BOX HINGE,RH-UP/LH-LO.....	1

209.1 Power Unit Module Tray (to SN 36044)



209.1 Power Unit Module Tray (to SN 36044)

Item	Part No.	Description	Qty.	Item	Part No.	Description	Qty.
1		Ref. Hydraulic Hoses and Fittings <i>(refer to Figure 213.1)</i>		19	74267	CONTACTOR,DRIVE,24V,180A***...1 <i>(to SN 6899)</i>	1
2	10107	SCREW,HHC,5/16-18 X .75.....	2	--	74468	SPRING, RETURN (FOR 74267).....1 <i>(to SN 6899)</i>	1
3	6886	WASHER,LOCK,.313.....	2	--	74469	FIXED CONTACT (FOR 74267).....1 <i>(to SN 6899)</i>	1
4	39438P	BRACKET,FILTER MOUNT.....	1	--	74470	MOVING CONTACT (FOR PN 74267).....1 <i>(to SN 6899)</i>	1
5	39518	CLAMP,2.00,#32 X 3/8,RUB CUSH.....	1				
		<i>(5.1 cm)</i>					
6	8914	SCREW,HHC,1/4-20 X .625.....	8	20	6091	NUT,NYLOCK,1/4-20.....	4
7	6356	WASHER,LOCK,.25.....	4	21	19815	BRACKET, RELAY MOUNTING.....1 <i>(to SN 6899)</i>	1
8	6638	WASHER,FLAT,USS,1/4"Y.....	4	22	19871	SCREW,HHC,M5 X 6.....	2
9	78585	KIT,ACCUM 180 PSI PRECHARGE***.....	9	23	19872	WASHER,LOCK,M5,PLTD.....	2
		<i>(12.5 bar) (to SN 46555)</i>		24	13002	SCREW,HHC,5/16-18 X 1 GR5.....	2
10	55856	HYDRAULIC TANK, GS46.....	1	25	5397	WASHER,FLAT,USS,5/16",Y.....	2
		<i>(7.4 gallon, 28 liters) (from SN 26566)</i>		26	6782	NUT,NYLOCK,5/16-18.....	2
--	66208	KIT,7.43 GAL - COMPLETE.....	1	27A	218236	CONTROLLER,MOTOR.....1 <i>(for machines that have had a contactor kit previously installed)</i>	1
		<i>(28 liters) (from SN 26566)</i>		27B	219498	KIT,CONTACTOR,GS,ALT W MTR CTR.....1 <i>(for machines GR10-19999, GRC11-999, QS11-999 AND OLDER, that have not had a contactor kit previously installed.)</i>	1
--	78546	BREATHER CAP,HYD. TANK,1/4 NPT.....	1				
		<i>(from SN 26566)</i>					
10A	65736	KIT,5 GALLON HYDRAULIC TANK***.....	1				
		<i>(complete) (19 liters) (to SN 26565) (includes items 11, 13-15 and 17)</i>		28	39301	BRACKET,CONTROLLER MOUNT.....	1
--	40832	TANK ONLY,HYDRAULIC GS30/32***.....	1				
		<i>(5 gallon, 19 liters) (to SN 26565) (includes item 17)</i>		29		Ref. Hydraulic Power Unit.....1 <i>(refer to Figure 210.1)</i>	1
11	42019	TANK BREATHER,NYLON **.....	1	30	47793	BUMPER, MODULE TRAY.....	1
		<i>(to SN 26565)</i>		31	19284	SCREW,FHS,1/4-20 X .63.....	1
11	66204	FILLER CAP(PLUG 1-1/2" NPT HEX <i>(from SN 26566)</i>		32	12906	WASHER,FENDER,.25 X 1.25 X.062.....	1
12	42280	CLAMP,HOSE,.50.....	1				
		<i>(1.3 cm)</i>		33	6889	NUT,LP NYLOCK,1/4-20.....	1
13	39225	ELBOW,90ø,.5 MPT X.5BRB PLST.....	1	34	47522	SCREW,FHS,1/4-20 X .25 NYLOCK.....	2
14	39223	BULKHEAD FITTING,PLASTIC X 8**.....	1	35	6178	NUT,NYLOCK,10-32.....	2
15	39226	NIPPLE,PLASTIC .5 NPT X 6".....	1	36	6147	SCREW,RHM,10-32 X 1.....	2
		<i>(15.2 cm)</i>		--	39520	RECEPTACLE,FEMALE,36 CONTACT.....1 <i>(to SN 17407)</i>	1
16	39227	PLUG,HEX HEAD-8 PLASTIC.....	1				
17	55616	STRAINER ASSEMBLY.....	1	--	39521	RECEPTACLE,ANTI-BACKOUT.....1 <i>(to SN 17407)</i>	1
18	39533	CAPACITOR,1.0 MFD.....	1				
		<i>(to SN 6899) (includes wire connectors)</i>		--	39522	WIRE SEAL,GRAY.....1 <i>(to SN 17407)</i>	1

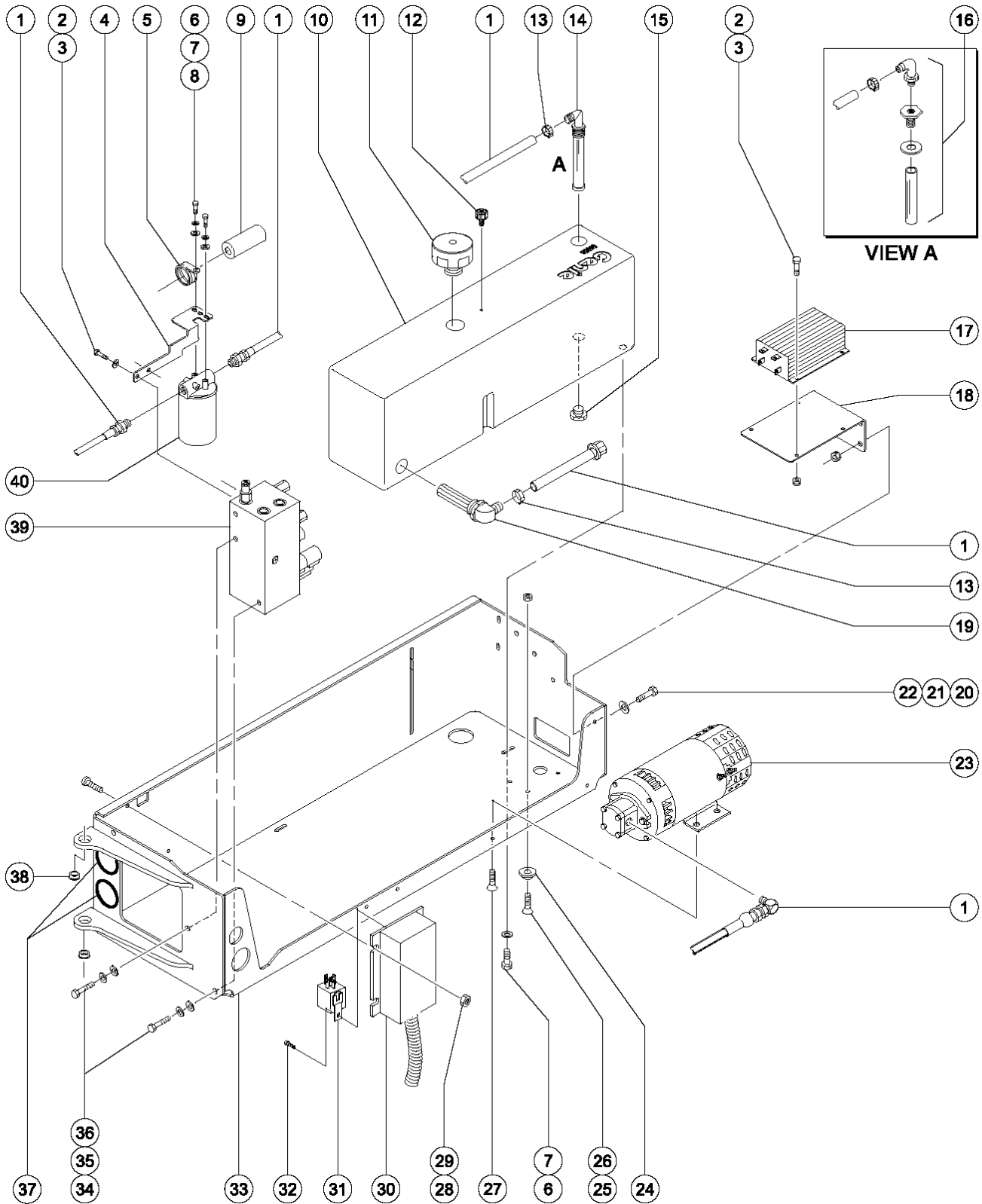


209.1 Power Unit Module Tray (to SN 36044)
(continued)

Item	Part No.	Description	Qty.	Item	Part No.	Description	Qty.
--	39523	CAVITY PLUG,GRAY.....1 (to SN 17407)	1	--	44788	FILTER ELEMENT,10MICRON,PAPER*.....1 (paper, standard)	1
--	39673	CONTACT,14-20GA.....1 (to SN 17407)	1				
--	78313	SERVICE KIT, BOM PLUG.....1 (to SN 17407)	1				
37A	105295	KIT,GEN1 TO GEN5 CONTRL SYS***1 (models with platform PCB Rev A or Rev B) (to SN 17407)	1				
37B	97055	ECM,SLAB,SERVICE*** (models with platform PCB Rev C) (to SN 17407)					
37C	78725	ECU,SLAB,GEN4***1 (from SN 17408 to 59999)	1				
--	39520	RECEPTACLE,FEMALE,36 CONTACT1 (from SN 17408 to 59999)	1				
--	39521	RECEPTACLE,ANTI-BACKOUT.....1 (from SN 17408 to 59999)	1				
--	39522	WIRE SEAL,GRAY1 (from SN 17408 to 59999)	1				
--	39523	CAVITY PLUG,GRAY.....1 (from SN 17408 to 59999)	1				
--	39673	CONTACT,14-20GA.....1 (from SN 17408 to 59999)	1				
--	78313	SERVICE KIT, BOM PLUG.....1 (from SN 17408 to 59999)	1				
38	56302	RELAY,24VDC,40/30A,SEALED*** ..1	1				
39	47363	SCREW,RHM,8-32 X .50.....1	1				
40	46332	MODULE TRAY ASSY-HYD PWR UNIT.....1 (includes items 30, 31, 32 and 33 and 44) (bearings shown in 208.1)	1				
41	8255	SCREW,HHC,3/8-16 X .75.....2	2				
42	6021	WASHER,LOCK,.375.....2	2				
43	6700	WASHER,STAR,EXTERNAL,.375....2	2				
44	47232	GROMMET,RUBBER 2 X 2.75.....2 (5.1 x 7 cm)	2				
45		Ref Function Manifold.....1 (refer to Figure 211.1)	1				
46	78622	FILTER ASSY,SAE8,10 MIC,PAPR**1	1				
--	44207	FILTER ELEMENT,BETA(10)=200.....1 (fiberglass, optional)	1				

This Page Intentionally Left Blank

209.2 Power Unit Module Tray (from SN 36045)



209.2 Power Unit Module Tray (from SN 36045)

Item	Part No.	Description	Qty.	Item	Part No.	Description	Qty.
1		Ref. Hydraulic Hoses and Fittings <i>(refer to Figure 213.2)</i>		20	10107	SCREW,HHC,5/16-18 X .75.....	4
2	8255	SCREW,HHC,3/8-16 X .75.....	2	21	5397	WASHER,FLAT,USS,5/16",Y.....	4
3	6021	WASHER,LOCK,.375.....	2	22	6782	NUT,NYLOCK,5/16-18.....	4
4	39438P	BRACKET,FILTER MOUNT.....	1	23		Ref. Hydraulic Power Unit..... <i>(refer to Figure 210.1)</i>	4
5	32339	CLAMP,1.75,#28 X 3/8,RUB CUSH*.....	1	24	47793	BUMPER, MODULE TRAY.....	1
		<i>(from SN 46557)</i>		25	19284	SCREW,FHS,1/4-20 X .63.....	1
5A	39518	CLAMP,2.00,#32 X 3/8,RUB CUSH.....	1	26	6889	NUT,LP NYLOCK,1/4-20.....	1
		<i>(to SN 46556)</i>		27	47522	SCREW,FHS,1/4-20 X .25 NYLOCK.....	2
6	6888	SCREW,HHC,1/4-20 X 1.....	2	28	6178	NUT,NYLOCK,10-32.....	2
7	6356	WASHER,LOCK,.25.....	2	29	6147	SCREW,RHM,10-32 X 1.....	2
8	6638	WASHER,FLAT,USS,1/4"Y.....	2	30	78725	ECU,SLAB,GEN4***.....	1
9	78422	ACCUMULATOR,180 PSI PRECHARGE*.....	1	--	39520	RECEPTACLE,FEMALE,36 CONTACT.....	1
		<i>(from SN 46557) (12.5 bar)</i>				<i>(from SN 17408 to 59999)</i>	
9A	78585	KIT,ACCUM 180 PSI PRECHARGE***.....	1	--	39521	RECEPTACLE,ANTI-BACKOUT.....	1
		<i>(to SN 46556) (includes clamp)</i>				<i>(from SN 17408 to 59999)</i>	
10	66208	KIT,7.43 GAL - COMPLETE.....	1	--	39673	CONTACT,14-20GA.....	1
		<i>(28 liters) (includes items 1, 12, 13 and 16)</i>				<i>(from SN 17408 to 59999)</i>	
10A	55856	HYDRAULIC TANK, GS46.....	1	--	78313	SERVICE KIT, BOM PLUG.....	1
		<i>(7.4 gallon, 28 liters)</i>				<i>(from SN 17408 to 59999)</i>	
11	66204	FILLER CAP(PLUG 1-1/2" NPT HEX.....	1	31	78098	RELAY,24VDC,40/30A,SLD W/BRKT*.....	1
						<i>(to SN 49486)</i>	
12	78546	BREATHER CAP,HYD. TANK,1/4 NPT.....	1	31A	56302	RELAY,24VDC,40/30A,SEALED***..	1
						<i>(from SN 49487)</i>	
13	19273	CLAMP,HOSE,.75 **.....	2	32	47363	SCREW,RHM,8-32 X .50.....	1
		<i>(2 cm)</i>		33	46332	MODULE TRAY ASSY-HYD PWR UNIT.....	1
14	39225	ELBOW,90ø,.5 MPT X.5BRB PLST.....	1			<i>(includes items 24, 37 and 38)</i> <i>(bearings shown in 208.2)</i>	
15	39227	PLUG,HEX HEAD-8 PLASTIC.....	1	--	12906	WASHER,FENDER,.25 X 1.25 X.062.....	1
16	65318	FITTING KIT-HYDRAULIC TANK....	1				
17A	218236	CONTROLLER,MOTOR.....	1	--	8514	SCREW,FHS,1/4-20 X .75.....	1
		<i>(for machines that have had a contactor kit previously installed)</i>		34	8255	SCREW,HHC,3/8-16 X .75.....	2
17B	219498	KIT,CONTACTOR,GS,ALT W MTR CTR.....	1	35	6021	WASHER,LOCK,.375.....	2
		<i>(for machines GS4604-50780 AND OLDER, that have not had a contactor kit previously installed)</i>		36	6700	WASHER,STAR,EXTERNAL,.375....	2
18	55789	BRACKET, CONTROLLER MOUNT.....	1	37	47232	GROMMET,RUBBER 2 X 2.75.....	2
						<i>(5.1 x 7 cm)</i>	
19	55616	STRAINER ASSEMBLY.....	1	38	39580	BEARING,0.75IDX1.00ODX0.38L....	2
				39		Ref. Function Manifold.....	1
						<i>(refer to Figure 211.2 or 211.3)</i>	



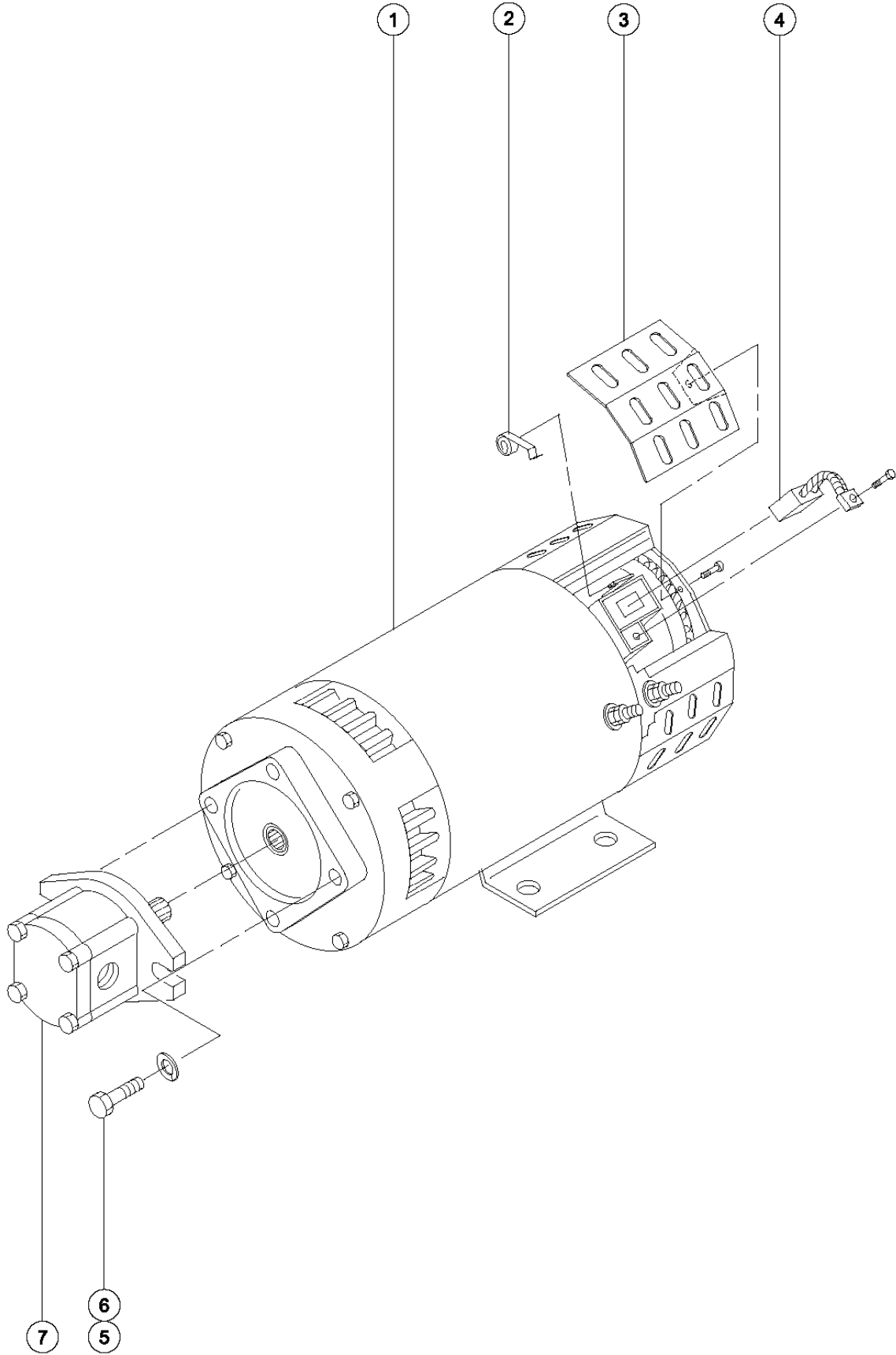
209.2 Power Unit Module Tray (from SN 36045)
 (continued)

Item	Part No.	Description	Qty.
40	78698	SERVICE KIT,FILTER,2032/46.....	1
--	44207	FILTER ELEMENT,BETA(10)=200..... <i>(fiberglass, optional)</i>	1
--	44788	FILTER ELEMENT,10MICRON,PAPER*..... <i>(paper, standard)</i>	1
--	78622	FILTER ASSY,SAE8,10 MIC,PAPR**.....	1

209.2 Power Unit Module Tray (from SN 36045)
(continued)

This Page Intentionally Left Blank

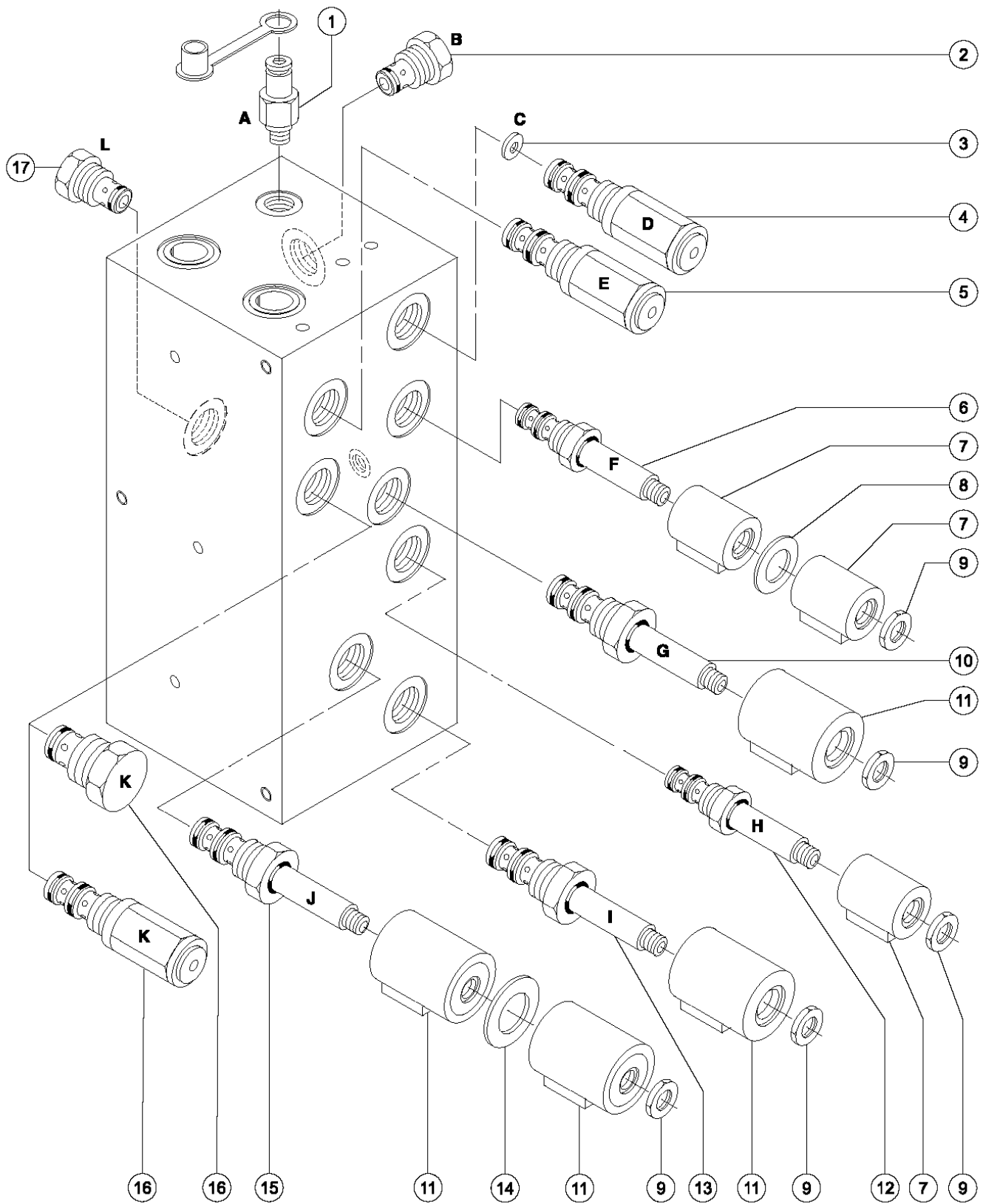
210.1 Hydraulic Power Unit



210.1 Hydraulic Power Unit

Item	Part No.	Description	Qty.
1	40844	MOTOR,ELECTRIC,24VDC 4.5HP.....1 <i>(includes seal kit and items 1, 3 and 4) units before SN 36045 requier bracket 105390</i>	1
--	105390	BRACKET, CONTROLLER MOUNT,SP.....1 <i>(to SN 36044) not shown, not included, sold separately</i>	1
--	43685	SEAL KIT,LIFT PUMP,BARNES**1	1
--	44777	BEARING,MOTOR.....1	1
--	44778	BEARING,MOTOR,36843,BRUSH END*1	1
2	44750	SPRING-BRUSH,40844, SCISSORS.....4	4
3	44752	COVER-BRUSH INSPEC.40844,SCISS.....4	4
4	44751	BRUSH,PWR UNIT (40844)**4	4
5	55921	SCREW,SHC,3/8-24 X 1.25"2	2
6	6021	WASHER,LOCK,.375.....2	2
7	96193	PUMP,4CC GEAR,CCW***1 <i>(Bosch)</i>	1
7A	66206	PUMP KIT,BOSCH,GS30*** <i>(to SN 16988) (Barnes pump replacements only)</i>	
7B	43685	SEAL KIT,LIFT PUMP,BARNES** <i>(to SN 16988) (Barnes pump replacements only)</i>	
7C	85197	SEAL KIT,BOSCH PUMP*** <i>for 96193</i>	

211.1 Function Manifold (to SN 36044)

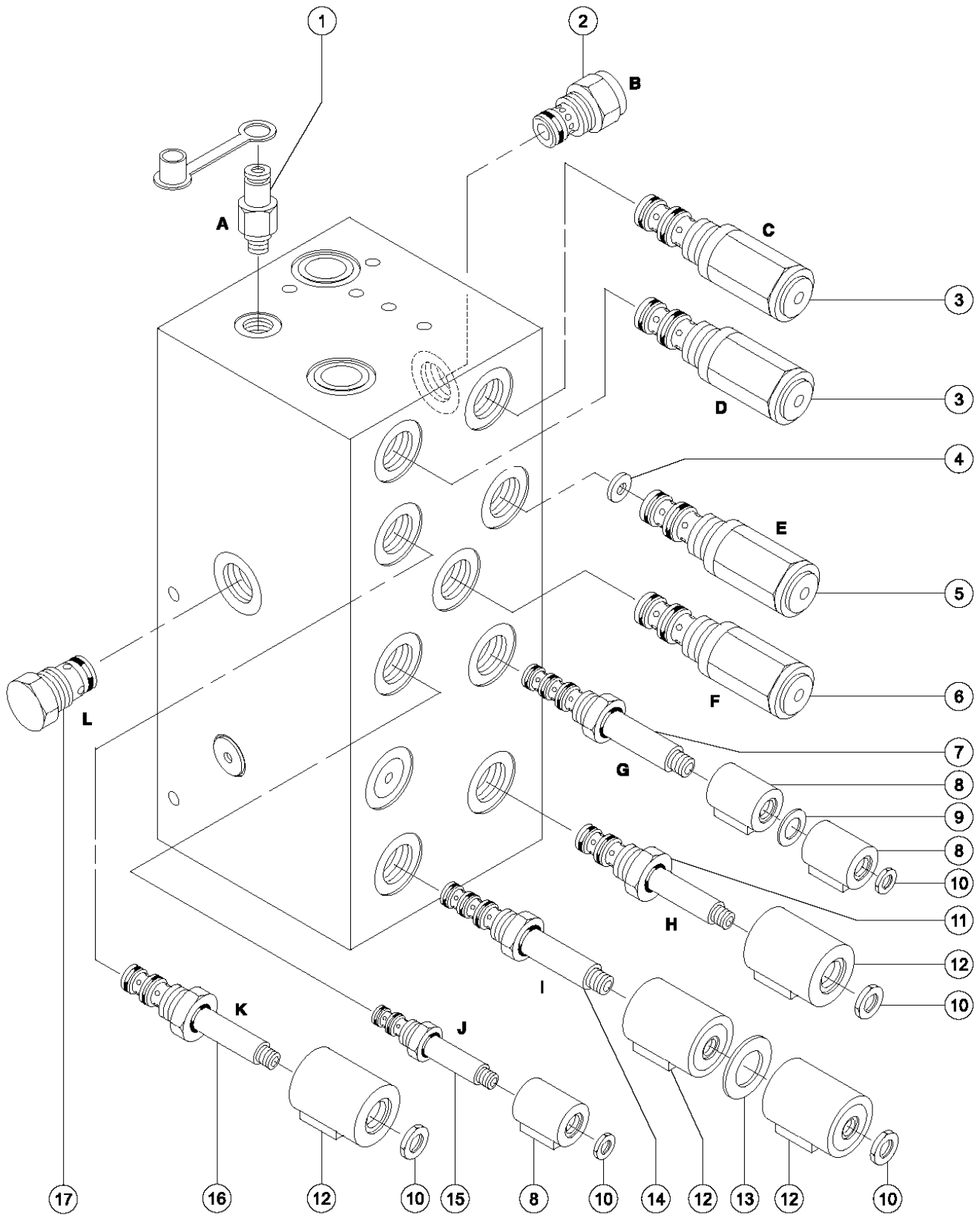


211.1 Function Manifold (to SN 36044)

Item	Part No.	Description	Qty.	Item	Part No.	Description	Qty.
A		Diagnostic nipple <i>Testing</i>		--	44226	SEAL KIT-FOR P.N.44167.....	1
B		Flow regulator valve <i>Steer circuit</i>		6	44168	VALVE,SOLENOID,3POS 4WAY....	1
C		Orifice <i>Steer circuit</i>		--	44229	SEAL KIT, VALVE.....	1
D		Relief valve <i>Steering relief</i>		7	39347	COIL,20V W/DIODE,#8 (SCI)**.....	3
E		Relief valve <i>Sistem relief</i>				<i>(from SN 6843 to 36044) (single spade coil)</i>	
F		Solenoid valve <i>Steer left/right</i>		8	44236	SPACER-DUAL COIL,#8***	1
G		Solenoid valve <i>Platform up</i>		9	44174	NUT-COIL SHORT.....	5
H		Solenoid valve <i>Brake circuit</i>		10	44169	VALVE-SOLENOID, 2POS 4 WAY.....	1
I		Solenoid valve <i>Drive speed</i>		--	44230	SEAL KIT-P.N.44169,44172,44171.....	1
J		Solenoid valve <i>Forward/reverse</i>		11	44176	COIL,20V W/DIODE,#10 (SCI).....	4
K		Check Valve <i>Brake circuit</i>				<i>(to SN 6843)</i>	
L		Check Valve <i>Steer circuit</i>		11A	52595	COIL,20V DS W/DIODE,#10 SCISR.....	4
--		<i>(Use this list to identify the function of the components illustrated in the drawing)</i>				<i>(from SN 6844)</i>	
--	51679	MANIFOLD MAIN VALVE,W/20 VDC* <i>(complete) (does not include item 17)</i>		12	44170	VALVE-SOLENOID N.O.(SCISSORS).....	1
1	48997	NIPPLE,DIAGNOSTIC,#4 PORT***	1	--	44228	SEAL KIT, VALVE.....	1
--	20224	DIAGNOSTIC FEMALE Q-DSCNT	1	13	44171	VALVE-SOLENOID,2POS 4WAY**.....	1
		<i>(Parker PN PD242)</i>		--	44230	SEAL KIT-P.N.44169,44172,44171.....	1
--	48880	CAP,DIAGNOSTIC NIPPLE.....	1	14	44175	SPACER-DUAL COIL,#10, SCISSORS.....	1
2	62082	VALVE-FLOW REGULATOR 0.75 GPM.....	1	15	105457	KIT,DYN BRAKING VALVE,MINI.....	1
		<i>(2.8 L/min)</i>		--	44230	SEAL KIT-P.N.44169,44172,44171.....	1
--	44225	SEAL KIT, VALVE.....	1	16	44178	VALVE,CHECK,5 PSI**	1
3	46288	ORIFICE DISC,.040".....	1			<i>(0.3 bar) (to SN 17481)</i>	
		<i>(1.02 mm)</i>		--	44224	SEAL KIT, VALVE.....	1
4	44166	VALVE,RELIEF,1000PSI(SCISSORS.1 <i>(69 bar)</i>				<i>(to SN 17481)</i>	
--	44227	SEAL KIT, VALVE.....	1	16A	58998	VALVE-RELIEF,130 PSI.....	1
5	44167	VALVE,RELIEF,3500PSI(SCISRS)**.1 <i>(241.3 bar)</i>				<i>(9 bar) (from SN 17482)</i>	
				--	44227	SEAL KIT, VALVE.....	1
						<i>(from SN 17482)</i>	
				17	48659	VALVE,CHECK***	1
				--	44227	SEAL KIT, VALVE.....	1



211.2 Function Manifold (from 36045)

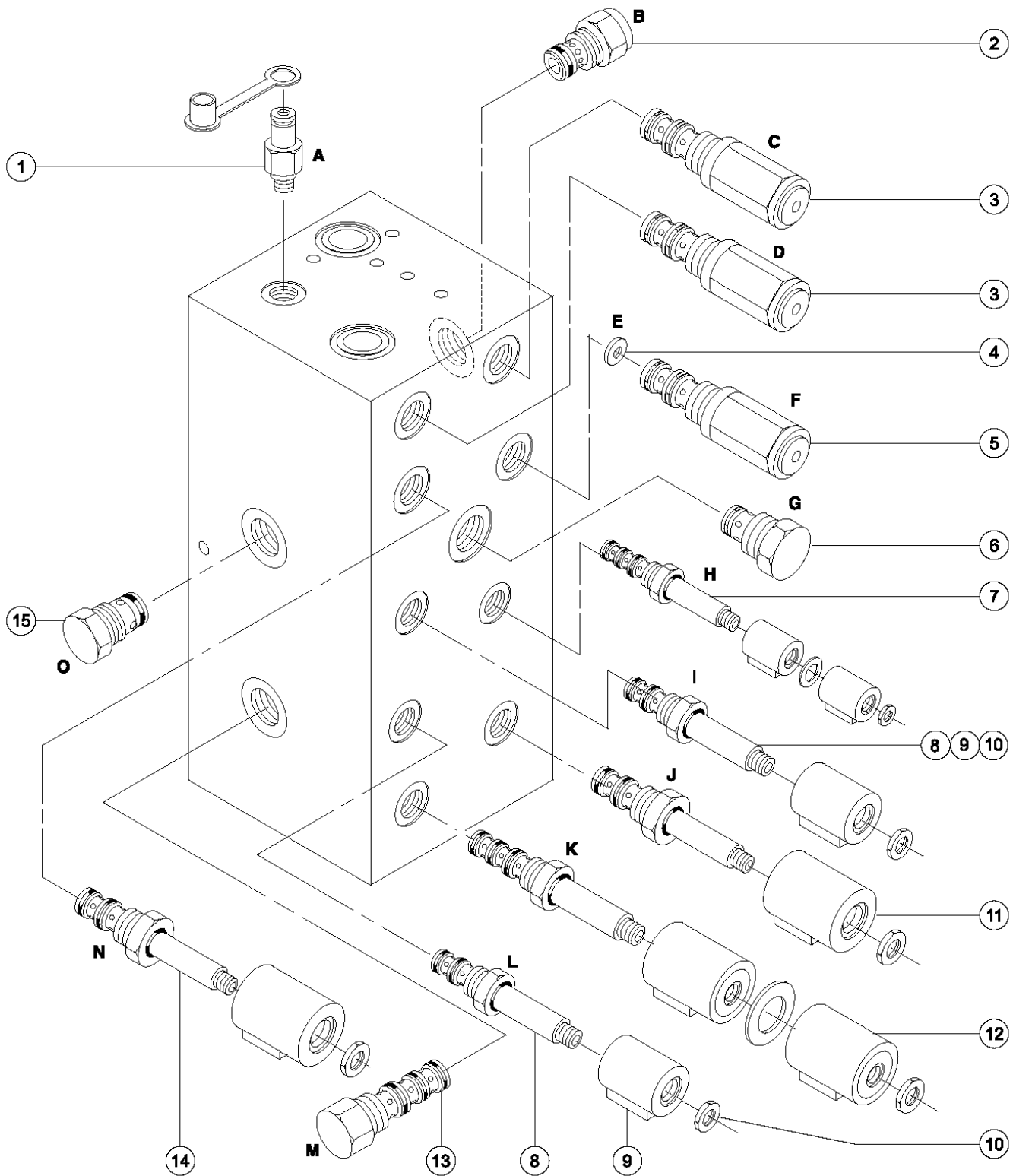


211.2 Function Manifold (from 36045)

Item	Part No.	Description	Qty.	Item	Part No.	Description	Qty.
A		Diagnostic nipple <i>Testing</i>		6	58998	VALVE-RELIEF,130 PSI.....1 <i>(9 bar)</i>	1
B		Flow regulator valve <i>Steer circuit</i>		--	44227	SEAL KIT, VALVE.....1	1
C		Orifice <i>Platform up</i>		7	44168	VALVE,SOLENOID,3POS 4WAY....1	1
D		Relief valve <i>System relief</i>		--	44229	SEAL KIT, VALVE.....1	1
E		Relief valve <i>Steering relief</i>		8	52594	COIL,20V DS W/DIODE.....3	3
F		Solenoid valve <i>Brake relief</i>		9	44236	SPACER-DUAL COIL,#8***.....1	1
G		Solenoid valve <i>Steer left/right</i>		10	44174	NUT-COIL SHORT.....2	2
H		Solenoid valve <i>Drive speed</i>		11	44171	VALVE-SOLENOID,2POS 4WAY**.....1	1
I		Solenoid valve <i>Forward/reverse</i>		--	44230	SEAL KIT-P.N.44169,44172,44171.....1	1
J		Flow regulator valve <i>Brake circuit</i>		12	52595	COIL,20V DS W/DIODE,#10 SCISR.....4	4
K		Check Valve <i>Platform up</i>		13	44175	SPACER-DUAL COIL,#10, SCISSORS.....1	1
L		Check Valve <i>Steer circuit</i>		14	105457	KIT,DYN BRAKING VALVE,MINI....1	1
--		<i>(Use this list to identify the function of the components illustrated in the drawing)</i>		--	44230	SEAL KIT-P.N.44169,44172,44171.....1	1
--	66772	STD MANIFOLD MAIN,GS32/46 <i>(complete) (does not include item 1)</i>		15	44170	VALVE-SOLENOID N.O.(SCISSORS).....1	1
1	48997	NIPPLE,DIAGNOSTIC,#4 PORT***.....1	1	--	44228	SEAL KIT, VALVE.....1	1
--	20224	DIAGNOSTIC FEMALE Q-DSCNT.....1	1	16	44169	VALVE-SOLENOID, 2POS 4 WAY.....1	1
--	48880	CAP,DIAGNOSTIC NIPPLE.....1	1	--	44230	SEAL KIT-P.N.44169,44172,44171.....1	1
2	62082	VALVE-FLOW REGULATOR 0.75 GPM.....1 <i>(2.8 L/min)</i>	1	17	46216	VALVE,CHECK,IWP-S/CWP PWR ASSI.....1 <i>(0.3 bar)</i>	1
--	44225	SEAL KIT, VALVE.....1	1	--	44227	SEAL KIT, VALVE.....1	1
3	65962	VALVE-RELIEF, 3700 PSI #8**.....2 <i>(255 bar)</i>	2				
--	44226	SEAL KIT-FOR P.N.44167.....2	2				
4	46288	ORIFICE DISC,.040".....1 <i>(1 mm)</i>	1				
5	65184	VALVE-RELIEF,1500 PSI, RV2.....1 <i>(103.4 bar)</i>	1				
--	44227	SEAL KIT, VALVE.....1	1				



211.3 Function Manifold - Models with Traction Control

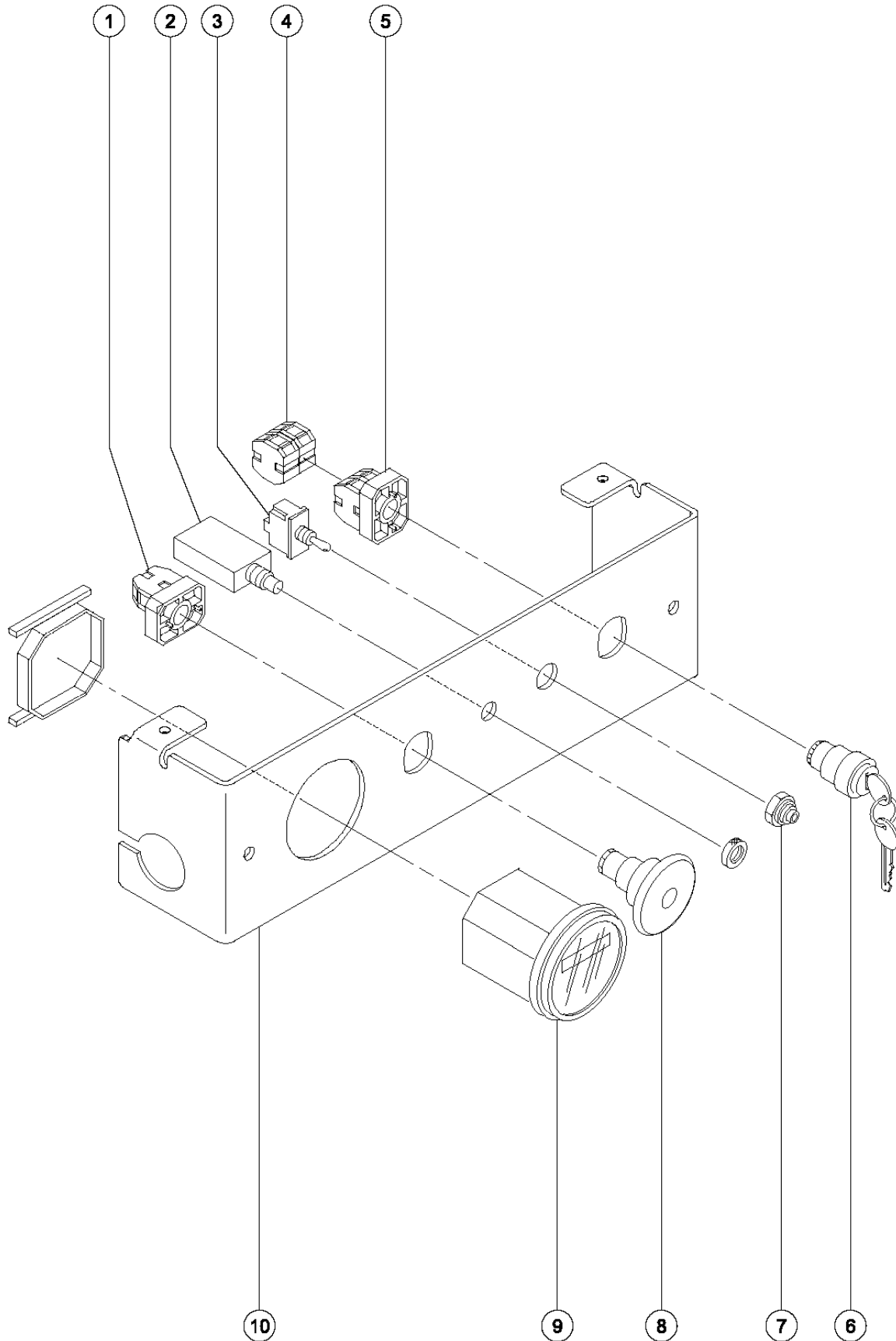


211.3 Function Manifold - Models with Traction Control

Item	Part No.	Description	Qty.	Item	Part No.	Description	Qty.
A		Diagnostic nipple <i>Testing</i>		4	46288	ORIFICE DISC,.040".....1 (1 mm)	
B		Flow regulator valve <i>Steer circuit</i>		5	65184	VALVE-RELIEF,1500 PSI, RV2.....1 (103.4 bar)	
C		Orifice <i>Platform up</i>		--	44227	SEAL KIT, VALVE.....1	
D		Relief valve <i>System relief</i>		6	48659	VALVE,CHECK***.....1 (2 bar)	
E		Relief valve <i>Steer circuit</i>		--	44227	SEAL KIT, VALVE.....1	
F		Solenoid valve <i>Steer relief</i>		7	44168	VALVE,SOLENOID,3POS 4WAY.....1	
G		Solenoid valve <i>Brake circuit</i>		--	44229	SEAL KIT, VALVE.....1	
H		Solenoid valve <i>Steer left/right</i>		8	44170	VALVE-SOLENOID N.O.(SCISSORS).....1	
I		Relief valve <i>Brake circuit</i>		--	44228	SEAL KIT, VALVE.....1	
J		Solenoid valve <i>Drive speed</i>		9	52594	COIL,20V DS W/DIODE.....1	
K		Solenoid valve <i>Forward/reverse</i>		10	44174	NUT-COIL SHORT.....1	
L		Check Valve <i>High speed</i>		11	44171	VALVE-SOLENOID,2POS 4WAY**.....1	
M		Flow divider valve <i>Drive split limit</i>		--	44230	SEAL KIT-P.N.44169,44172,44171.....1	
N		Solenoid valve <i>Platform up</i>		12	105457	KIT,DYN BRAKING VALVE,MINI.....1	
O		Check Valve <i>Steer circuit</i>		--	44230	SEAL KIT-P.N.44169,44172,44171.....1	
--		<i>(use this list to identify the function of the components illustrated in the drawing)</i>		13	78112	VALVE,FLOW DIVIDER/COMBINER.....1	
--	66772	STD MANIFOLD MAIN,GS32/46		--	44227	SEAL KIT, VALVE.....1	
1	48997	NIPPLE,DIAGNOSTIC,#4 PORT***.....1		14	44169	VALVE-SOLENOID, 2POS 4 WAY.....1	
--	20224	DIAGNOSTIC FEMALE Q-DSCNT.....1		--	44230	SEAL KIT-P.N.44169,44172,44171.....1	
--	48880	CAP,DIAGNOSTIC NIPPLE.....1		15	46216	VALVE,CHECK,IWP-S/CWP PWR ASSI.....1 (0.7 bar)	
2	62082	VALVE-FLOW REGULATOR 0.75 GPM.....1 (2.8 L/min)		--	44228	SEAL KIT, VALVE.....1	
--	44225	SEAL KIT, VALVE.....1					
3	65962	VALVE-RELIEF, 3700 PSI #8**.....2 (255 bar)					
--	44226	SEAL KIT-FOR P.N.44167.....2					



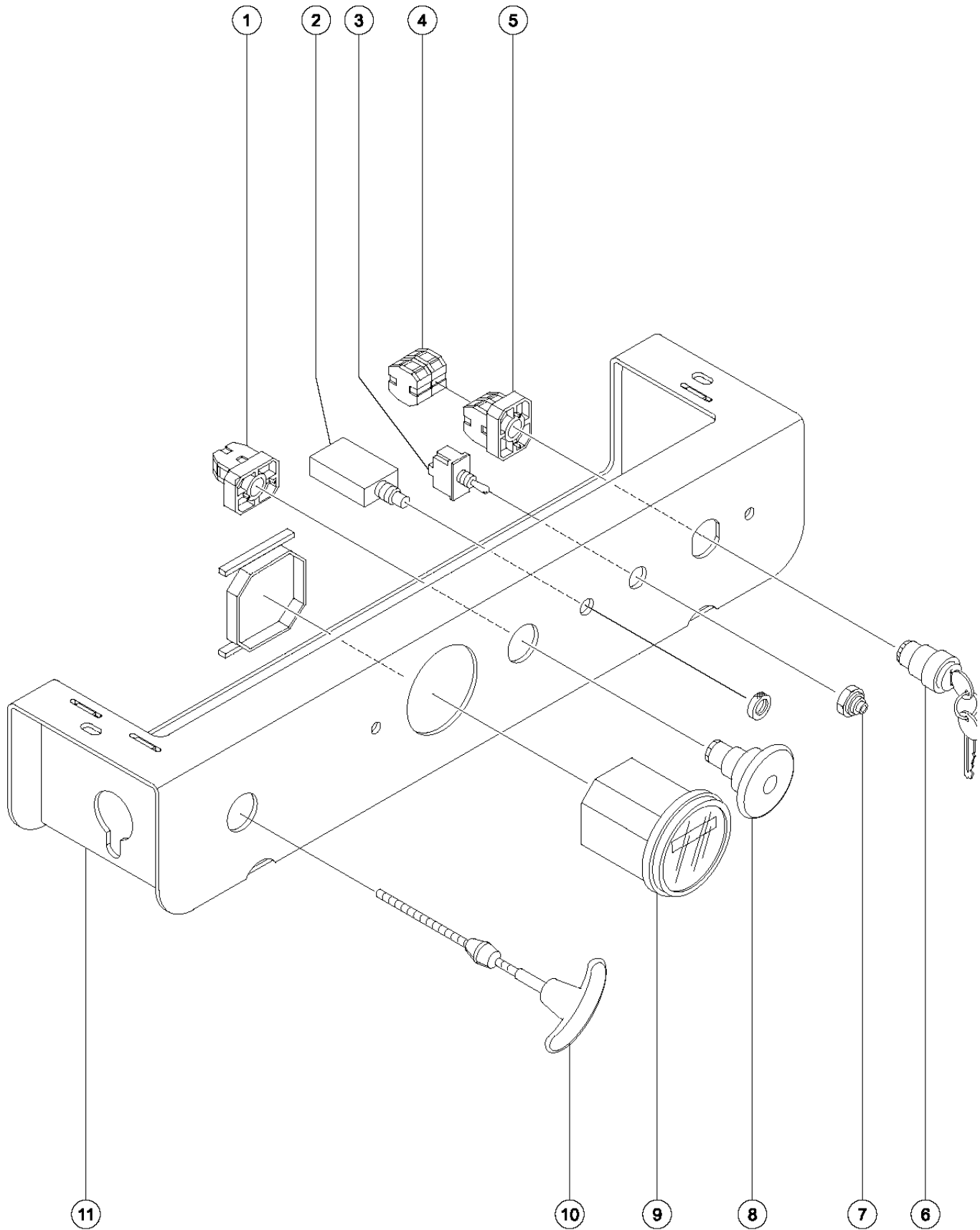
212.1 Ground Controls (to SN 28695)



212.1 Ground Controls (to SN 28695)

Item	Part No.	Description	Qty.
1		Ref. Base, Push Button.....1 <i>(refer to item 8)</i>	1
2	96452	CIRCUIT BREAKER,7.0 AMP***1 <i>(includes mounting fasteners)</i>	1
3	80220	SWITCH,TOGGLE,SPDT***1	1
4		Ref. Contact.....2 <i>(refer to item 6)</i>	2
5		Ref. Base, Push Button.....1 <i>(refer to item 6)</i>	1
6	96011	KIT, KEYSWITCH***1 <i>(this is an update kit; the original key switch is no longer available from the supplier. Please note, if this kit has already been installed on the unit, refer to the part numbers listed below)</i>	1
--	21982	KEY,SINGLE***	
--	37947	KEYS,10 PACK***	
--	83093	KEY SINGLE*** <i>(with rubber boot)</i>	
--	96008-S	KEYSWITCH,3 POS. W/KEYS***	
--	96009	WASHER,NITRILE	
--	96010	SCREW,PHILLIPS,PHM,8-32 X.25**	
7	27246	BOOT,TOGGLE SWITCH,SHORT*1	1
8	66761	SERVICE KIT,E-STOP1 <i>(this is an update kit; the original E-stop button is no longer available from the supplier. Please note, if this kit has already been installed on the unit, refer to the part numbers listed below)</i>	1
--	66812	BUTTON,PUSH,RED MUSHROOM HEAD	
--	66817	BASE WITH 1 NC CONTACT, E-STOP	
--	66818	CONTACT,NC	
9	56100	HOUR METER,LCD,9-60 VDC***1 <i>(to SN 21064) (includes mounting bracket)</i>	1
9A	19506	HOUR METER,10-80 VOLTS***1 <i>(from SN 21065 to 28696) (includes mounting bracket)</i>	1
10	65734	CONTROL PANEL-LOWER.....1	1

212.2 Ground Controls (from SN 28696)

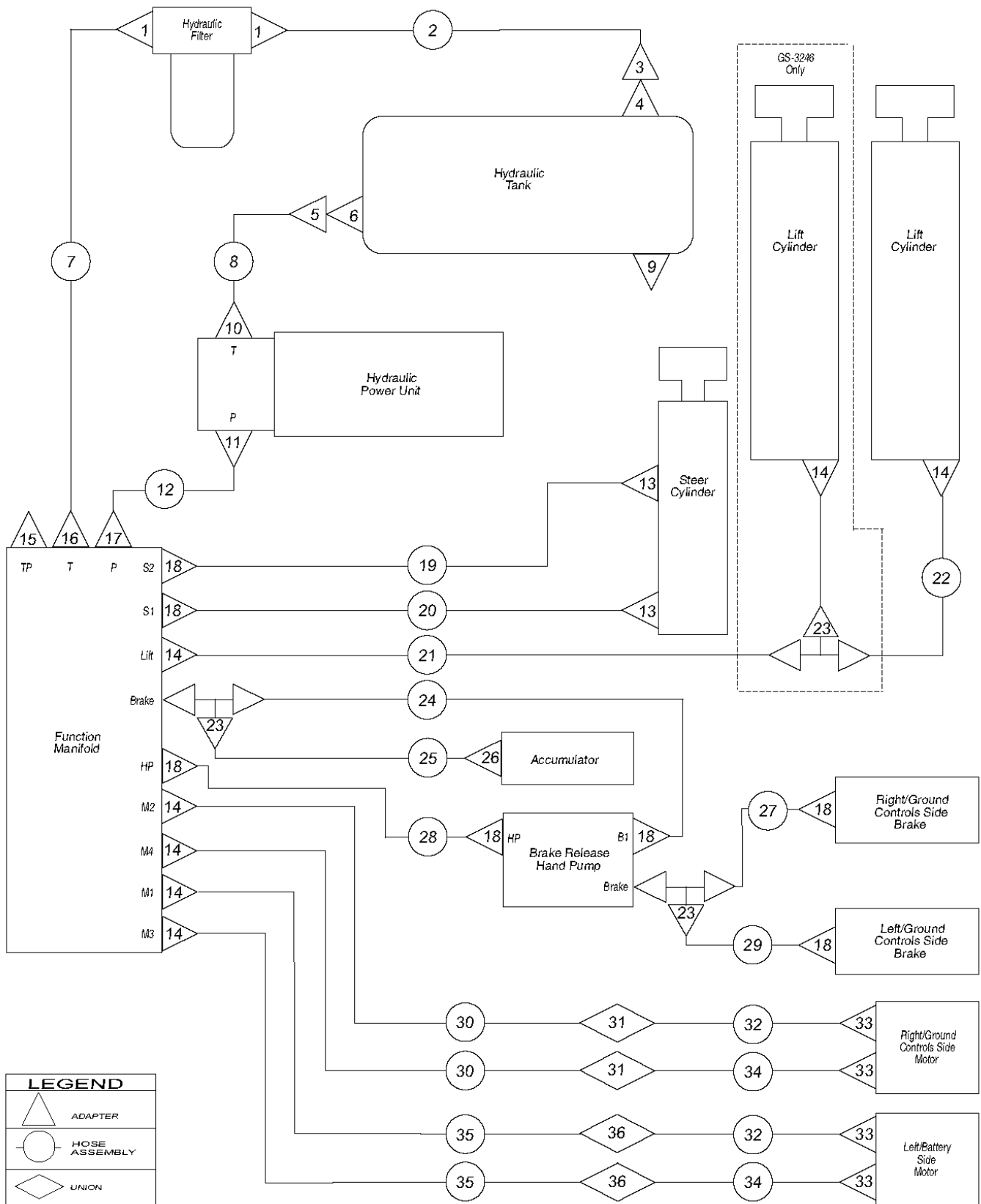


212.2 Ground Controls (from SN 28696)

Item	Part No.	Description	Qty.	Item	Part No.	Description	Qty.
1	66817	BASE WITH 1 NC CONTACT, E-STOP.....1 <i>(includes 1 each N.C. contact)</i>	1	--	83093	KEY SINGLE*** <i>(from SN 48719)</i>	1
--	68818	Contact - N.C.....1	1	--	96009	WASHER,NITRILE <i>(from SN 48719)</i>	1
2	96452	CIRCUIT BREAKER,7.0 AMP***.....1 <i>(includes mounting fasteners)</i>	1	--	96010	SCREW,PHILLIPS,PHM,8-32 X.25** <i>(from SN 48719)</i>	1
3	T114691	ASSY,SWITCH,TOGGLE,SPDT*****.1 <i>(direct replacement for 13037-S and 96418)</i>	1	--	96011	KIT, KEYSWITCH***.....1 <i>(from SN 48719) (includes base and contact)</i>	1
--	13826	TERMINAL,FEM.BUTT SEAM:16/14.....4 <i>(to update 13037-S)</i>	4	7	27246	BOOT,TOGGLE SWITCH,SHORT*.....1	1
4		Ref. Contact.....1 <i>(to SN 36366) (refer to item 6)</i>	1	8	66761	SERVICE KIT,E-STOP.....1 <i>(to SN 36366) (Complete)</i>	1
4A	66816	CONTACT,N.O.....2 <i>(from SN 36367)</i>	2	--	66812	BUTTON,PUSH,RED MUSHROOM HEAD <i>(to SN 36366)</i>	1
5		Ref. Base, Push button.....1 <i>(to SN 36366) (refer to item 6)</i>	1	--	66817	BASE WITH 1 NC CONTACT, E-STOP <i>(to SN 36366)</i>	1
5A	66814	BASE,WITH 2 N.O. CONTACTS***.....1 <i>(from SN 36367) (includes 2 each N.O. contacts)</i>	1	8A	66812	BUTTON,PUSH,RED MUSHROOM HEAD.....1 <i>(from SN 36367)</i>	1
6	96011	KIT, KEYSWITCH***.....1 <i>(to SN 36366) (this is an update kit; the original key switch is no longer available from the supplier. Please note, if this kit has already been installed on the unit, refer to the part numbers listed below) (includes 1 pair of keys)</i>	1	--	94506	BASE,W/3 NC CONTACTS <i>(from SN 36367)</i>	1
--	21982	KEY,SINGLE***		9	56100	HOUR METER,LCD,9-60 VDC***.....1 <i>(to SN 40625) (includes mounting bracket)</i>	1
--	37947	KEYS,10 PACK***		9A	19506	HOUR METER,10-80 VOLTS***.....1 <i>(from SN 40626) (includes mounting bracket)</i>	1
--	96008-S	KEYSWITCH,3 POS. W/KEYS*** <i>(to SN 36366)</i>		10		Ref. Cable - Manual Lowering.....1 <i>(refer to Figure 202.2)</i>	1
--	96009	WASHER,NITRILE <i>(to SN 36366)</i>		11	66459	CONTROL PANEL,LWR, GS46***1	1
--	96010	SCREW,PHILLIPS,PHM,8-32 X.25** <i>(to SN 36366)</i>					
6A	66811	KEYSWITCH,3POS.MNTND.DR WKEY**.....1 <i>(from SN 36367 to 48718) (includes the keyswitch and one set of keys, not included: base and contacts)</i>	1				
--	21982	KEY,SINGLE***					
--	37947	KEYS,10 PACK***					
6B	96008-S	KEYSWITCH,3 POS. W/KEYS*** <i>(from SN 48719) (includes 1 pair of keys)</i>					



213.1 Hydraulic Hoses and Fittings (to SN 36044)



213.1 Hydraulic Hoses and Fittings (to SN 36044)

Item	Part No.	Description	Qty.	Item	Part No.	Description	Qty.
--		<i>The hose lengths below reflect the length of the hose only. Refer to the 'Fittings Cross Reference' to match Genie part numbers to Parker part numbers.</i>		20	47633	HOSE ASSY,MNFLD TO STEER CYL.....1 (components: 78855, 78855, 39887 @ 51.62 inches)	1
1	39883	CONNECTOR,070102-8-8.....2	2	21	47641	HOSE ASSY,MNFLD TO LIFT CYL.....1 (components: 39890, 47223, 56776 @ 136.50 inches)	1
2	47442	HOSE ASSY,FILTER/TANK GS32&46.....1 (components: 55967 and 39888 @ 29 inches)	1	22	47012	FLARE TUBE ASSY,LIFT CYLINDER.....1	1
3		Ref. Clamp.....1 (refer to Figure 209.1)	1	23	39872	TEE,RUN,070428-4.....2	2
4		Ref. Fitting.....1 (refer to Figure 209.1)	1	24	78877	HOSE ASSY, MAN/HANDPUMP, 46.....1 (components: 78855, 78855, 78852 @ 95 inches)	1
5		Ref. Clamp.....1 (refer to Figure 209.1)	1	25	78864	HOSE ASSY, MAN/ACCUM, MINI....1 (components: 78855, 78855, 78852 @ 20 inches)	1
6		Ref. Strainer.....1 (refer to Figure 209.1)	1	26	39879	CONNECTOR,070120-4-8.....1	1
7	47440	HOSE ASSY,MANIFOLD/FILTER....1 (components: 49213, 49213, 39888 @ 5.10 inches)	1	27	78879	HOSE ASSY, HANDPUMP/R BRAKE,46.....1 (components: 78855, 78855, 78852 @ 18.12 inches)	1
8	47636	HOSE ASSY,HYD.TANK/PUMP....1 (components: 39895, 39895, 39889 @ 6 inches)	1	28	47643	HOSE ASSY,MANIFOLD/HANDPUMP.....1 (components: 78855, 78855, 39887 @ 100 inches)	1
9	39227	PLUG,HEX HEAD-8 PLASTIC.....1	1	29	78878	HOSE ASSY, HANDPUMP/L BRAKE,46.....1 (components: 78855, 78855, 78852 @ 25.87 inches)	1
10	47670	ELBOW,90DEG.....1	1	30	47638	HOSE ASSY,MANIFOLD/BULKHEAD.....2 (components: 39890, 39890, 56776 @ 30 inches)	2
11	39876	ELBOW,070220-6-8.....1	1	31	39871	ELBOW,070701-6.....2	2
12	47441	HOSE ASSY,PUMP TO MANIFOLD.....1 (components: 39890, 39890, 56776 @ 27 inches)	1	32	47631	HOSE ASSY,BULKHEAD/DRIVE MOTOR.....2 (components: 39890, 39892, 56776 @ 29.25 inches)	2
13	39875	ELBOW,070220-4-6.....2	2	--	66765-3000	WIRE LOOM,SPIRAL,1-5/8 ID 30"....2	2
14	39878	CONNECTOR,070120-6-6.....6	6	33	39880	CONNECTOR,070120-6-10.....4	4
15	48997	NIPPLE,DIAGNOSTIC,#4 PORT***.....1	1	34	47630	HOSE ASSY,BULKHEAD/DRIVE MOTOR.....2 (components: 39890, 39891, 56776 @ 27.25 inches)	2
--	20224	DIAGNOSTIC FEMALE Q-DSCNT.....1	1				
--	48880	CAP,DIAGNOSTIC NIPPLE.....1	1				
16	39874	ELBOW,070220-8-6.....1	1				
17	39873	ELBOW,070220-6-6.....1	1				
18	39877	CONNECTOR,070120-4-4.....7	7				
19	78876	HOSE ASSY, MAN/STEER CYL, 46.....1 (components: 78855, 78855, 78852 @ 51.62 inches)	1				

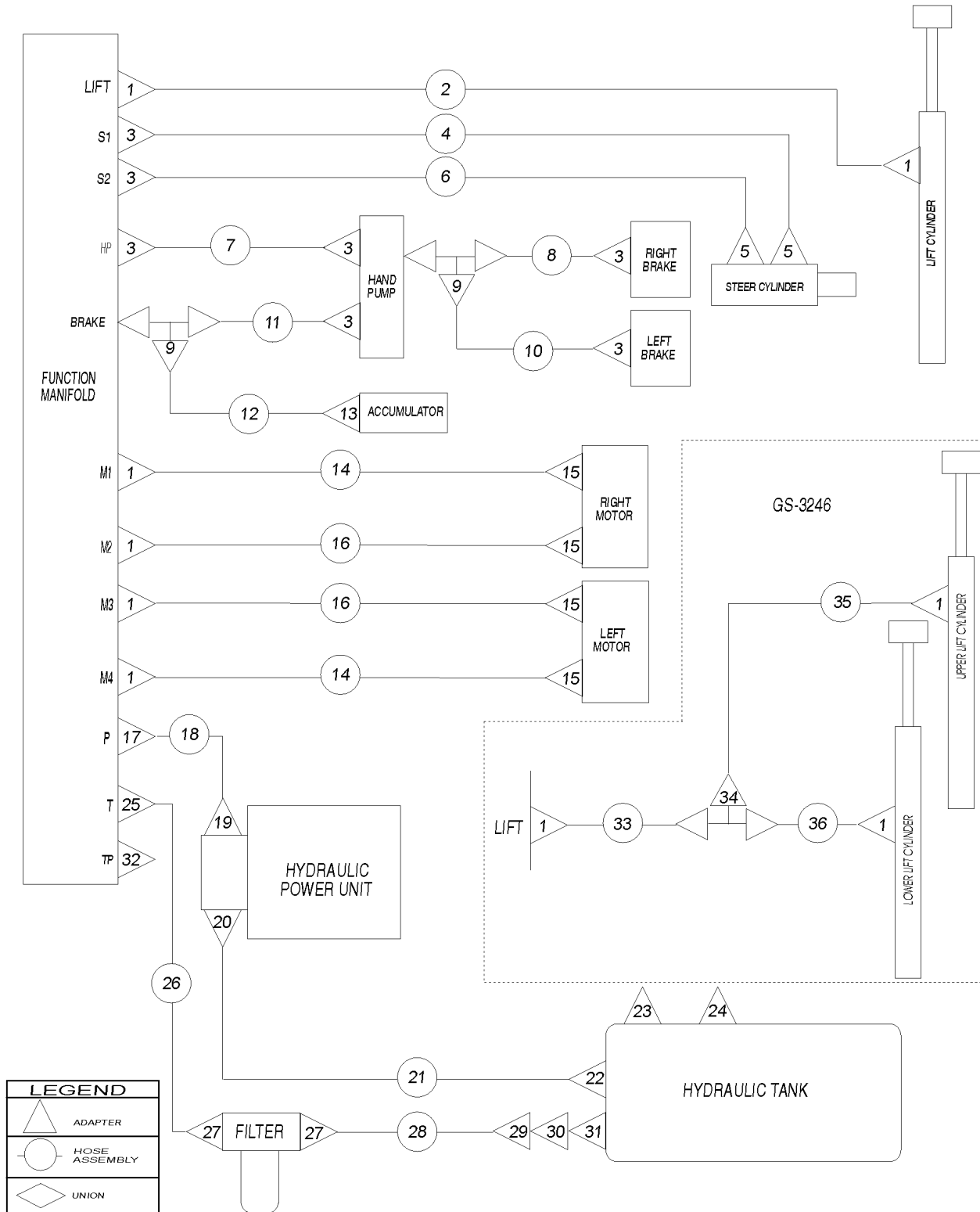
213.1 Hydraulic Hoses and Fittings (to SN 36044)
 (continued)

Item	Part No.	Description	Qty.
35	47639	HOSE ASSY,MANIFOLD/BULKHEAD.....2 <i>(components: 39890, 39891, 56776 @ 30.25 inches)</i>	
36	39870	BULKHEAD,UNION,070601-6.....2	

213.1 Hydraulic Hoses and Fittings (to SN 36044)
(continued)

This Page Intentionally Left Blank

213.2 Hydraulic Hoses and Fittings (from 36045)



213.2 Hydraulic Hoses and Fittings (from 36045)

Item	Part No.	Description	Qty.	Item	Part No.	Description	Qty.
--		<i>The hose lengths below reflect the length of the hose only. Refer to the 'Fittings Cross Reference' to match Genie part numbers to Parker part numbers.</i>		10	78878	HOSE ASSY, HANDPUMP/L BRAKE,46.....1 <i>Hose End - Female JIC Swivel (Parker No. 10657-4-2), Hose End - Female JIC Swivel (Parker No. 10657-4-2) and Hose, 1/8" Thermoplastic Medium Pressure (Parker No. 540N-2) @ 23.87 inches (60.6 cm)</i>	1
1	39878	CONNECTOR,070120-6-6.....9		11	47643	HOSE ASSY,MANIFOLD/HANDPUMP.....1 <i>Hose End - Female JIC Swivel (Parker No. 10657-4-2), Hose End - Female JIC Swivel (Parker No. 10657-4-2) and Hose, 1/8" Thermoplastic Medium Pressure (Parker No. 540N-2) @ 20 inches</i>	1
2	66165	HOSE ASSY, MAN TO LIFT, GS46.....1 <i>(components: 39890, 39890, 56776 @ 173 inches)</i>	1	12	78864	HOSE ASSY, MAN/ACCUM, MINI....1 <i>(components: 78855, 78855, 78852 @ 20 inches)</i>	1
3	39877	CONNECTOR,070120-4-4.....7	7	13	39879	CONNECTOR,070120-4-8.....1	1
4	47633	HOSE ASSY,MNFLD TO STEER CYL.....1 <i>Hose End - Female JIC Swivel (Parker No. 10657-4-2), Hose End - Female JIC Swivel (Parker No. 10657-4-2) and Hose, 1/8" Thermoplastic Medium Pressure (Parker No. 540N-2) @ 51.62 inches (1.311m)</i>	1	14	105801	HOSE ASSY,DRIVE MOTORS,GS46.....2 <i>(components: 39890, 39890, 56776 @ 60 inches)</i>	2
5	39875	ELBOW,070220-4-6.....2	2	--	66765-3000	WIRE LOOM, SPIRAL, 1-5/8 ID 30" ...2	2
6	78876	HOSE ASSY, MAN/STEER CYL, 46.....1 <i>Hose End - Female JIC Swivel (Parker No. 10657-4-2), Hose End - Female JIC Swivel (Parker No. 10657-4-2) and Hose, 1/8" Thermoplastic Medium Pressure (Parker No. 540N-2) @ 48.62 inches (1.235 m)</i>	1	15	39880	CONNECTOR,070120-6-10.....4	4
7	47643	HOSE ASSY,MANIFOLD/HANDPUMP.....1 <i>Hose End - Female JIC Swivel (Parker No. 10657-4-2), Hose End - Female JIC Swivel (Parker No. 10657-4-2) and Hose, 1/8" Thermoplastic Medium Pressure (Parker No. 540N-2) @ 100 inches (2.54 m) @ 95 inches (2.413 m)</i>	1	16	105580	HOSE ASSY,DRIVE MOTORS,GS46.....2 <i>(components: 39890, 39890, 56776 @ 64 inches)</i>	2
8	78879	HOSE ASSY, HANDPUMP/R BRAKE,46.....1 <i>Hose End - Female JIC Swivel (Parker No. 10657-4-2), Hose End - Female JIC Swivel (Parker No. 10657-4-2) and Hose, 1/8" Thermoplastic Medium Pressure (Parker No. 540N-2) @ 18.12 inches (46 cm)</i>	1	17	39873	ELBOW,070220-6-6.....1	1
9	39872	TEE,RUN,070428-4.....2	2	18	47441	HOSE ASSY,PUMP TO MANIFOLD.....1 <i>Hose End - Female JIC Swivel (Parker No. 10648-6-6), Hose End - Male, Rigid (Parker No. 10348-6-6) and Hose, 3/8" Hydraulic (Parker No. 471TC-6) @ 27 inches (68.6 cm)</i>	1
				19	39890	HOSE END,FEM.SWIV,JIC 6-6.....1	1
				20	55968	ELBOW,070220-10.....1	1
				21	66205	HOSE ASSY, HYD. TANK/PUMP....1 <i>Hose End - Barbed Swivel (Parker No. 30682-10-12) and Hose, 1/8" Thermoplastic Medium Pressure (Parker No. 540N-2) 12.5 inches (31.8 cm)</i>	1
				22		Ref. Strainer.....1	1
				23		Ref. Plug.....1	1
				24		Ref. Breather.....1	1



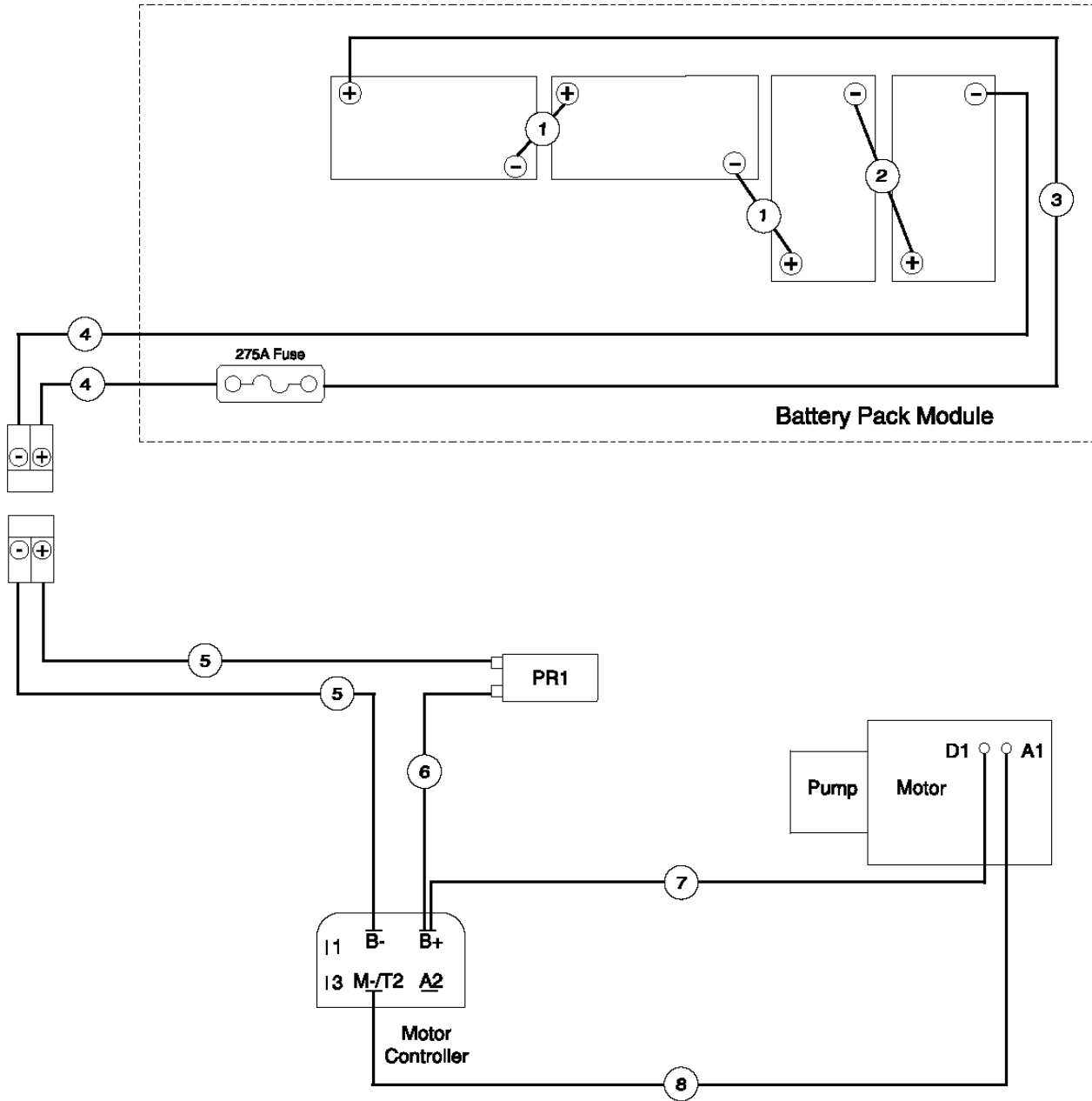
213.2 Hydraulic Hoses and Fittings (from 36045) (continued)

Item	Part No.	Description	Qty.
25	39874	ELBOW,070220-8-6.....	1
26	66945	HOSE ASSY,MNFLD. FILTER..... <i>Hose End - Barbed Swivel (Parker No. 30682-8-8), Hose End - Barbed Swivel (Parker No. 30682-8-8) and Hose, 1/2" Push-On (Parker No. 801-8) @ 5.1 inches (13 cm)</i>	1
27	55967	HOSE END,BARBED SWIVEL,8,MALE.....	1
28	55837	HOSE ASSY, FILTER/TANK GS32/46..... <i>Hose End - Barbed Swivel (Parker No. 30682-8-8), Hose End - Barbed Swivel (Parker No. 30682-8-8) and Hose, 1/2" Push-On (Parker No. 801-8) @ 28 inches (71.1 cm)</i>	1
29		Ref. Fitting(refer to Figure 2-I.1).....	1
30	39223	BULKHEAD FITTING,PLASTIC X 8**	1
31	39226	NIPPLE,PLASTIC .5 NPT X 6".....	4
32	48997	NIPPLE,DIAGNOSTIC,#4 PORT***	1
--	20224	DIAGNOSTIC FEMALE Q-DSCNT	1
--	48880	CAP,DIAGNOSTIC NIPPLE.....	1
33	51625	HOSE ASSY,LIFT/MAN TO TEE FIT	1
		<i>Hose End - Female JIC Swivel (Parker No.10648-6-6), Hose End - Male, Rigid (Parker No. 10348-6-6) and Hose, 3/8" Hydraulic (Parker No. 471TC-6) @ 108.62 inches (275.9 cm)</i>	
34	66392	TEE,RUN,070428-6.....	1
35	66283	HOSE ASSY, TEE TO 1ST CYLIN.....	1
		<i>Hose End - Female JIC Swivel (Parker No.10648-6-6), Hose End - Female JIC Swivel (Parker No.10648-6-6) and Hose, 3/8" Hydraulic (Parker No. 471TC-6) @ 64 inches (1.625 m)</i>	
36	66284	HOSE ASSY, TEE TO 2ND CYLIN.....	1
		<i>Hose End - Female JIC Swivel (Parker No.10648-6-6), Hose End - Female JIC Swivel (Parker No.10648-6-6) and Hose, 3/8" Hydraulic (Parker No. 471TC-6) @ 228 inches (5.791 m)</i>	

213.2 Hydraulic Hoses and Fittings (from 36045)
(continued)

This Page Intentionally Left Blank

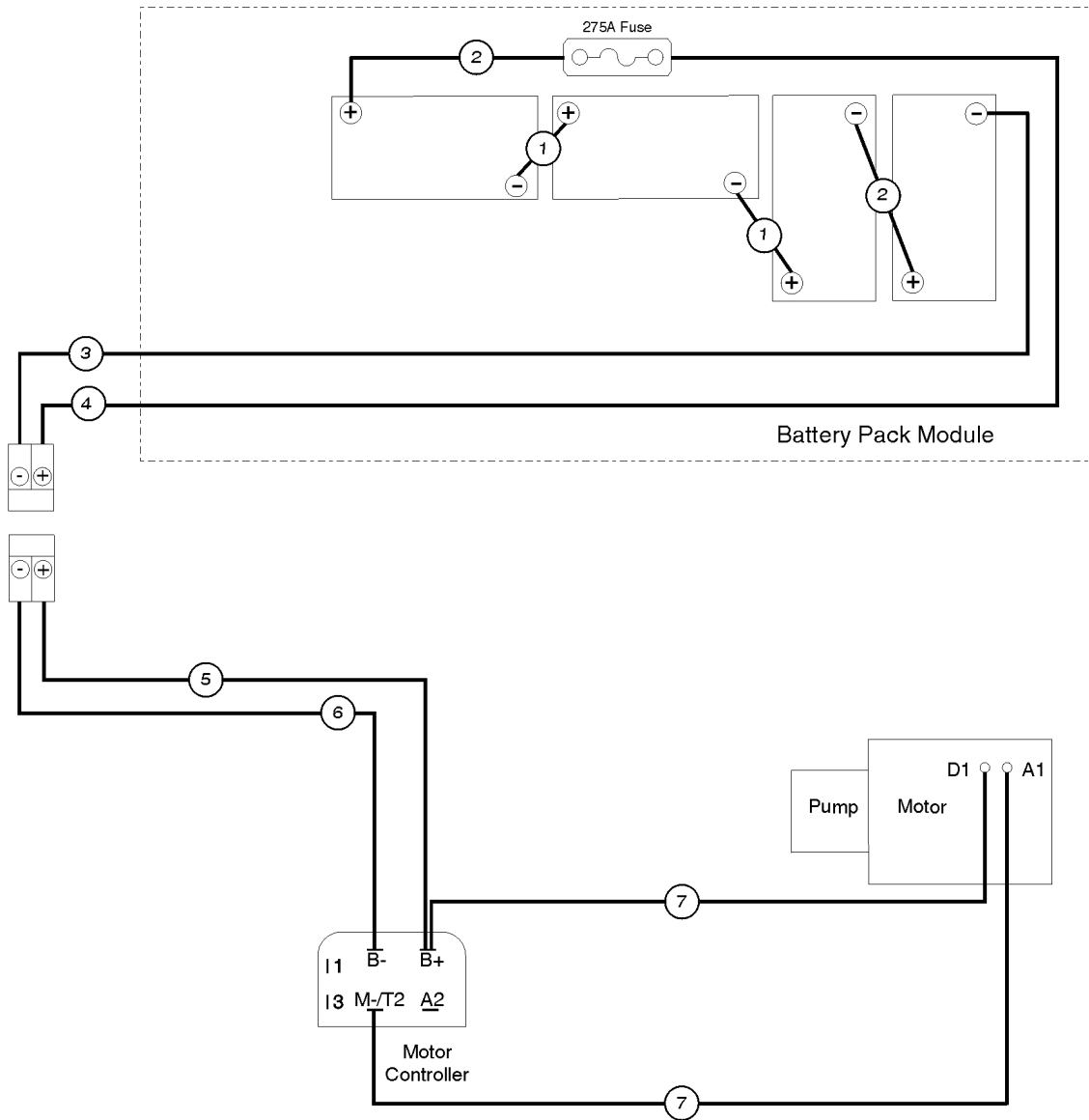
214.1 Power Cables - Drive Chassis (to SN 6899)



214.1 Power Cables - Drive Chassis (to SN 6899)

Item	Part No.	Description	Qty.
--	105907	HARNESS,GS20/2646 <i>from SN 1 to 6899; chassis wire harness</i>	
--	105911	E-DOWN HARNESS <i>from SN 1 to 6899; e-down wire harness, GS-2046</i>	
--	105912	E-DOWN HARNESS <i>from SN 1 to 6899; e-down wire harness, GS-2646</i>	
--	105914	E-DOWN HARNESS <i>from SN 1 to 6899; e-down wire harness, GS-3246</i>	
--		Ref. Fuse, 275A <i>(refer to Figure 205.1)</i>	
1	44244	BATTERY CABLE ASSY,3.5" RED.....	2
2	46225	CABLE ASSEMBLY,9" RED.....	1
3	40552	CABLE ASSEMBLY,13"(SCISSORS).....	1
4	48664	BATT CABLE ASSY-BATT.MOD, 2646.....	1
--	19436	CONNECTOR,ANDERSON SB 175***.....	1
5	48665	BATT CABLE ASSY.CHASSIS-2646.....	1
--	66397	QUICK DISCONNECT CASING,BATT**.....	1
6	49904	CABLE ASSEMBLY,13" RED.....	1
7	49903	CABLE ASSEMBLY,11"(SCISSORS).....	1
8	49906	CABLE ASSEMBLY,13" BLACK.....	1

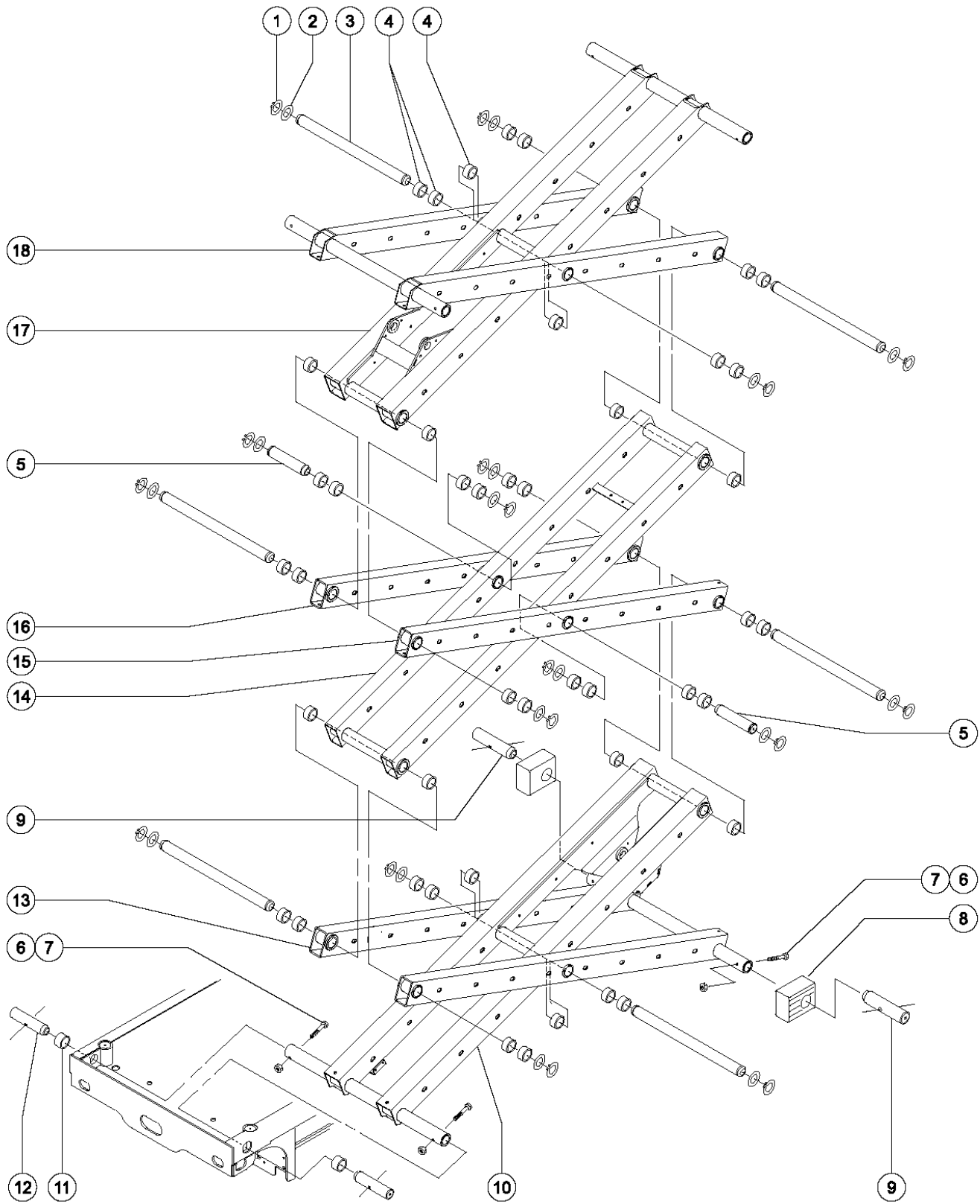
214.2 Power Cables - Drive Chassis (from SN 6900)



214.2 Power Cables - Drive Chassis (from SN 6900)

Item	Part No.	Description	Qty.
--	105907	HARNESS,GS20/2646 <i>from SN 6900 to 12084; chassis wire harness</i>	
--	144421	HARNESS, GS46 <i>from SN 12085 to 17407; chassis wire harness</i>	
--	105908	HARNESS,GS46 <i>from SN 17408 to 25110; chassis wire harness</i>	
--	105909	HARNESS,GS32/46 <i>from SN 25111 to 48717; chassis wire harness</i>	
--	105910	HARNESS,GS32/46 <i>from SN 48718 to 59999; chassis wire harness</i>	
--	105911	E-DOWN HARNESS <i>from SN 6900 to 59999; e-down wire harness, GS-2046</i>	
--	105912	E-DOWN HARNESS <i>from SN 6900 to 59999; e-down wire harness, GS-2646</i>	
--	105914	E-DOWN HARNESS <i>from SN 6900 to 59999; e-down wire harness, GS-3246</i>	
--		Ref. Fuse, 275A <i>(refer to Figure 205.1 or 205.2)</i>	
1	78716	BATTERY CABLE ASSY,RED.....	2
2	49904	CABLE ASSEMBLY,13" RED.....	2
3	66961	BATTERY CABLE ASSY 75" BLK QD.....	1
4	66960	BATTERY CABLE ASSY 25" RED QD.....	1
--	19436	CONNECTOR,ANDERSON SB 175***	1
5	66962	BATTERY CABLE ASSY 153" RED QD.....	1
--	66397	QUICK DISCONNECT CASING,BATT**	1
6	66963	BATTERY CABLE ASSY 156" BLK QD.....	1
7	49906	CABLE ASSEMBLY,13" BLACK.....	2

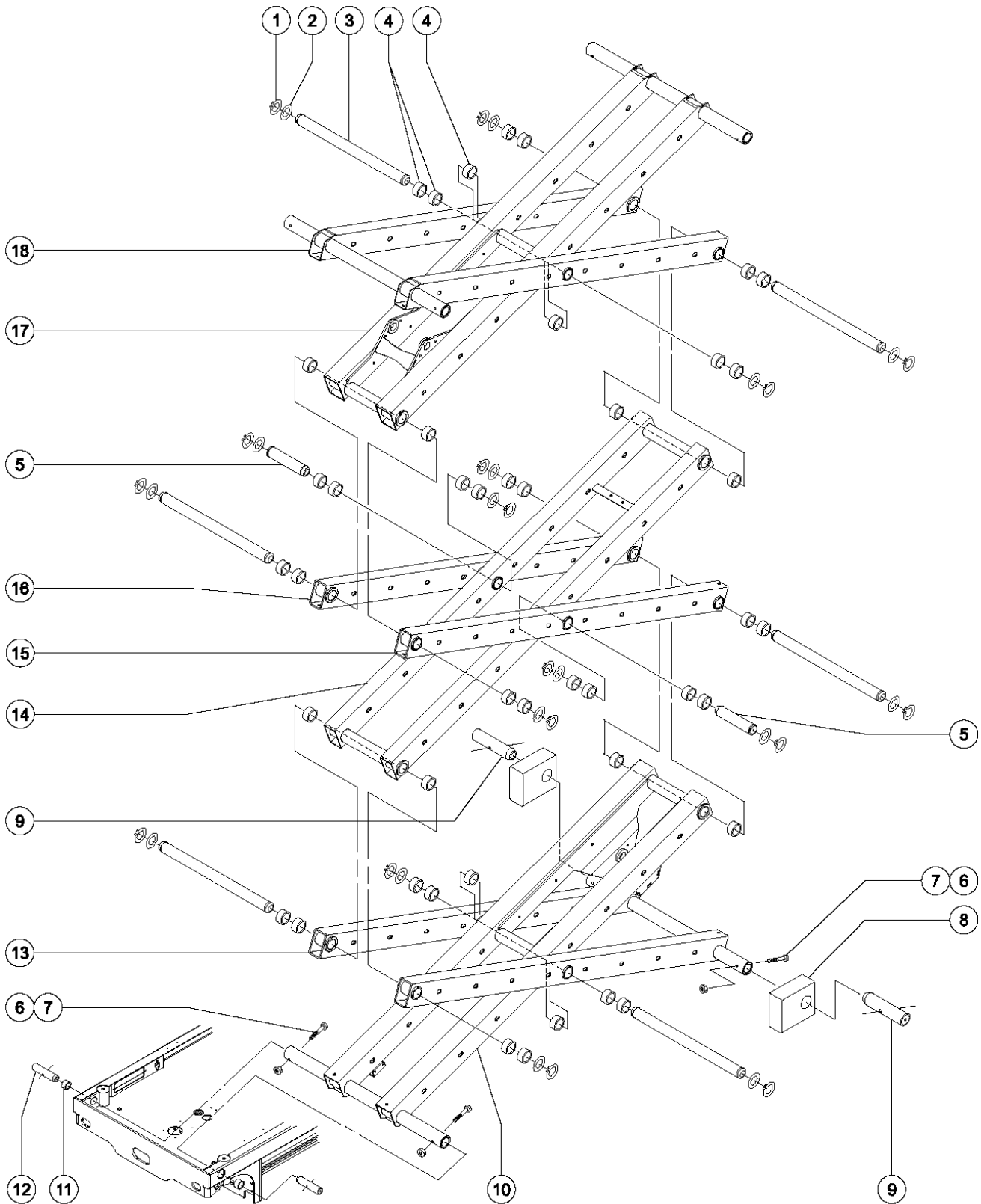
301.1 Scissor Assembly, GS-2046, View 1 (to SN 23567)



301.1 Scissor Assembly, GS-2046, View 1 (to SN 23567)

Item	Part No.	Description	Qty.
1	18384	SNAP RING,EXTERNAL,1.75 DIA.....16 (4.44 cm)	
2	39127	WASHER,SCIS ARM,1.79X2.25X.120.....16	
3	47301	PIN,1.75DIA X 26.71LG,2RING.....6 (68.28 x 4.445 cm)	
4	51144	BEARING,1.75ID X 2.00OD X 1.25L..44 (4.45 x 5.08 x 3.18 cm)	
5	47302	PIN,1.75DIA X 8.51LG,2RING.....2 (22.07 x 4.445 cm)	
6	14033	SCREW,HHC,3/8-16 X 2.75.....4	
7	4828	NUT,NYLOCK,3/8-16.....4	
8	47510	SLIDER,BASE CHASSIS,46.....2	
9	39095	PIN,1.75DIA X 7.35LG,CHAMFER....2 (18.77 x 4.445 cm)	
10	48344	ARM-#1 INNER W/DECALS GS2646.....1 (includes 4 each item 4)	
11	51763	BEARING,FL,1.75ID X 2.25OD X .85L.2 (4.45 x 5.08 x 6.35 cm)	
12	47102	PIN,1.75DIA X 7.94LG, 1HOLE.....2 (20.17 x 4.445 cm)	
13	48345	ARM-#1 OUTER W/BEARINGS GS2646.....1 (includes 8 each item 4)	
14	48346	ARM-#2 INNER W/BEARINGS,GS2646.....1 (includes 8 each item 4)	
15	48349	ARM-#3 OUTER W/BEARING GS2646.....1 (battery pack side) (includes 6 each item 4)	
16	48347	ARM-#2 OUTER W/BEARINGS GS2646.....1 (ground controls side) (includes 6 each item 4)	
17	52266	ARM-#3 INNER (GS-2046).....1 (includes 4 each item 4)	
18	52268	ARM-#3 OUTER (GS-2046).....1 (includes 8 each item 4)	

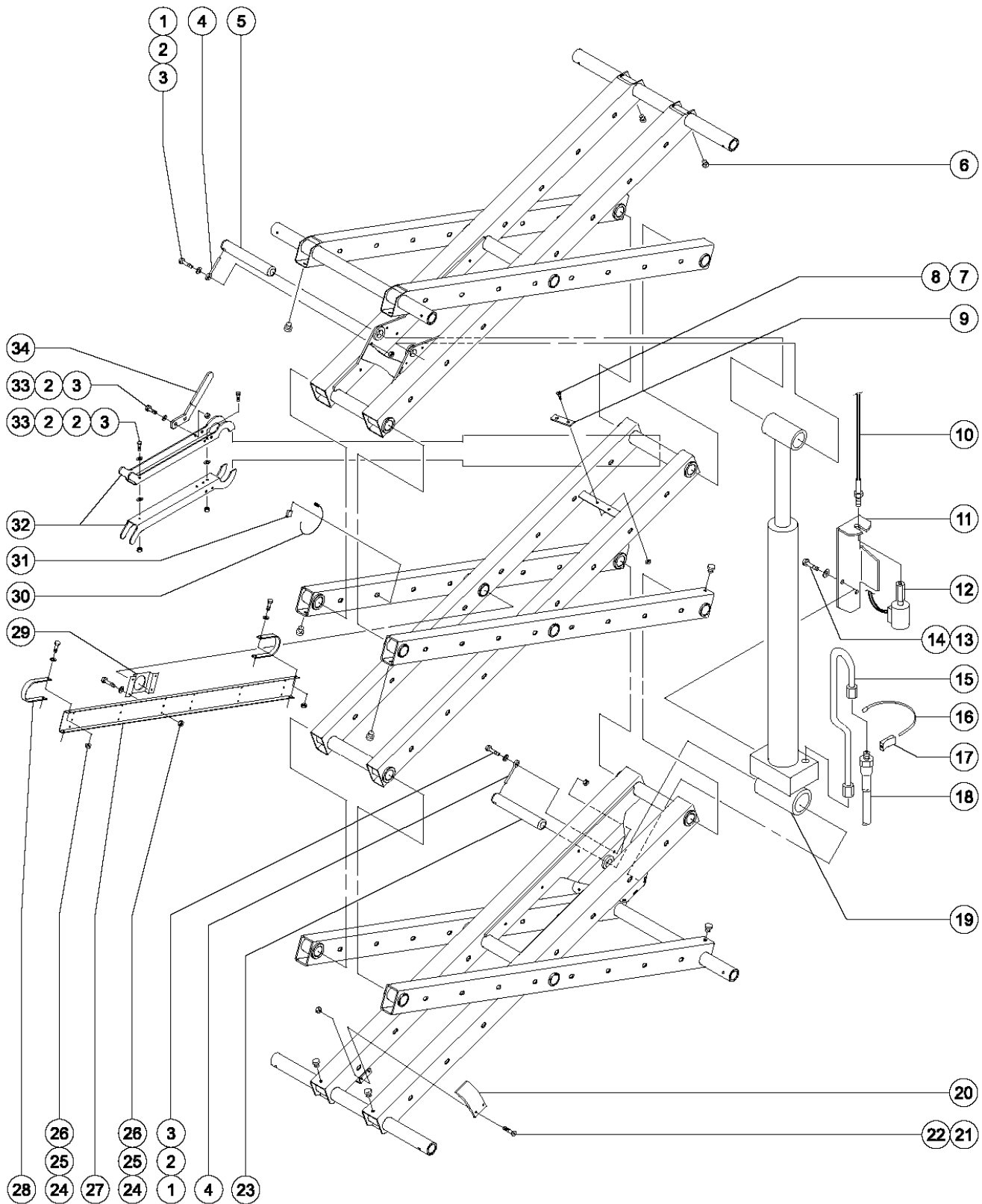
301.2 Scissor Assembly, GS-2046, View 1 (from SN 23568)



301.2 Scissor Assembly, GS-2046, View 1 (from SN 23568)

Item	Part No.	Description	Qty.
1	18384	SNAP RING,EXTERNAL,1.75 DIA.....	16
2	39127	WASHER,SCIS ARM,1.79X2.25X.120.....	16
3	47301	PIN,1.75DIA X 26.71LG,2RING..... (68.28 x 4.445 cm)	6
4	51144	BEARING,1.75IDX2.00ODX1.25L..44 (4.45 x 5.08 x 3.18 cm)	.44
5	47302	PIN,1.75DIA X 8.51LG,2RING..... (22.07 x 4.445 cm)	2
6	14033	SCREW,HHC,3/8-16 X 2.75.....	4
7	4828	NUT,NYLOCK,3/8-16.....	4
8	47510	SLIDER,BASE CHASSIS,46.....	2
9	39095	PIN,1.75DIA X 7.35LG,CHAMFER..... (4.4 x 19 cm)	2
10	52267	ARM-#1 INNER W/DECALS, GS2046..... (includes 4 each item 4)	1
11	51763	BEARING,FL,1.75IDX2.25ODX.85L.2 (4.45 x 5.08 x 6.35 cm)	.2
12	47102	PIN,1.75DIA.X7.94LG, 1HOLE..... (20.17 x 4.445 cm)	2
13	48345	ARM-#1 OUTER W/BEARINGS GS2646..... (includes 8 each item 4)	1
14	48346	ARM-#2 INNER W/BEARINGS,GS2646..... (includes 8 each item 4)	1
15	48349	ARM-#3 OUTER W/BEARING GS2646..... (battery pack side) (includes 6 each item 4)	1
16	48347	ARM-#2 OUTER W/BEARINGS GS2646..... (ground controls side) (includes 6 each item 4)	1
17	52326	ARM-#5 INNER W/BEARINGS,GS3246..... (includes 4 each item 4)	1
18	48351	ARM-#4 OUTER W/BEARING GS2646..... (includes 8 each item 4)	1

302.1 Scissor Assembly, GS-2046, View 2 (to SN 23567)

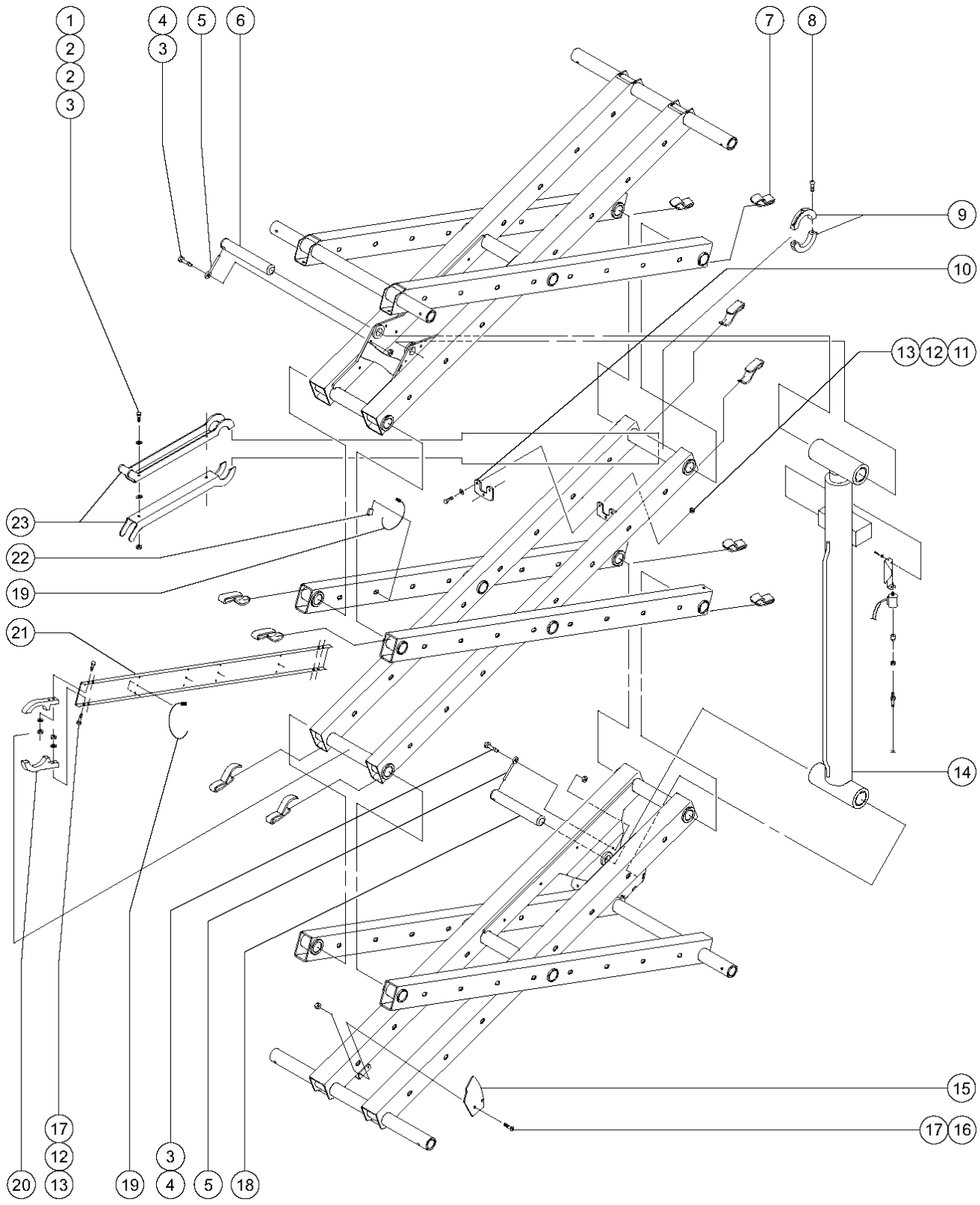


302.1 Scissor Assembly, GS-2046, View 2 (to SN 23567)

Item	Part No.	Description	Qty.	Item	Part No.	Description	Qty.
1	8516	SCREW,HHC,3/8-16 X 1.50,GR5.....	2	25	6638	WASHER,FLAT,USS,1/4"Y.....	12
2	6097	WASHER,FLAT,USS,3/8",Y.....	8	26	8914	SCREW,HHC,1/4-20 X .625.....	12
3	4828	NUT,NYLOCK,3/8-16.....	8	27	78686	FORMING,CABLE BRIDGE,MAIN***.....	1
4	45226	ROD END,.375 X 3.69.....	2	28	55351	CLAMP,CABLEBRIDGE,HALF.....	4
5	47955	PIN,1.50DIAX10.45LG,1HOLE.....	1			<i>(older strap shown)</i>	
6	47502	BUMPER,1.25 INCH O.D.,SCISSORS.....	12	29	47625	BRACKET CABLE BRIDGE.....	1
7	16439	SCREW,FHS,3/8-16 X 1.....	2	30	21121	CABLE TIE,4" BLK,HEAT RESISTNT.....	20
8	7713	NUT,LP NYLOCK,3/8-16.....	2			<i>(quantities vary)</i>	
9	51424	PAD,BUMPER SUPPORT.....	1	31	39560	CLIP,CABLE TIE MOUNT.....	20
10		Ref. Cable - Manual Platform Lowering.....	1			<i>(quantities vary)</i>	
		<i>(Includes mounting fasteners) (refer to Figure 202.1 or 202.2)</i>		32	58000	SAFETY CHOCK,SCISSOR.....	1
11	41557-S	CABLE BRACKET,PAINTED.....	1	--	4828	NUT,NYLOCK,3/8-16.....	1
12	66465	VALVE,W/NC SOLENOID,MANUAL***.....	1	--	60790	BOLT,CARRIAGE,3/8-16 X1.50,G5.....	1
--	44973	NUT,COIL (39909).....	1	--	78901	FORMING,SAFETY ARM***.....	1
--	44979	SEAL KIT,39909,PLAT LWR VALVE*.....	1	33	6175	SCREW,HHC,3/8-16 X 1.....	4
--	84422	COIL-SOLENOID VALVE,20V DC***.....	1	34	52356	HANDLE ASSY,SEE58000-S/58001-S.....	1
		<i>(direct replacement for 44787)</i>		--	44733	HANDLE COVER,PLASTIC.....	1
13	7339	SCREW,HHC,1/4-20 X .5.....	2				
14	6356	WASHER,LOCK,.25.....	2				
15	47012	FLARE TUBE ASSY,LIFT CYLINDER.....	1				
16	28443	CABLE TIE,11.5" BLACK.....	1				
17	47046	CABLE TIE MOUNT.....	1				
18		Ref. Hydraulic Hoses and Fittings.....	1				
		<i>(refer to Figure 214.1)</i>					
19	55717	CYLINDER, GS2632/46/68***.....	1				
		<i>(includes orifice, spring, and fitting)</i>		--	39878	CONNECTOR,070120-6-6.....	1
--	39878	CONNECTOR,070120-6-6.....	1	--	45071	BEARING,1.5IDX1.75ODX1.5L.....	1
--	45071	BEARING,1.5IDX1.75ODX1.5L.....	1	--	48340	SEAL KIT, 48341 LIFT CYL.....	1
--	48340	SEAL KIT, 48341 LIFT CYL.....	1	--	55560	ORIFICE,LONG, .059".....	1
--	55560	ORIFICE,LONG, .059".....	1	20	47566	PLATE,LIFT ARM CAM 1930,32,46.....	1
20	47566	PLATE,LIFT ARM CAM 1930,32,46.....	1	21	19284	SCREW,FHS,1/4-20 X .63.....	2
21	19284	SCREW,FHS,1/4-20 X .63.....	2	22	6889	NUT,LP NYLOCK,1/4-20.....	2
22	6889	NUT,LP NYLOCK,1/4-20.....	2	23	47458	PIN,1.50DIAX8.45LG,1HOLE.....	1
23	47458	PIN,1.50DIAX8.45LG,1HOLE.....	1	24	6091	NUT,NYLOCK,1/4-20.....	12
24	6091	NUT,NYLOCK,1/4-20.....	12				



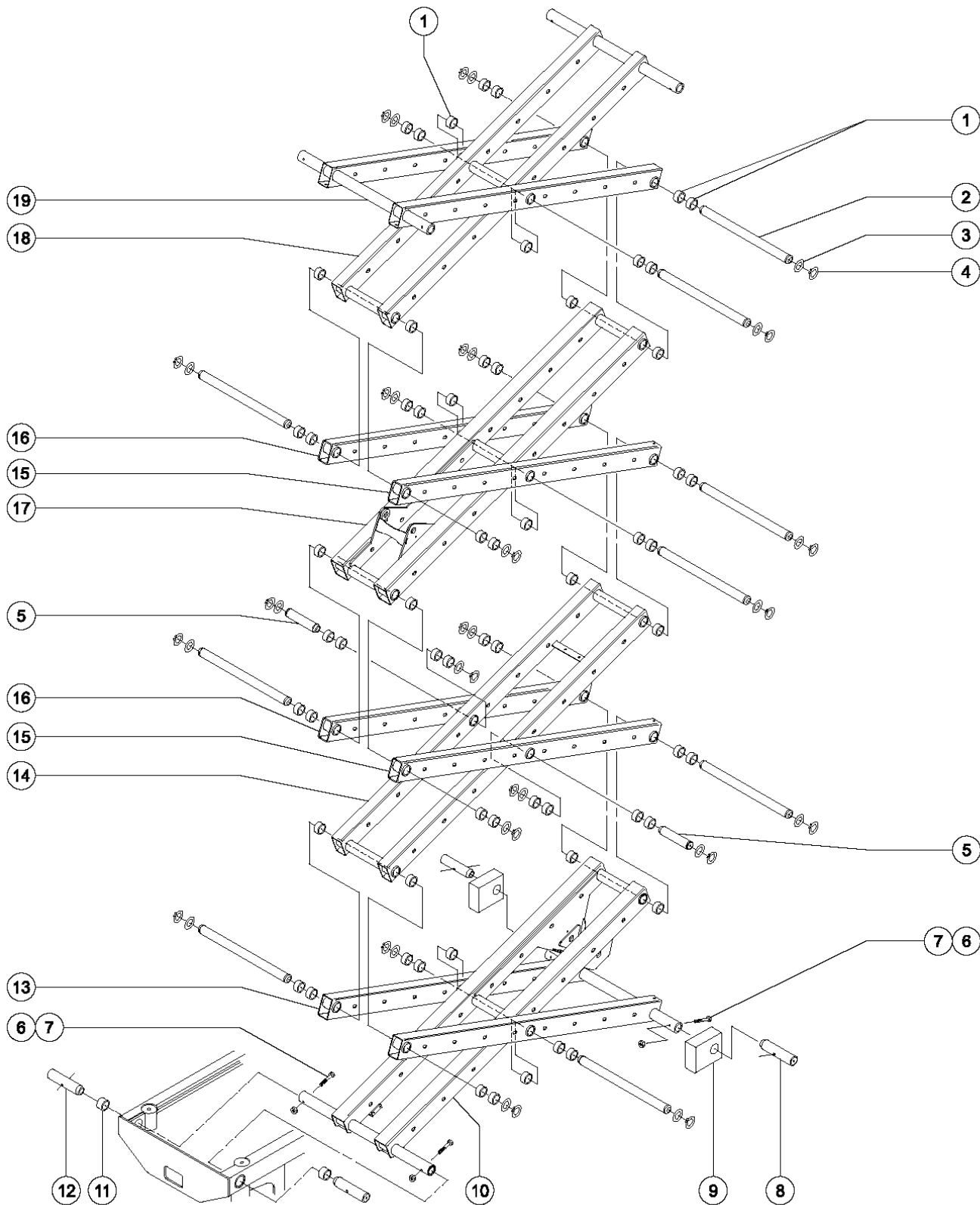
302.2 Scissor Assembly, GS-2046, View 2 (from SN 23568)



302.2 Scissor Assembly, GS-2046, View 2 (from SN 23568)

Item	Part No.	Description	Qty.
1	6019	SCREW,HHC,3/8-16 X 1.25 GRD 5.....	2
2	6097	WASHER,FLAT,USS,3/8",Y.....	4
3	4828	NUT,NYLOCK,3/8-16.....	4
4	8516	SCREW,HHC,3/8-16 X 1.50,GR5.....	2
5	45226	ROD END,.375 X 3.69.....	2
6	47955	PIN,1.50DIAX10.45LG,1HOLE.....	1
7	47502	BUMPER,1.25 INCH O.D.,SCISSORS..... (to SN 42999)	12
7A	71349	BUMPER, LINK..... (from SN 43000)	12
8	11966	SCREW,BHHS,1/4-20 X 1.5.....	1
9	55488	CROSS TUBE COLAR, GS46\68..... (includes nut fastener)	2
--	6091	NUT,NYLOCK,1/4-20.....	1
10	55336	CHOCK STOP CUSHION.....	1
11	6091	NUT,NYLOCK,1/4-20.....	3
12	6638	WASHER,FLAT,USS,1/4"Y.....	11
13	6888	SCREW,HHC,1/4-20 X 1.....	11
14	58148	CYL.ASSY,2046-3268..... (includes orifice and fitting)	1
--	39878	CONNECTOR,070120-6-6.....	1
--	45071	BEARING,1.5IDX1.75ODX1.5L.....	1
--	55560	ORIFICE,LONG, .059".....	1
--	66470	SEAL KIT (55717) TEXAS HYD VER.....	1
15	51596	PLATE,LIFT ARM CAM,GS-3246.....	1
16	8914	SCREW,HHC,1/4-20 X .625.....	2
17	6889	NUT,LP NYLOCK,1/4-20.....	10
18	47666	PIN,1.50DIAX8.95LG,1HOLE.....	1
19	28443	CABLE TIE,11.5" BLACK.....	6
20	55351	CLAMP, CABLEBRIDGE,HALF.....	4
21	78686	FORMING,CABLE BRIDGE,MAIN***.....	1
22	39560	CLIP,CABLE TIE MOUNT..... (quantities will vary)	20
23	58000	SAFETY CHOCK,SCISSOR..... (includes items 1, 2 and 2 each item 3)	1

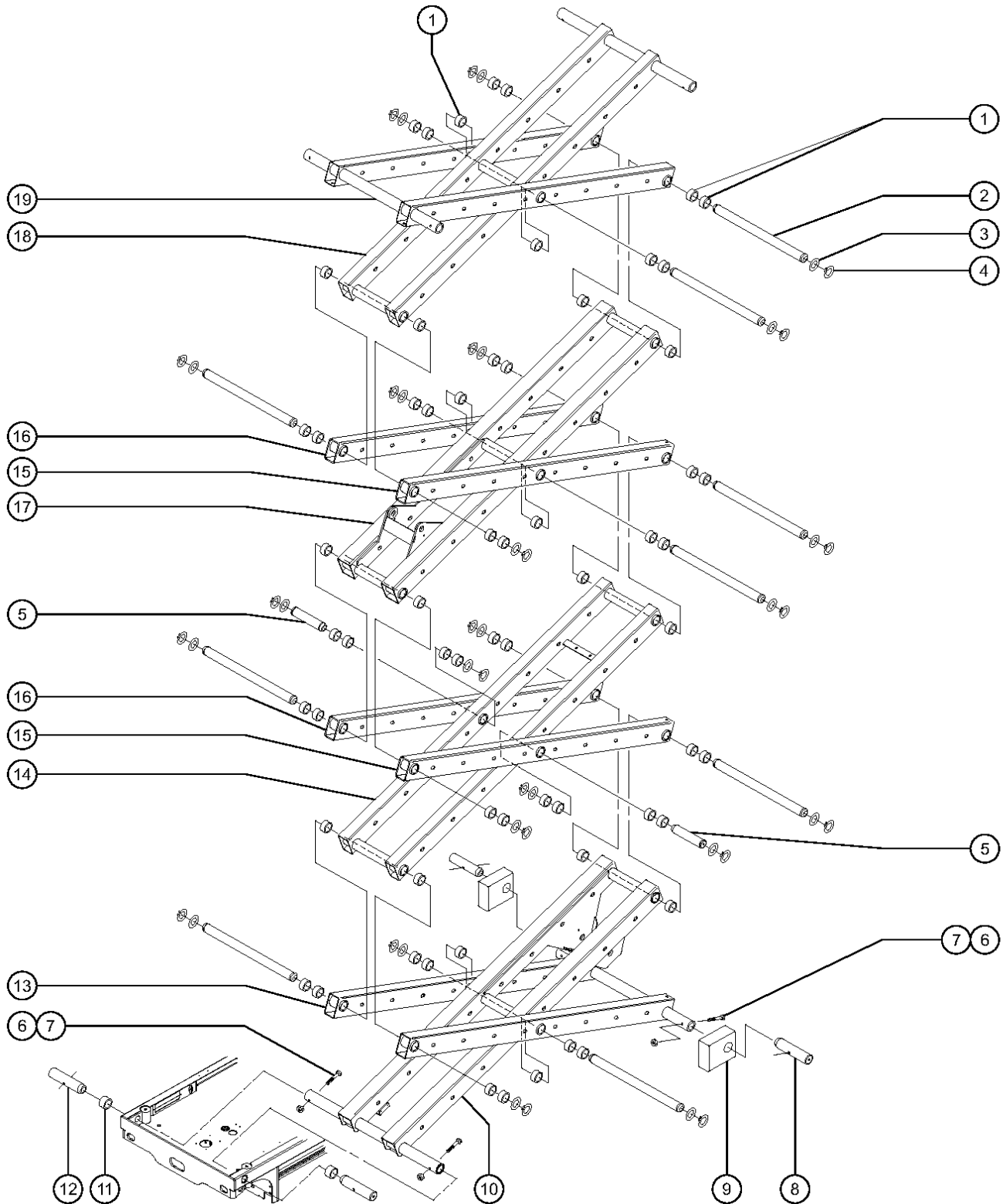
303.1 Scissor Assembly, GS-2646, View 1 (to SN 23567)



303.1 Scissor Assembly, GS-2646, View 1 (to SN 23567)

Item	Part No.	Description	Qty.
1	51144	BEARING,1.75IDX2.00ODX1.25L.62 (4.45 x 5.08 x 3.18 cm)	
2	47301	PIN,1.75DIA X 26.71LG,2RING.....9 (67.84 x 4.445 cm)	
3	39127	WASHER,SCIS ARM,1.79X2.25X.120.....22 (4.55 x 5.72 x 0.32 cm)	
4	18384	SNAP RING,EXTERNAL,1.75 DIA.....22	
5	47302	PIN,1.75DIA X 8.51LG,2RING.....2 (21.62 x 4.445 cm)	
6	4828	NUT,NYLOCK,3/8-16.....4	
7	14033	SCREW,HHC,3/8-16 X 2.75.....4	
8	39095	PIN,1.75DIA X 7.35LG,CHAMFER.....2 (18.67 x 4.445 cm)	
9	47510	SLIDER,BASE CHASSIS,46.....2	
10	48344	ARM-#1 INNER W/DECALS GS2646.....1 (includes 4 each item 1)	
11	51763	BEARING,FL,1.75IDX2.25ODX.85L.2 (4.45 x 5.08 x 6.35 cm)	
12	47102	PIN,1.75DIA X 7.94LG, 1HOLE.....2 (20.17 x 4.445 cm)	
13	48345	ARM-#1 OUTER W/BEARINGS GS2646.....1 (includes 8 each item 1)	
14	48346	ARM-#2 INNER W/BEARINGS,GS2646.....1 (includes 8 each item 1)	
15	48349	ARM-#3 OUTER W/BEARING GS2646.....2 (battery pack side) (includes 6 each item 1)	
16	48347	ARM-#2 OUTER W/BEARINGS GS2646.....2 (ground controls side) (includes 6 each item 1)	
17	48348	ARM-#3 INNER W/BEARINGS,GS2646.....1 (includes 6 each item 1)	
18	48350	ARM-#4 INNER W/BEARINGS,GS2646.....1 (includes 4 each item 1)	
19	48351	ARM-#4 OUTER W/BEARING GS2646.....1 (includes 8 each item 1)	

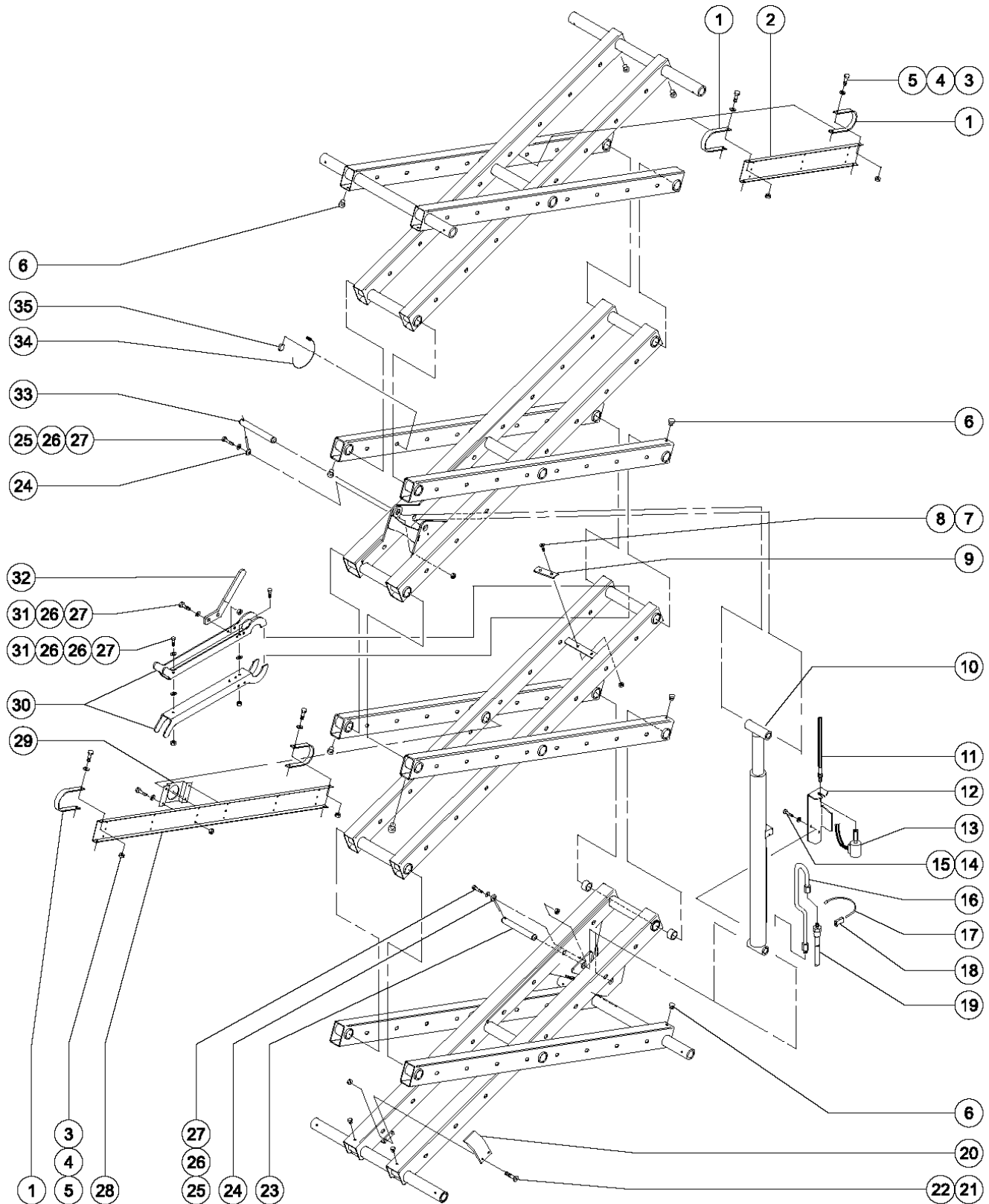
303.2 Scissor Assembly, GS-2646, View 1 (from SN 23568)



303.2 Scissor Assembly, GS-2646, View 1 (from SN 23568)

Item	Part No.	Description	Qty.
1	51144	BEARING,1.75IDX2.00ODX1.25L.62 (4.45 x 5.08 x 3.18 cm)	62
2	47301	PIN,1.75DIAX26.71LG,2RING.....9 (67.84 x 4.445 cm)	9
3	39127	WASHER,SCIS ARM,1.79X2.25X.120.....22	22
4	18384	SNAP RING,EXTERNAL,1.75 DIA.....22	22
5	47302	PIN,1.75DIAX8.51LG,2RING.....2 (21.62 x 4.445 cm)	2
6	4828	NUT,NYLOCK,3/8-16.....4	4
7	14033	SCREW,HHC,3/8-16 X 2.75.....4	4
8	39095	PIN,1.75DIAX7.35LG,CHAMFER....2 (18.77 x 4.445 cm)	2
9	47510	SLIDER,BASE CHASSIS,46.....2	2
10	48344	ARM-#1 INNER W/DECALS GS2646.....1 (includes 4 each item 1)	1
11	51763	BEARING,FL,1.75IDX2.25ODX.85L.2 (4.45 x 5.08 x 6.35 cm)	2
12	47102	PIN,1.75DIA.X7.94LG, 1HOLE.....2 (20.17 x 4.445 cm)	2
13	48345	ARM-#1 OUTER W/BEARINGS GS2646.....1 (includes 8 each item 1)	1
14	48346	ARM-#2 INNER W/BEARINGS,GS2646.....1 (includes 8 each item 1)	1
15	48349	ARM-#3 OUTER W/BEARING GS2646.....2 (battery pack side) (includes 6 each item 1)	2
16	48347	ARM-#2 OUTER W/BEARINGS GS2646.....2 (ground controls side) (includes 6 each item 1)	2
17	48348	ARM-#3 INNER W/BEARINGS,GS2646.....1 (includes 6 each item 1)	1
18	48350	ARM-#4 INNER W/BEARINGS,GS2646.....1 (includes 4 each item 1)	1
19	48351	ARM-#4 OUTER W/BEARING GS2646.....1 (includes 8 each item 1)	1

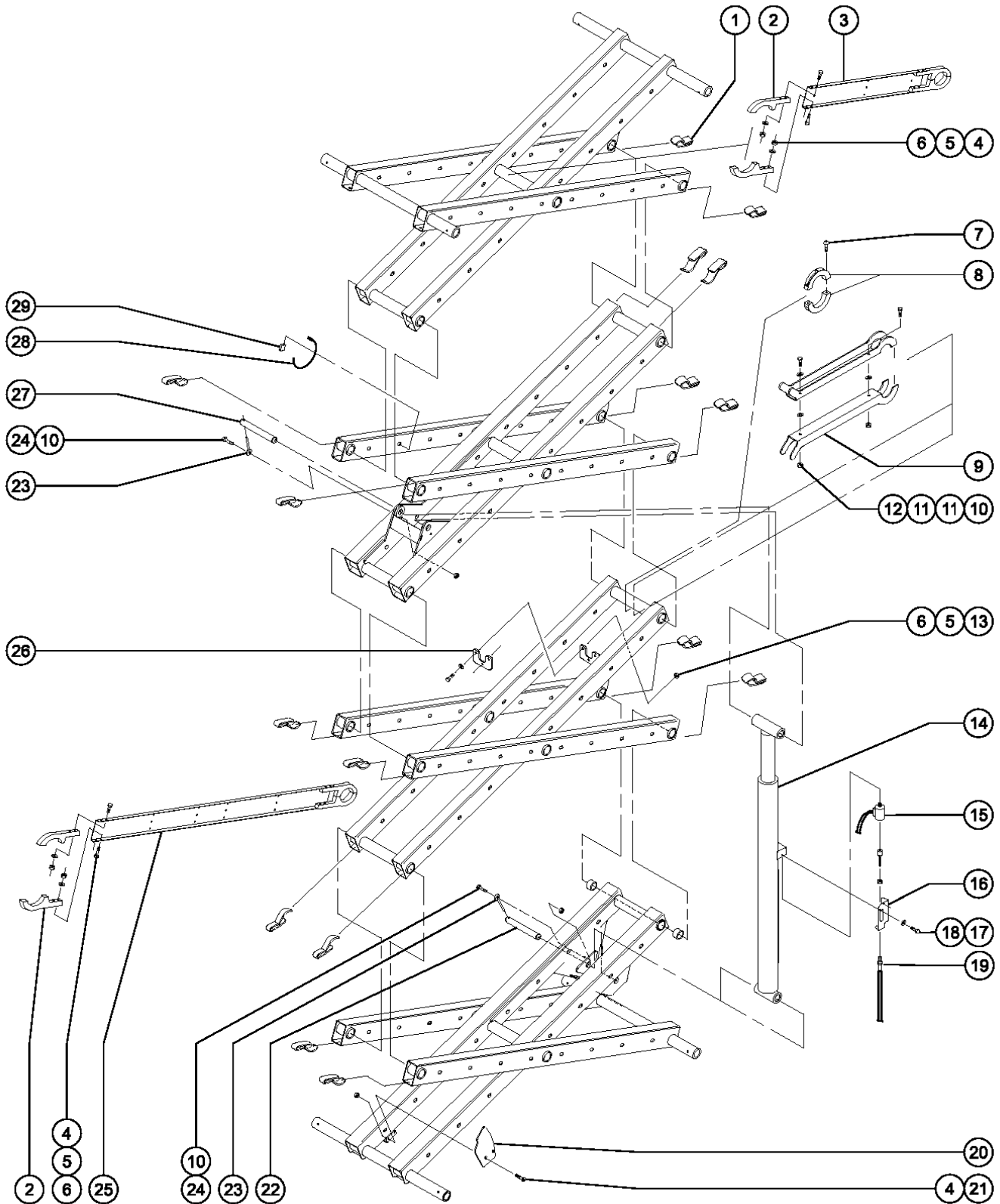
304.1 Scissor Assembly, GS-2646, View 2 (to SN 23567)



304.1 Scissor Assembly, GS-2646, View 2 (to SN 23567)

Item	Part No.	Description	Qty.	Item	Part No.	Description	Qty.
1	55351	CLAMP, CABLEBRIDGE,HALF.....8 <i>(older strap shown)</i>	8	21	19284	SCREW,FHS,1/4-20 X .63.....2	2
2	78687	FORMING, CABLE BRIDGE, UPPER.....1	1	22	6889	NUT,LP NYLOCK,1/4-20.....2	2
3	8914	SCREW,HHC,1/4-20 X .625.....20	20	23	47458	PIN,1.50DIAx8.45LG,1HOLE.....1 <i>(21.46 x 3.81 cm)</i>	1
4	6638	WASHER,FLAT,USS,1/4"Y.....20	20	24	45226	ROD END,.375 X 3.69.....2 <i>(0.953 x 8.26 cm)</i>	2
5	6091	NUT,NYLOCK,1/4-20.....20	20	25	8516	SCREW,HHC,3/8-16 X 1.50,GR5.....2	2
6	47502	BUMPER,1.25 INCH O.D.,SCISSORS.....16 <i>(3.2 cm)</i>	16	26	6097	WASHER,FLAT,USS,3/8",Y.....8	8
7	16439	SCREW,FHS,3/8-16 X 1.....2	2	27	4828	NUT,NYLOCK,3/8-16.....6	6
8	7713	NUT,LP NYLOCK,3/8-16.....2	2	28	78686	FORMING,CABLE BRIDGE,MAIN***.....1	1
9	51424	PAD,BUMPER SUPPORT.....1 <i>(18.42 x 3.86 x 0.953 cm)</i>	1	29	47625	BRACKET CABLE BRIDGE.....1	1
10	58128	CYL.UPDATE GS-3246,3268.....1 <i>(includes orifice, spring and fitting)</i>	1	30	58000	SAFETY CHOCK,SCISSOR.....1 <i>(includes item 32, 4 each item 26, and 2 each items 27, 31)</i>	1
--	39878	CONNECTOR,070120-6-6.....1	1	31	6175	SCREW,HHC,3/8-16 X 1.....4	4
--	45071	BEARING,1.5IDX1.75ODX1.5L.....1 <i>(3.81 x 4.45 x 3.81 cm)</i>	1	32	52356	HANDLE ASSY,SEE58000-S/58001-S.....1	1
--	48340	SEAL KIT, 48341 LIFT CYL.....1	1	--	44733	HANDLE COVER,PLASTIC.....1	1
--	55560	ORIFICE, LONG, .059".....1 <i>(1.499 mm)</i>	1	33	47955	PIN,1.50DIAx10.45LG,1HOLE.....1 <i>(26.54 x 3.81 cm)</i>	1
11		Ref. Cable - Manual Platform Lowering.....1 <i>(refer to Figure 202.1 or 202.2)</i>	1	34	21121	CABLE TIE,4" BLK,HEAT RESISTNT.....20 <i>(10.2 cm) (quantities vary)</i>	20
12	41557-S	CABLE BRACKET,PAINTED.....1	1	35	39560	CLIP,CABLE TIE MOUNT.....20 <i>(quantities vary)</i>	20
13	66465	VALVE,W/NC SOLENOID,MANUAL***.....1	1				
--	44973	NUT,COIL (39909).....1	1				
--	44979	SEAL KIT,39909,PLAT LWR VALVE*.....1	1				
--	84422	COIL-SOLENOID VALVE,20V DC***.....1 <i>(direct replacement for 44787)</i>	1				
14	7339	SCREW,HHC,1/4-20 X .5.....2	2				
15	6356	WASHER,LOCK,.25.....2	2				
16	47012	FLARE TUBE ASSY,LIFT CYLINDER.....1	1				
17	28443	CABLE TIE,11.5" BLACK.....1 <i>(29.2 cm)</i>	1				
18	47046	CABLE TIE MOUNT.....1	1				
19		Ref. Hydraulic Hoses and Fittings.....1 <i>(refer to Figure 213.1)</i>	1				
20	47566	PLATE,LIFT ARM CAM 1930,32,46.....1	1				

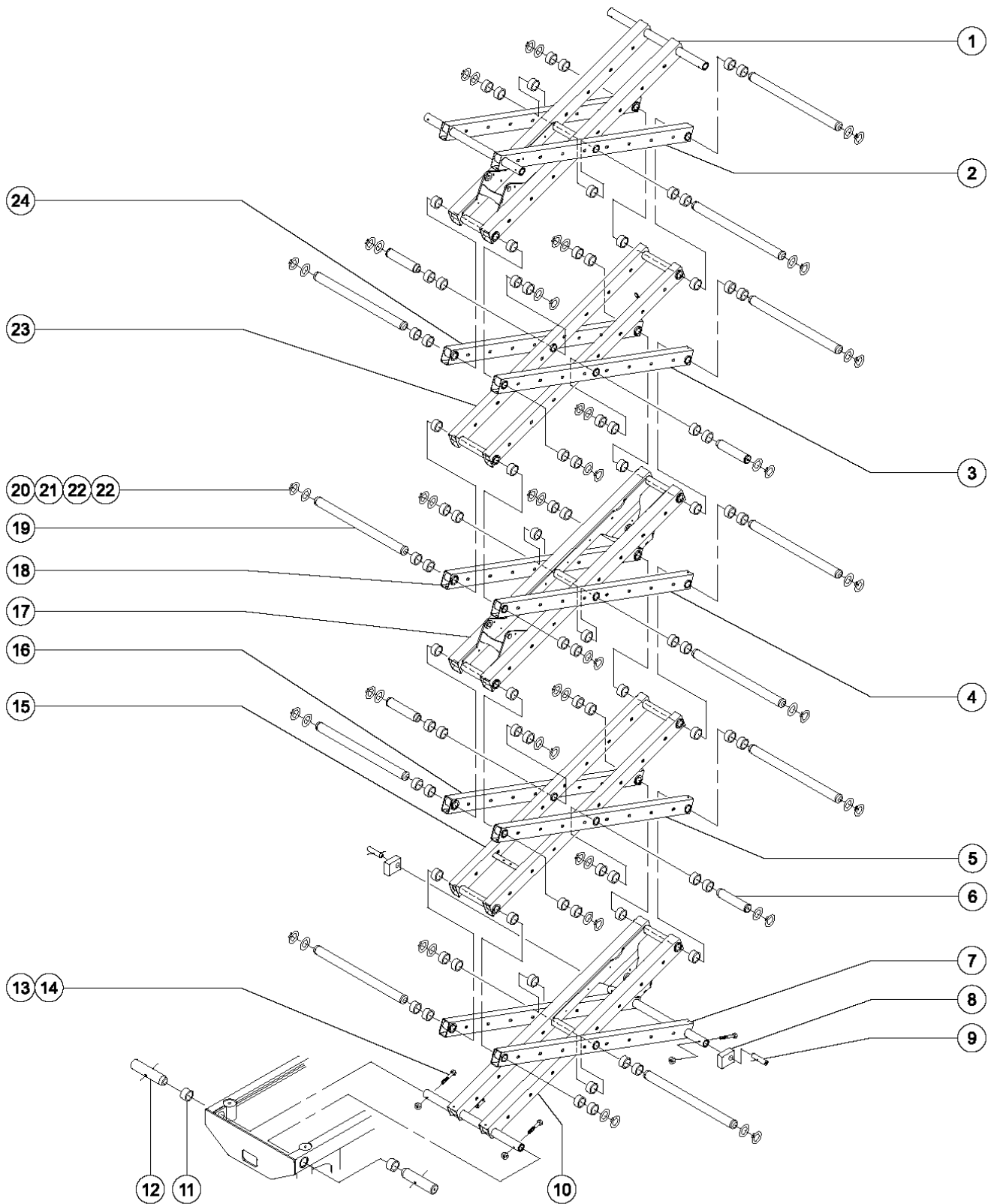
304.2 Scissor Assembly, GS-2646, View 2 (from SN 23568)



304.2 Scissor Assembly, GS-2646, View 2 (from SN 23568)

Item	Part No.	Description	Qty.	Item	Part No.	Description	Qty.
1	47502	BUMPER,1.25 INCH O.D.,SCISSORS.....1 <i>(to SN 42999)</i>	1	19		Ref. Cable - Manual Platform Lowering.....1 <i>(refer to Figure 202.2)</i>	1
1A	71349	BUMPER, LINK.....1 <i>(from SN 43000)</i>	1	20	51596	PLATE,LIFT ARM CAM,GS-3246.....1	1
2	55351	CLAMP, CABLEBRIDGE,HALF.....8	8	21	8914	SCREW,HHC,1/4-20 X .625.....2	2
3	78687	FORMING, CABLE BRIDGE, UPPER.....1	1	22	47666	PIN,1.50DIAX8.95LG,1HOLE.....1 <i>(22.73 x 3.81 cm)</i>	1
4	6889	NUT,LP NYLOCK,1/4-20.....18	18	23	45226	ROD END,.375 X 3.69.....2 <i>(0.953 x 8.26 cm)</i>	2
5	6638	WASHER,FLAT,USS,1/4"Y.....19	19	24	8516	SCREW,HHC,3/8-16 X 1.50,GR5.....2	2
6	6888	SCREW,HHC,1/4-20 X 1.....19	19	25	78686	FORMING,CABLE BRIDGE,MAIN***.....1	1
7	11966	SCREW,BHHS,1/4-20 X 1.5.....1	1	26	55336	CHOCK STOP CUSHION.....1	1
8	55488	CROSS TUBE COLAR, GS46\68.....2 <i>(includes nut fastener)</i>	2	27	47955	PIN,1.50DIAX10.45LG,1HOLE.....1 <i>(26.54 x 3.81 cm)</i>	1
9	58000	SAFETY CHOCK,SCISSOR.....1 <i>(includes 2 each item 10 and items 11 and 12)</i>	1	28	21121	CABLE TIE,4" BLK,HEAT RESISTNT.....26 <i>(10.2 cm) (quantities vary)</i>	26
10	4828	NUT,NYLOCK,3/8-16.....4	4	29	39560	CLIP,CABLE TIE MOUNT.....26 <i>(quantities vary)</i>	26
11	6097	WASHER,FLAT,USS,3/8",Y.....4	4				
12	6019	SCREW,HHC,3/8-16 X 1.25 GRD 5.....2	2				
13	6091	NUT,NYLOCK,1/4-20.....3	3				
14	55717	CYLINDER, GS2632/46/68***.....1 <i>(includes orifice and fitting)</i>	1				
--	39878	CONNECTOR,070120-6-6.....1	1				
--	45071	BEARING,1.5IDX1.75ODX1.5L.....1 <i>(3.81 x 4.45 x 3.81 cm)</i>	1				
--	55560	ORIFICE,LONG, .059".....1 <i>(1.499 mm)</i>	1				
--	66470	SEAL KIT, 55717 TX LIFTCYL.....1 <i>(Texas)</i>	1				
--	78912	SEAL KIT, 55717 DY LIFTCYL.....1 <i>(Dongyang)</i>	1				
15	66465	VALVE,W/NC SOLENOID,MANUAL***.....1 <i>(from SN 28933)</i>	1				
--	44973	NUT,COIL (39909).....1	1				
--	44979	SEAL KIT,39909,PLAT LWR VALVE*.....1	1				
--	84422	COIL-SOLENOID VALVE,20V DC***.....1 <i>(direct replacement for 66767)</i>	1				
16	41557-S	CABLE BRACKET,PAINTED.....1	1				
17	7339	SCREW,HHC,1/4-20 X .5.....1	1				
18	6356	WASHER,LOCK,.25.....1	1				

305.1 Scissor Assembly, GS-3246, View 1 (to SN 23567)

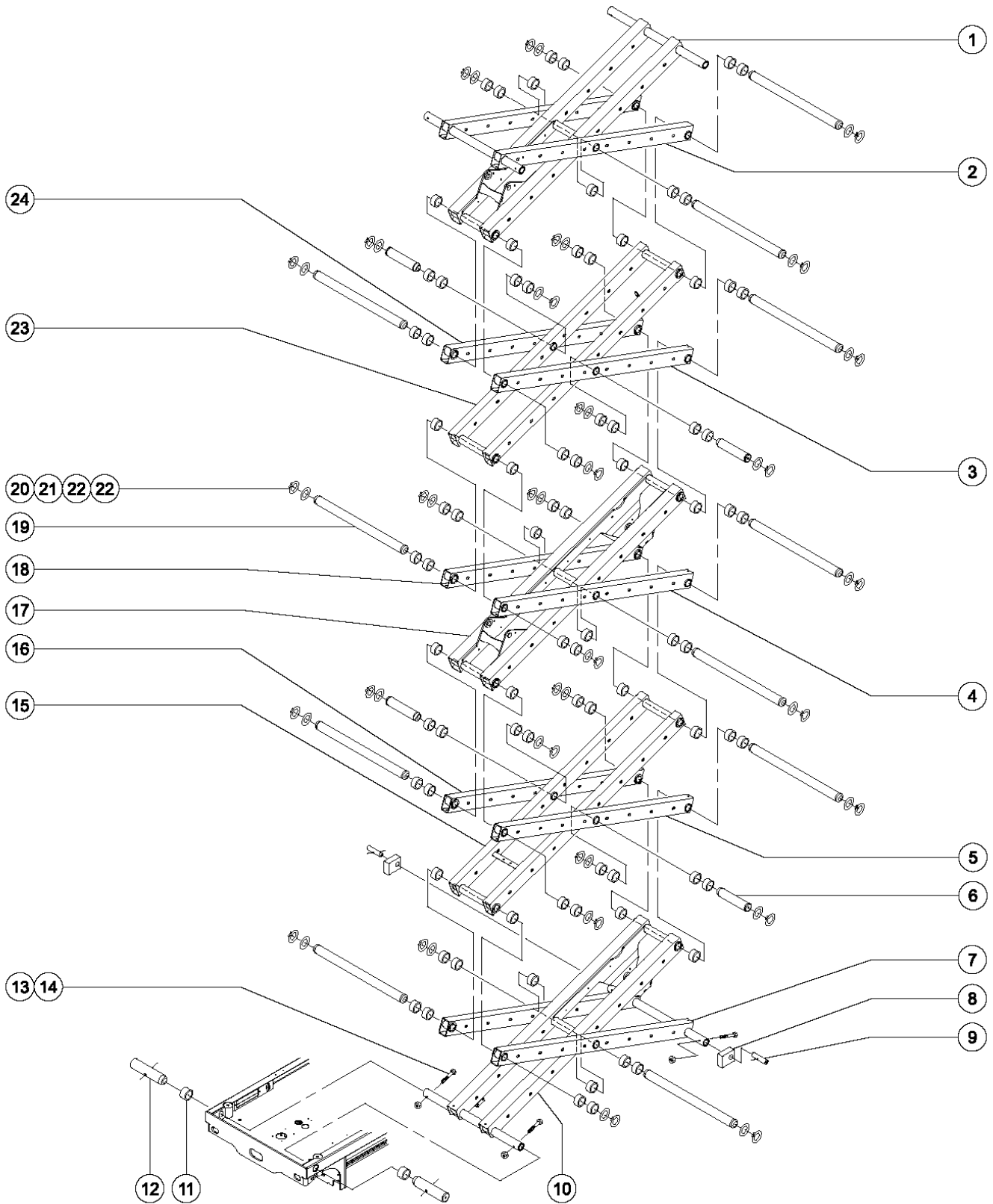


305.1 Scissor Assembly, GS-3246, View 1 (to SN 23567)

Item	Part No.	Description	Qty.	Item	Part No.	Description	Qty.
1	52326	ARM-#5 INNER W/BEARINGS,GS3246.....1 <i>(includes 4 each item 22)</i>	1	19	47301	PIN,1.75DIAx26.71LG,2RING.....11 <i>(67.84 x 4.445 cm)</i>	11
2	48351	ARM-#4 OUTER W/BEARING GS2646.....1 <i>(includes 8 each item 22)</i>	1	20	18384	SNAP RING,EXTERNAL,1.75 DIA.....22	22
3	52327	ARM-#4 OUTR,BATT.SIDE, GS3246.....1 <i>(battery pack side) (includes 6 each item 22)</i>	1	21	39127	WASHER,SCIS ARM,1.79X2.25X.120.....30	30
4	52330	ARM-#3 OUTR,BATT.SIDE, GS3246.....1 <i>(battery pack side) (includes 6 each item 22)</i>	1	22	51144	BEARING,1.75IDX2.00ODX1.25L.82 <i>(4.45 x 5.08 x 3.18 cm)</i>	82
5	48349	ARM-#3 OUTER W/BEARING GS2646.....1 <i>(battery pack side) (includes 6 each item 22)</i>	1	23	52329	ARM-#4 INNER, GS3246.....1 <i>(includes 8 each item 22)</i>	1
6	47302	PIN,1.75DIAx8.51LG,2RING.....4 <i>(21.62 x 4.445 cm)</i>	4	24	52328	ARM-#4 OUTR,GRN.CONTROL,GS3246.....1 <i>(ground controls side) (includes 6 each item 22)</i>	1
7	48345	ARM-#1 OUTER W/BEARINGS GS2646.....1 <i>(includes 8 each item 22)</i>	1				
8	47510	SLIDER,BASE CHASSIS,46.....2	2				
9	39095	PIN,1.75DIAx7.35LG,CHAMFER....2 <i>(18.77 x 4.445 cm)</i>	2				
10	48344	ARM-#1 INNER W/DECALS GS2646.....1 <i>(includes 4 each item 22)</i>	1				
11	51763	BEARING,FL,1.75IDX2.25ODX.85L.2 <i>(4.45 x 5.08 x 6.35 cm)</i>	2				
12	47102	PIN,1.75DIA.X7.94LG, 1HOLE.....2 <i>(20.17 x 4.445 cm)</i>	2				
13	14033	SCREW,HHC,3/8-16 X 2.75.....4	4				
14	4828	NUT,NYLOCK,3/8-16.....4	4				
15	48346	ARM-#2 INNER W/BEARINGS,GS2646.....1 <i>(includes 8 each item 22)</i>	1				
16	48347	ARM-#2 OUTER W/BEARINGS GS2646.....1 <i>(ground controls side) (includes 6 each item 22)</i>	1				
17	52332	ARM-#3 INNER W/BEARINGS,GS3246.....1 <i>(includes 4 each item 22)</i>	1				
18	52331	ARM-#3 OUTR,GRN.CONTROL,GS3246.....1 <i>(ground controls side) (includes 6 each item 22)</i>	1				



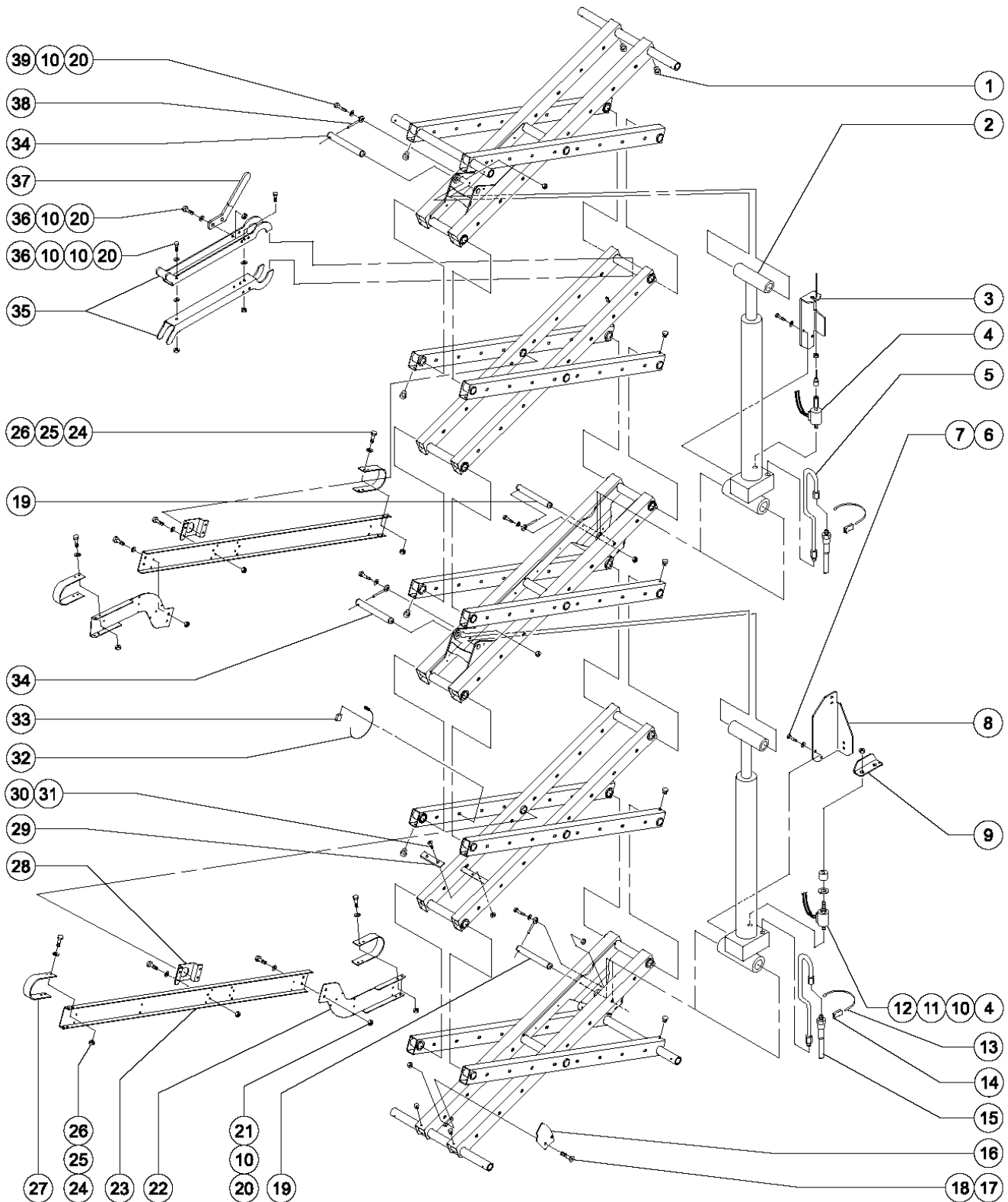
305.2 Scissor Assembly, GS-3246, View 1 (from SN 23568)



305.2 Scissor Assembly, GS-3246, View 1 (from SN 23568)

Item	Part No.	Description	Qty.	Item	Part No.	Description	Qty.
1	52326	ARM-#5 INNER W/BEARINGS,GS3246.....1 <i>(includes 4 each item 22)</i>	1	19	47301	PIN,1.75DIAX26.71LG,2RING.....11 <i>(67.84 x 4.445 cm)</i>	11
2	48351	ARM-#4 OUTER W/BEARING GS2646.....1 <i>(includes 8 each item 22)</i>	1	20	18384	SNAP RING,EXTERNAL,1.75 DIA.....22	22
3	52327	ARM-#4 OUTR,BATT.SIDE, GS3246.....1 <i>(battery pack side) (includes 6 each item 22)</i>	1	21	39127	WASHER,SCIS ARM,1.79X2.25X.120.....30	30
4	52330	ARM-#3 OUTR,BATT.SIDE, GS3246.....1 <i>(battery pack side) (includes 6 each item 22)</i>	1	22	51144	BEARING,1.75IDX2.00ODX1.25L.82 <i>(4.45 x 5.08 x 3.18 cm)</i>	82
5	65993	ARM-SINGLE OUTER, LEFT.....1 <i>(battery pack side) (includes 6 each item 22)</i>	1	23	52329	ARM-#4 INNER, GS3246.....1 <i>(includes 8 each item 22)</i>	1
6	47302	PIN,1.75DIAX8.51LG,2RING.....4 <i>(21.62 x 4.445 cm)</i>	4	24	52328	ARM-#4 OUTR,GRN.CONTROL,GS3246.....1 <i>(ground controls side) (includes 6 each item 22)</i>	1
7	48345	ARM-#1 OUTER W/BEARINGS GS2646.....1 <i>(includes 8 each item 22)</i>	1				
8	47510	SLIDER,BASE CHASSIS,46.....2	2				
9	39095	PIN,1.75DIAX7.35LG,CHAMFER.....2 <i>(18.77 x 4.445 cm)</i>	2				
10	48344	ARM-#1 INNER W/DECALS GS2646.....1 <i>(includes 4 each item 22)</i>	1				
11	51763	BEARING,FL,1.75IDX2.25ODX.85L.2 <i>(4.45 x 5.08 x 6.35 cm)</i>	2				
12	47102	PIN,1.75DIA.X7.94LG, 1HOLE.....2 <i>(20.17 x 4.445 cm)</i>	2				
13	14033	SCREW,HHC,3/8-16 X 2.75.....4	4				
14	4828	NUT,NYLOCK,3/8-16.....4	4				
15	62210	ARM-#4 INNER W/BEARING,GS3268.....1 <i>(includes 8 each item 22)</i>	1				
16	52364	ARM-#3 OUTR,ENGINE SIDE,GS68.....1 <i>(ground controls side) (includes 6 each item 22)</i>	1				
17	52332	ARM-#3 INNER W/BEARINGS,GS3246.....1 <i>(includes 4 each item 22)</i>	1				
18	52331	ARM-#3 OUTR,GRN.CONTROL,GS3246.....1 <i>(ground controls side) (includes 6 each item 22)</i>	1				

306.1 Scissor Assembly, GS-3246, View 2 (to SN 23567)

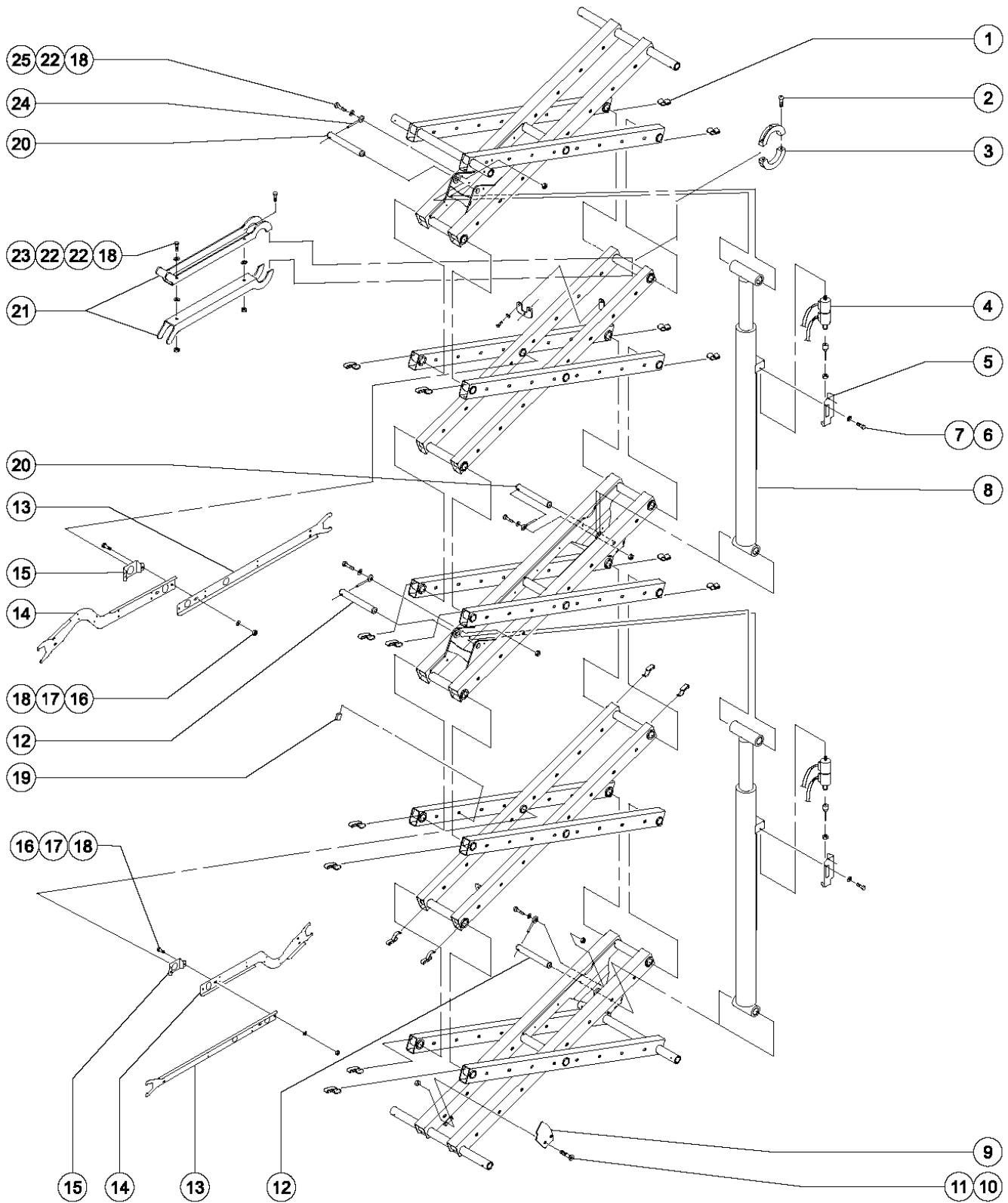


306.1 Scissor Assembly, GS-3246, View 2 (to SN 23567)

Item	Part No.	Description	Qty.	Item	Part No.	Description	Qty.
1	47502	BUMPER,1.25 INCH O.D.,SCISSORS.....20 (3.2 cm)	20	24	6091	NUT,NYLOCK,1/4-20.....28	28
2	58128	CYL.UPDATE GS-3246,3268.....2 (includes orifice and fitting)	2	25	6638	WASHER,FLAT,USS,1/4"Y.....24	24
--	39878	CONNECTOR,070120-6-6.....2	2	26	8914	SCREW,HHC,1/4-20 X .625.....24	24
--	45071	BEARING,1.5IDX1.75ODX1.5L.....2 (3.81 x 4.45 x 3.81 cm)	2	27	55351	CLAMP, CABLEBRIDGE,HALF.....8 (older strap shown)	8
--	55560	ORIFICE,LONG, .059".....2 (1.499 mm)	2	28	47625	BRACKET CABLE BRIDGE.....2	2
3	41557-S	CABLE BRACKET,PAINTED.....1	1	29	51424	PAD,BUMPER SUPPORT.....1 (18.42 x 3.86 x 0.953 cm)	1
4	66465	VALVE,W/NC SOLENOID,MANUAL***.....2	2	30	16439	SCREW,FHS,3/8-16 X 1.....2	2
--	44973	NUT,COIL (39909).....2	2	31	7713	NUT,LP NYLOCK,3/8-16.....2	2
--	44979	SEAL KIT,39909,PLAT LWR VALVE*.....2	2	32	21121	CABLE TIE,4" BLK,HEAT RESISTNT.....20 (10.2 cm) (quantities vary)	20
--	84422	COIL-SOLENOID VALVE,20V DC***.....2 (direct replacement for 44787)	2	33	39560	CLIP,CABLE TIE MOUNT.....20 (quantities vary)	20
5	47012	FLARE TUBE ASSY,LIFT CYLINDER.....2	2	34	47955	PIN,1.50DIAX10.45LG,1HOLE.....2 (26.54 x 3.81 cm)	2
6	7339	SCREW,HHC,1/4-20 X .5.....4	4	35	58001	SAFETY CHOCK-SCISSOR.....1 (includes 6 each item 10, 4 each item 20 and items 36 and 37)	1
7	6356	WASHER,LOCK,.25.....4	4	36	6175	SCREW,HHC,3/8-16 X 1.....4	4
8	51582	CABLE BRACKET,VERTICAL.....1	1	37	52356	HANDLE ASSY,SEE58000-S/58001-S.....1	1
9	51584	CABLE BRACKET,YOKE.....1	1	--	44733	HANDLE COVER,PLASTIC.....1	1
10	6097	WASHER,FLAT,USS,3/8",Y.....15	15	38	45226	ROD END,.375 X 3.69.....4 (0.953 x 8.26 cm)	4
11	51638	SPACER,EMERGENCY DOWN.....1	1	39	8516	SCREW,HHC,3/8-16 X 1.50,GR5.....4	4
12	4828	NUT,NYLOCK,3/8-16.....1	1				
13	28443	CABLE TIE,11.5" BLACK.....2 (29.2 cm)	2				
14	47046	CABLE TIE MOUNT.....2	2				
15		Ref. Hydraulic Hoses and Fittings.....2 (refer to Figure 213.1)	2				
16	51596	PLATE,LIFT ARM CAM,GS-3246.....1	1				
17	19284	SCREW,FHS,1/4-20 X .63.....2	2				
18	6889	NUT,LP NYLOCK,1/4-20.....2	2				
19	47458	PIN,1.50DIAX8.45LG,1HOLE.....2 (21.46 x 3.81 cm)	2				
20	4828	NUT,NYLOCK,3/8-16.....12	12				
21	8255	SCREW,HHC,3/8-16 X .75.....4	4				
22	51542	BRACKET,CABLE BRIDGE,GS3246.....2	2				
23	51505	BRACKET,MAIN CABLE BRIDGE....2	2				



306.2 Scissor Assembly, GS-3246, View 2 (from SN 23568)

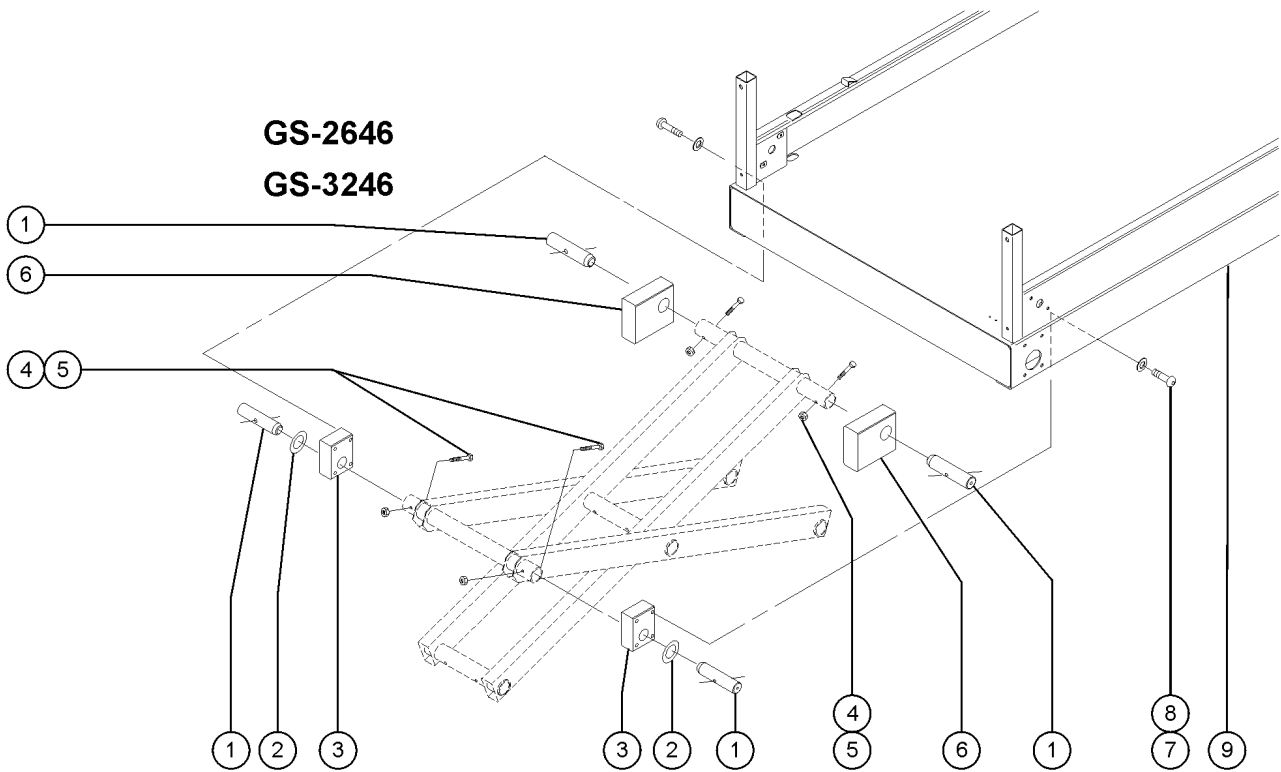
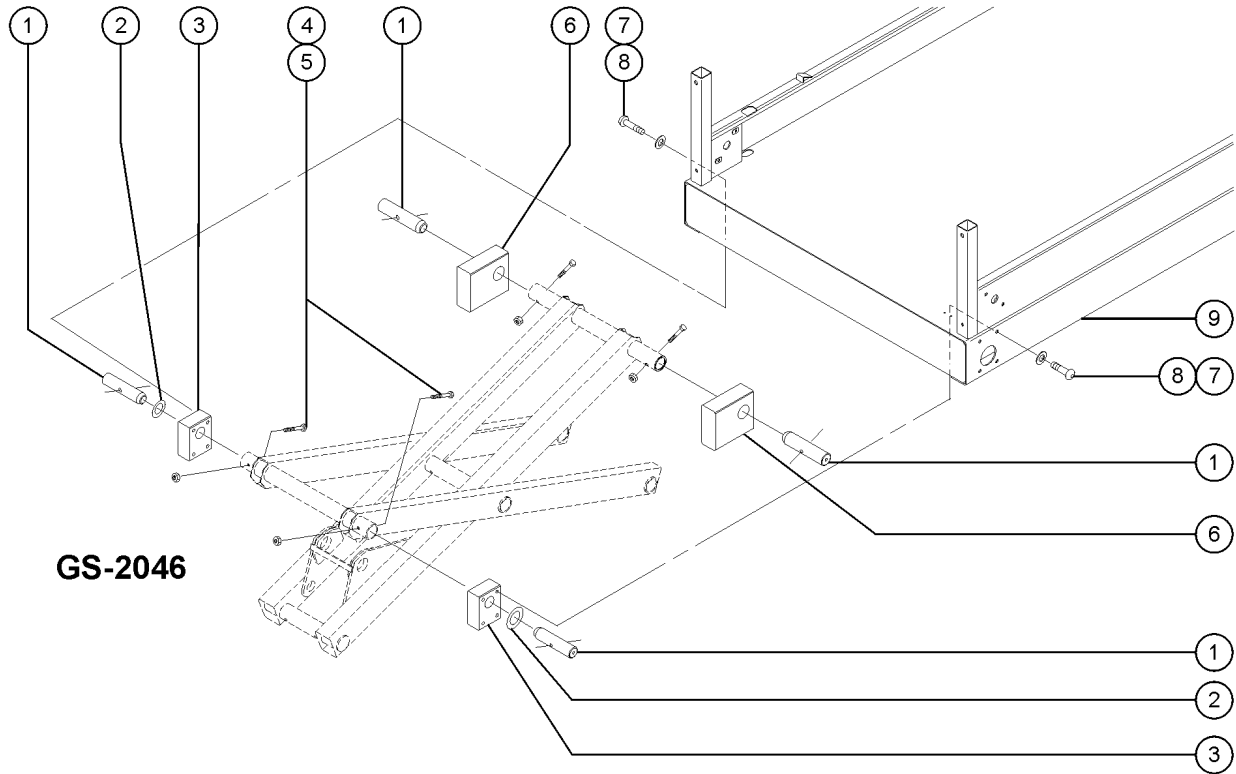


306.2 Scissor Assembly, GS-3246, View 2 (from SN 23568)

Item	Part No.	Description	Qty.	Item	Part No.	Description	Qty.
--				12	47458	PIN,1.50DIAX8.45LG,1HOLE.....	2
1	47502	BUMPER,1.25 INCH O.D.,SCISSORS.....	2 (to SN 42999)	13	78686	FORMING,CABLE BRIDGE,MAIN***.....	2
1A	71349	BUMPER, LINK.....	2 (from SN 43000)	--	78900	TRIM LOCK, 1/8 X .75.....	2.25-inches (5.72 cm)
2	11966	SCREW,BHHS,1/4-20 X 1.5.....	1 (includes nut fastener)	14	78688	FORMING,CABLE BRIDGE,GS3246/68.....	2 (from SN 23568 to 47403)
3	55488	CROSS TUBE COLAR, GS46\68....	2	--	78900	TRIM LOCK, 1/8 X .75.....	2.25-inches (5.72 cm)
4	66465	VALVE,W/NC SOLENOID,MANUAL***.....	2 (to SN 27182)	15	78897	FORMING, CABLE BRIDGE, CENTER.....	2
--	44973	NUT,COIL (39909).....	2 (to SN 27182)	16	6175	SCREW,HHC,3/8-16 X 1.....	4
--	44979	SEAL KIT,39909,PLAT LWR VALVE*.....	2 (to SN 27182)	17	5397	WASHER,FLAT,USS,5/16",Y.....	2
--	84422	COIL-SOLENOID VALVE,20V DC***.....	2 (to SN 27182) (direct replacement for 66467)	18	4828	NUT,NYLOCK,3/8-16.....	14
4A	66683	VALVE,DBL PULL S-NOID 20V***... (from SN 27183)	2	19	39560	CLIP,CABLE TIE MOUNT.....	26 (quantities vary)
--	44973	NUT,COIL (39909).....	2 (from SN 27183)	20	47955	PIN,1.50DIAX10.45LG,1HOLE.....	2 (26.54 x 3.81 cm)
--	44979	SEAL KIT,39909,PLAT LWR VALVE*.....	2 (from SN 27183)	21	58001	SAFETY CHOCK-SCISSOR.....	1 includes 2 each index number 10 and 16 and 4 each index number 22
--	84422	COIL-SOLENOID VALVE,20V DC***.....	2 (from SN 27183)	22	6097	WASHER,FLAT,USS,3/8",Y.....	10
5	41557-S	CABLE BRACKET,PAINTED.....	2	23	6019	SCREW,HHC,3/8-16 X 1.25 GRD 5.....	2
6	7339	SCREW,HHC,1/4-20 X .5.....	4	24	6888	SCREW,HHC,1/4-20 X 1.....	19
7	6356	WASHER,LOCK,.25.....	4	25	45226	ROD END,.375 X 3.69.....	2 (0.953 x 8.26 cm)
8	58148	CYL.ASSY,2046-3268.....	2 (includes orifice and fitting)				
--	39878	CONNECTOR,070120-6-6.....	2				
--	45071	BEARING,1.5IDX1.75ODX1.5L.....	2 (3.81 x 4.45 x 3.81 cm)				
--	55560	ORIFICE,LONG, .059".....	2 (1.499 mm)				
--	66470	SEAL KIT (55717) TEXAS HYD VER					
9	51596	PLATE,LIFT ARM CAM,GS-3246....	1				
10	19284	SCREW,FHS,1/4-20 X .63.....	2				
11	6889	NUT,LP NYLOCK,1/4-20.....	18				



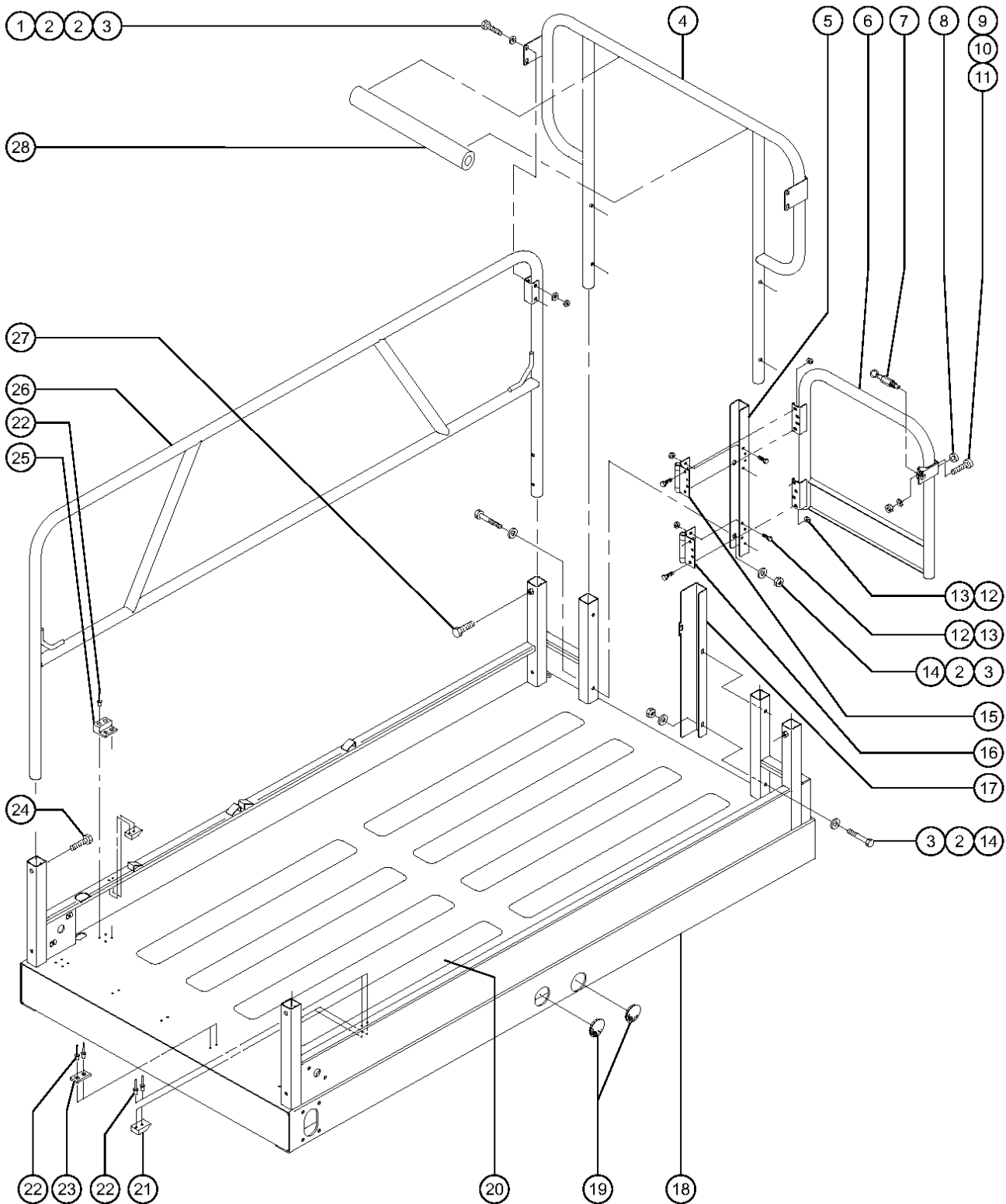
401.1 Platform Installation



401.1 Platform Installation

Item	Part No.	Description	Qty.
1	39095	PIN,1.75DIAX7.35LG,CHAMFER.....4 (18.77 x 4.445 cm)	4
2	39127	WASHER,SCIS ARM,1.79X2.25X.120.....4	4
3	47160	BLOCK, PLATFORM ANCHOR.....2 (10.8 x 6 x 14.6 cm)	2
4	14033	SCREW,HHC,3/8-16 X 2.75.....4	4
5	4828	NUT,NYLOCK,3/8-16.....4	4
6	131426	SLIDER BLOCK,PLATFORM.....2 (6.5 x 5.77 x 2.38 inches) (16.51 x 14.65 x 6.04 cm)	2
7	36874	SCREW,BHHS,3/8-16 X 2.5.....8	8
8	6021	WASHER,LOCK,.375.....8	8
9		Ref. Platform Assembly.....1 (refer to Figure 402.1, 402.2 or 402.3)	1

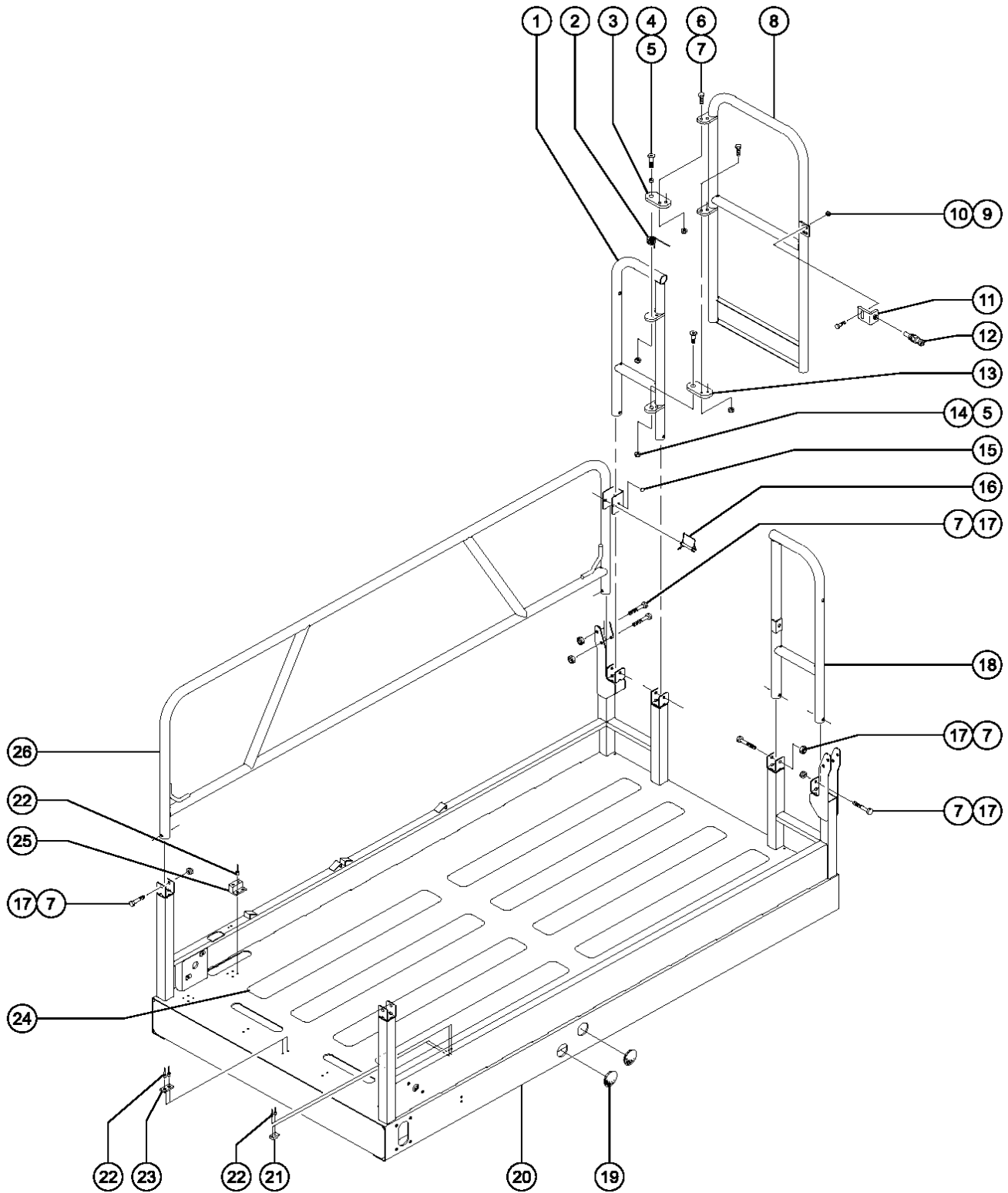
402.1 Platform Railings and Entry Gate - Rigid Rails (to SN 42999)



402.1 Platform Railings and Entry Gate - Rigid Rails (to SN 42999)

Item	Part No.	Description	Qty.	Item	Part No.	Description	Qty.
--	52397	PLATFORM ASSY W/ DECALS,GS2046 (ANSI, CSA) (complete)		--	97029	PLAT.ASSY.W/DECAL CE/AUS.....1 (GS-2046 (CE) (includes items 19-23 and 25)	
--	52398	PLATFORM ASSY DECALS GS2046 CE (CE) (complete)		--	97030	PLAT.ASSY.W/DECAL ANSI/CSA....1 GS-2646 (ANSI, CSA) (includes items 19-23 and 25)	
--	48353	PLAT. ASSY. W/DECALS (GS2646) (ANSI, CSA) (complete)		--	97031	PLAT.ASSY.W/DECAL CE/AUS.....1 GS-2646 (CE) (includes items 19-23 and 25)	
--	82100-S	GS46 PLAT W/EXT COMPLETE*** GS-2646 (CE)		--	97032	PLAT.ASSY.W/DECAL ANSI/CSA....1 GS-3246 (ANSI, CSA) (includes items 19-23 and 25)	
--	52399	PLATFORM ASSY DECALS GS-3246 (ANSI, CSA) (complete)		--	97033	PLAT.ASSY.W/DECAL CE/AUS.....1 GS-3246 (CE) (includes items 19-23 and 25)	
--	52400	PLATFORM ASSY DECALS GS-3246CE (CE) (complete)		19	45840	PLUG,NYLON 2.00 BLACK DOMED.....4 (2 inches) (5.1 cm)	
1	6708	SCREW,HHC,3/8-16 X 2.25.....4		20	47098	TAPE,NON-SKID,DIE CUT,4"X 40".....8 (10.2 x 101.6 cm)	
2	6097	WASHER,FLAT,USS,3/8",Y.....16		21	39317	STOP PLATFORM ROLLER.....2 (1.63 inches x 1 inch) (4.14 x 2.5 cm)	
3	4828	NUT,NYLOCK,3/8-16.....8		22	39579	RIVET,STL,STL,.188 X .45.....26	
4	39654	PLATFORM GATE WLDMENT GS46"W.....1		23	39474	WEAR PAD,PLATFORM.....3 (5.1 x 2.5 x 0.64 cm)	
5	47148	BRACKET,HINGE MOUNTING**.....1		24	39478	SCREW,HHC,3/8-16 X 2 FULL THRD.....2	
6	47395	WELDMENT,ENTRY GATE 32 **.....1		25	39310	WEAR/GUIDE PAD MAIN PLATFORM.....4	
7	47138	PIN,SNAP,ENTRY RAIL.....1		26	47944	WELDMENT,SIDE RAIL.....2	
8	47785	BUMPER,RUBBER,.63 X .63H.....1 (from SN 2394) (16 x 16 mm)		27	6019	SCREW,HHC,3/8-16 X 1.25 GRD 5.....4	
9	36388	BUMPER,RUBBER,.75 X .50H,STUD.....1 (to SN 2393)		28	47188	FOAM,CLOSED CELL 1.75X.250X18".....1 (3.5 x 0.64 x 46 cm)	
10	6356	WASHER,LOCK,.25.....1 (to SN 2393)					
11	6357	NUT,HEX,1/4-20.....1 (to SN 2393)					
12	6091	NUT,NYLOCK,1/4-20.....12					
13	6090	SCREW,HHC,1/4-20 X .75.....12					
14	14033	SCREW,HHC,3/8-16 X 2.75.....4					
15	47524	HINGE,CLOSING (SPRING) 4 X 4.....1					
--	55739	SPRING, TORSION, ENTRY GATE.....1					
16	47523	HINGE,4 X 4.....1					
17	39608	BRACKET,LATCH SUPPORT.....1					
18	97028	PLAT.ASSY.W/DECAL ANSI/CSA....1 GS-2046 (ANSI, CSA) (includes items 19-23 and 25)					

402.2 Platform Railings and Entry Gate - Fold Down Rails, Round Tube (to SN 42999)



402.2 Platform Railings and Entry Gate - Fold Down Rails, Round Tube (to SN 42999)

Item	Part No.	Description	Qty.	Item	Part No.	Description	Qty.
--	97000	PLAT ASSY,FLD/RND,S2046,ANS/CS		14	71912	BOLT,SHOULDER,5/8-11 X 1.19	
--	97001	PLAT ASSY,FLD/RND,S2046, CE				LT.....	1
--	97163	PLTFRM ASSY COMLT, GS2046AUS		15	43392	BUMPER,BATTERY BOX &	
B	97002	PLAT ASSY,FLD/RND,S2646,ANS/CS				RAILS.....	2
--	97003	PLAT ASSY,FLD/RND,S2646, CE		16	66030	PIN, WIRE LOCK 3/8 X 2 -1/2.....	2
--	97160	PLTFRM ASSY GS2646 AUS, ROUND		17	8178	SCREW,HHC,3/8-16 X 2.5.....	10
C	97004	PLAT ASSY,FLD/RND,S3246,ANS/CS		18	97021	RAIL-SIDE, ENTRY GATE LS.....	1
--	97005	PLAT ASSY,FLD/RND,S3246, CE (to SN 24438)				(battery pack side)	
--	97164	PLTFRM ASSY CMPLT, GS3246AUS (to SN 24438)		19	45840	PLUG,NYLON 2.00 BLACK	
--	97165	PLTFRM ASSY CMPLT, GS3246AUS (from SN 24439)				DOMED.....	4
--	97169	PLTFRM ASSY W/DECAL GS3246 CE (from SN 24439)		20	97134	PLAT MAIN ASSY GS2046 ANSI CSA.....	1
1	97024	RAIL-SIDE, ENTRY GATE RS***.....	1			(includes items 19, 21-23 and 25)	
2	55739	SPRING, TORSION, ENTRY GATE.....	1	--	97146	PLAT MAIN ASSY GS2046 AUS.....	1
3	97017	PLATE ENTRY GATE ASSEMBLY UPPER.....	1			(includes items 19, 21-23 and 25)	
--	39580	BEARING,0.75IDX1.00ODX0.38L.....	1	--	97147	PLAT MAIN ASSY GS2046 CE.....	1
		(1.91 x 2.54 x 0.97 cm)				(includes items 19, 21-23 and 25)	
4	71912	BOLT,SHOULDER,5/8-11 X 1.19		20A	97135	PLAT MAIN ASSY W/DECAL 2646ANS.....	1
		LT.....	1			(includes items 19, 21-23 and 25)	
5	38028	NUT,LP NYLOCK,5/8-11.....	2	--	97136	PLAT MAIN ASSY W/DECAL 2646AUS.....	1
6	6019	SCREW,HHC,3/8-16 X 1.25 GRD 5.....	4			(includes items 19, 21-23 and 25)	
7	4828	NUT,NYLOCK,3/8-16.....	13	--	97148	PLAT MAIN ASSY GS2646 CE.....	1
8	97019	GATE-SWING FOLD DOWN ENT ASSY.....	1			(includes items 19, 21-23 and 25)	
9	7713	NUT,LP NYLOCK,3/8-16.....	2	20B	97137	PLAT MAIN ASSY W/DECAL 3246ANS.....	1
10	8255	SCREW,HHC,3/8-16 X .75.....	2			(includes items 19, 21-23 and 25)	
11	55898	WELDMENT, LATCH, ENTRY GATE.....	1	--	97138	PLAT MAIN ASSY W/DECAL 3246ANS.....	1
12	47138	PIN,SNAP,ENTRY RAIL.....	1			(includes items 19, 21-23 and 25)	
13	97018	PLATE-ENTY GATE ASSEMBLY LOWER.....	1	--	97149	PLAT MAIN ASSY GS3246 AUS.....	1
--	47548	BEARING,FL,0.75ID X 1 OD X .49.....	1			(includes items 19, 21-23 and 25)	
		(0.75 x 1 x 0.38 inch) (1.91 x 2.54 x 0.97 cm)		--	97150	PLAT MAIN ASSY GS3246 AUS.....	1
						(includes items 19, 21-23 and 25)	
				--	97151	PLAT MAIN ASSY GS3246 CE.....	1
						(includes items 19, 21-23 and 25)	
				--	97152	PLAT MAIN ASSY GS3246 CE.....	1
						(includes items 19, 21-23 and 25)	
				21	39317	STOP PLATFORM ROLLER.....	2
						(4.14 x 2.5 cm)	
				22	39579	RIVET,STL,STL,.188 X .45.....	26
				23	39474	WEAR PAD,PLATFORM.....	3
						(5.1 x 2.5 x 0.64 cm)	



402.2 Platform Railings and Entry Gate - Fold Down Rails, Round Tube (to SN 42999)
 (continued)

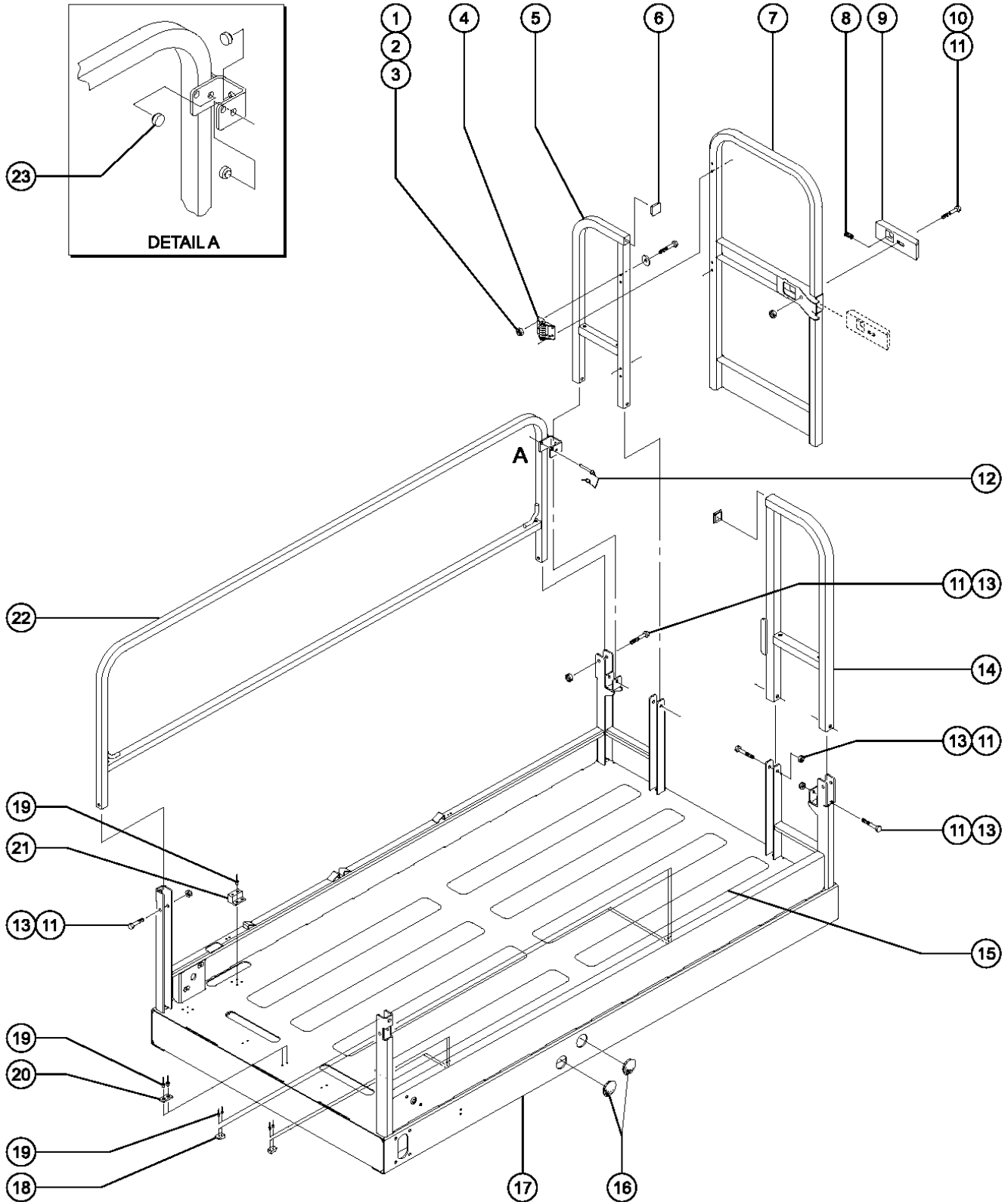
Item	Part No.	Description	Qty.
24	47374	TAPE, NON-SKID, DIE CUT, 4" X 32" <i>(10.2 x 81.3 cm)</i>	8
25	39310	WEAR/GUIDE PAD MAIN PLATFORM.....	4
26	97023	RAIL-PLATFORM, FOLDDOWN RS** <i>(ground controls side) (shown)</i>	1
--	97022	RAIL-PLATFORM, FOLDDOWN LS <i>(battery pack side)</i>	1



402.2 Platform Railings and Entry Gate - Fold Down Rails, Round Tube (to SN 42999)
(continued)

This Page Intentionally Left Blank

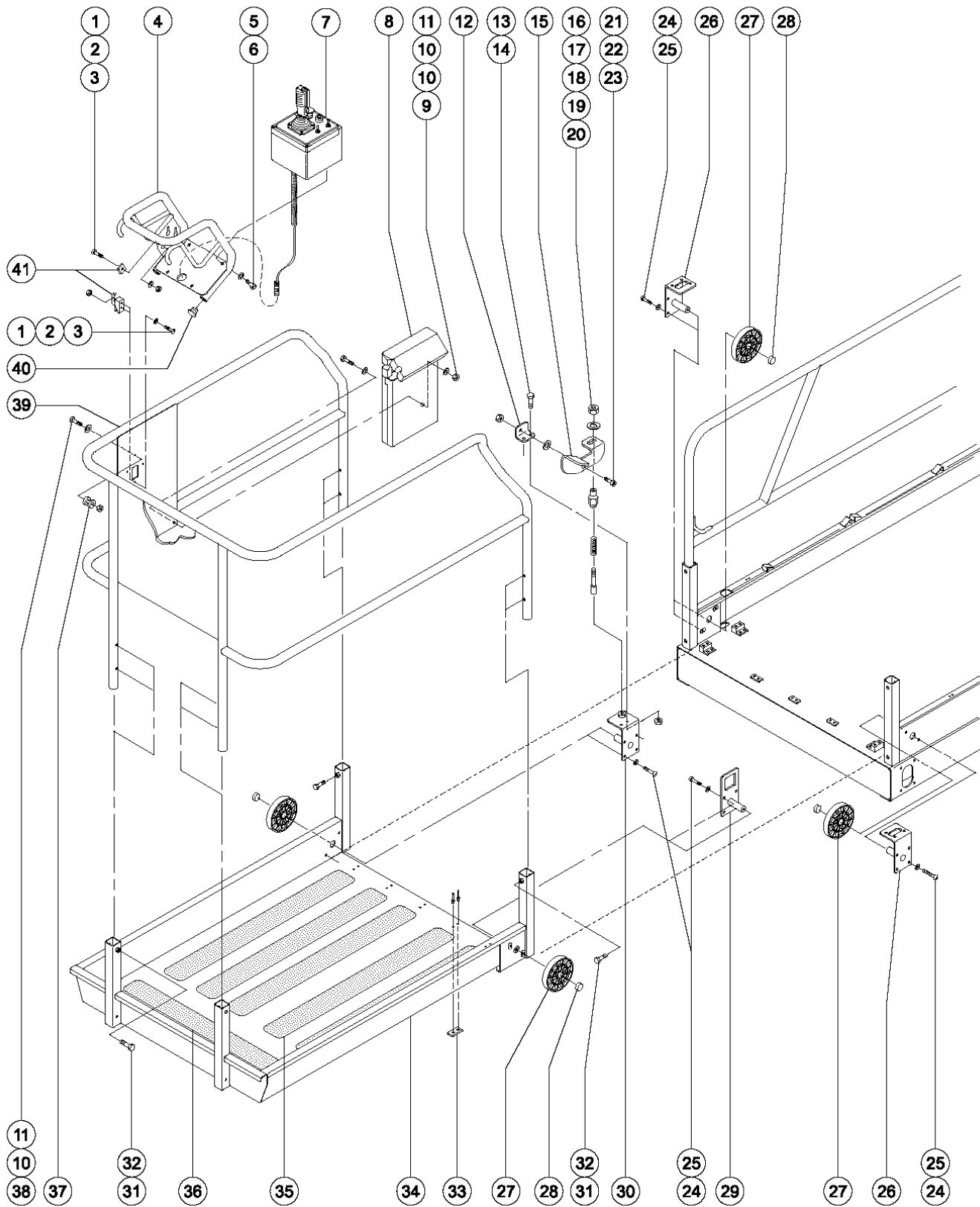
402.3 Platform Railings and Entry Gate - Fold Down Rails, Square Tube (from SN 23568)



402.3 Platform Railings and Entry Gate - Fold Down Rails, Square Tube (from SN 23568)

Item	Part No.	Description	Qty.	Item	Part No.	Description	Qty.
A	97006	PLAT ASSY W/DECALS,S2046,ANS/C		--	97154	PLAT MAIN SQ ASSY GS2046 CE.....1 <i>(includes items 15, 16, and 18-21)</i>	1
--	97007	PLAT ASSY W/DECALS,S2046, CE		17A	97140	PLAT MAIN ASSY SQ GS2646 ANSI.....1 <i>(includes items 15, 16, and 18-21)</i>	1
--	97166	PLTFRM ASSY CMPLT, GS2046AUS		--	97141	PLAT MAIN ASSY SQ GS2646 AUS.....1 <i>(includes items 15, 16, and 18-21)</i>	1
B	97008	PLAT ASSY W/DECALS,S2646,ANS/C		--	97155	PLAT MAIN SQ ASSY GS2646 CE.....1 <i>(includes items 15, 16, and 18-21)</i>	1
--	97009	PLAT ASSY W/DECALS,S2646, CE		17B	97142	PLAT MAIN ASSY SQ GS3246 ANSI.....1 <i>(includes items 15, 16, and 18-21)</i>	1
--	97161	PLTFRM ASSY GS2646 AUS, SQ		--	97143	PLAT MAIN ASSY SQ GS3246 CSA.....1 <i>(includes items 15, 16, and 18-21)</i>	1
C	97010	PLAT ASSY W/DECALS,S3246,ANS/C		--	97157	PLAT MAIN SQ ASSY GS3246 AUS.....1 <i>(includes items 15, 16, and 18-21)</i>	1
--	97011	PLAT ASSY W/DECALS,S3246, CE		--	97159	PLAT MAIN SQ ASSY GS3246 CE.....1 <i>(includes items 15, 16, and 18-21)</i>	1
--	97168	PLTFRM ASSY CMPLT, GS3246AUS		18	39317	STOP PLATFORM ROLLER.....4 <i>(4.14 x 2.5 cm)</i>	4
1	6091	NUT,NYLOCK,1/4-20.....8	8	19	39579	RIVET,STL,STL,.188 X .45.....26	26
2	6638	WASHER,FLAT,USS,1/4"Y.....8	8	20	39474	WEAR PAD,PLATFORM.....3 <i>(5.1 x 2.5 x 0.64 cm)</i>	3
3	6637	SCREW,HHC,1/4-20 X 1.75.....8	8	21	39310	WEAR/GUIDE PAD MAIN PLATFORM.....4	4
4	104804	HINGE, SPRING, LONG LEG.....2	2	22	82052-S	RAIL-GS46 PLAT,MAINDECK RT****.....1 <i>(ground controls side) (shown)</i>	1
5	82054	RAIL-GS46 PLAT ENTRY, MAIN.....1 <i>(includes 1 each item 6)</i>	1	--	82053-S	RAIL-GS46 PLAT,MAINDECK LT.....1 <i>(battery pack side)</i>	1
6	78038	CAP, TUBE, SQ,1.25 X .083.....2	2	23	43392	BUMPER,BATTERY BOX & RAILS.....6	6
7	82056	GATE-GS46 PLATFORM ENTRY.....1 <i>(includes Item 9)</i>	1				
8	22446	SPRING,COMPRESSION .835 X 2.....1	1				
9	65990-S	KIT,GATE LATCH.....1 <i>(includes items 8, 10 and 1 each item 11)</i>	1				
--	66544	LATCH HANDLE					
10	5224	SCREW,HHC,3/8-16 X 2.....1	1				
11	4828	NUT,NYLOCK,3/8-16.....9	9				
12	66030	PIN, WIRE LOCK 3/8 X 2 -1/2.....2	2				
13	8178	SCREW,HHC,3/8-16 X 2.5.....8	8				
14	82055	RAIL-GS46 PLAT ENTRY, MAIN.....1 <i>(battery pack side)</i>	1				
15	47374	TAPE, NON-SKID, DIE CUT, 4" X 32".....8 <i>(10.2 x 81.3 cm)</i>	8				
16	45840	PLUG,NYLON 2.00 BLACK DOMED.....4 <i>(5.1 cm)</i>	4				
17	97139	PLAT MAIN ASSY SQ GS2046 ANSI.....1 <i>(includes items 15, 16, and 18-21)</i>	1				
--	97153	PLAT MAIN ASSY SQ GS2046 AUS.....1 <i>(includes items 15, 16, and 18-21)</i>	1				

403.1 Platform Extension - Rigid Rails

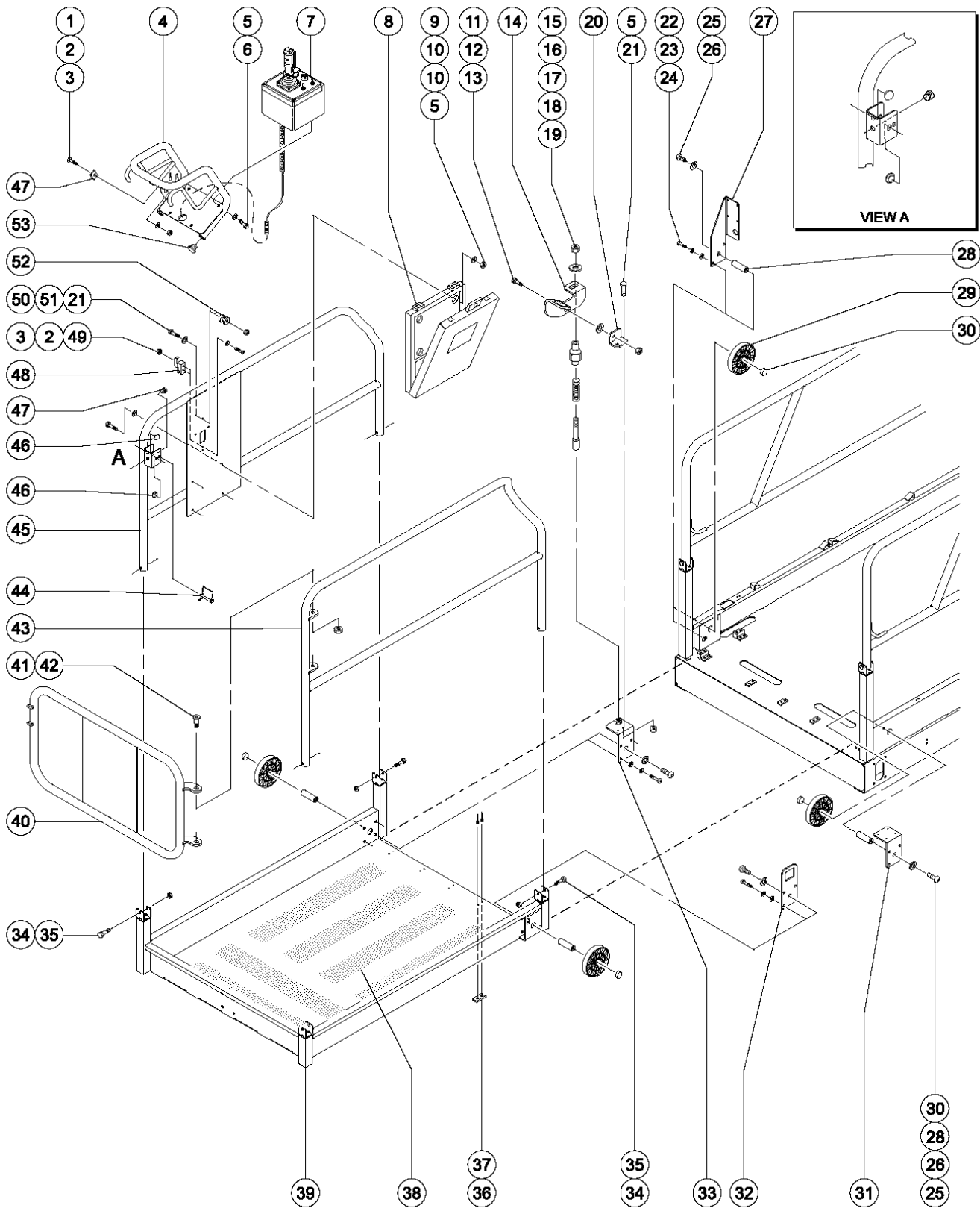


403.1 Platform Extension - Rigid Rails

Item	Part No.	Description	Qty.	Item	Part No.	Description	Qty.
1	47363	SCREW,RHM,8-32 X .50.....	3	27	47163	ROLLER,PLATFORM EXTENSION.....	4
2	35461	WASHER,FLAT,MS,#8,Y.....	3	28	21279	BUTTON, .800 O.D. X .281..... (20.3 mm)	4
3	18605	NUT,NYLOCK,8-32.....	3	29	51290	PLATFORM LANYARD.....	1
4	39796	WELDMENT, ALUM,JOYSTICK GUARD.....	1	30	96413	WLDMT,LOCKING ROLLER SUPPORT.....	1
5	47094	SCREW,HHC,5/16-18 X .50.....	4			(ground controls side)	
6	6886	WASHER,LOCK,,313.....	4	31	39478	SCREW,HHC,3/8-16 X 2 FULL THRD.....	4
7		Ref. Platform Controls..... (refer to Figure 406.1 or Figure 406.2)	1	32	4828	NUT,NYLOCK,3/8-16.....	4
8	44743	MANUAL BOX W/DECALS***..... (ANSI, CSA, Australia)	1	33	39474	WEAR PAD,PLATFORM..... (2 x 1 x 0.25 inch) (5.1 x 2.5 x 0.64 cm)	5
8A	24514	BOX,INSTRUCTION STORAGE..... (CE, Asia, South America)	1	34	97162	PLATFRM EXT ASSY GS46..... (includes items 32, 33, 35 and 36)	1
9	6090	SCREW,HHC,1/4-20 X .75.....	4	35	47098	TAPE,NON-SKID,DIE CUT,4"X 40".....	5
10	6638	WASHER,FLAT,USS,1/4"Y.....	11			(10.2 x 101.6 cm)	
11	6091	NUT,NYLOCK,1/4-20.....	7	36	47374	TAPE,NON-SKID,DIE CUT,4"X 32".....	1
12	47167	BRACKET,FOOT PEDAL SUPPORT.....	1			(10.2 x 81.3 cm)	
13	8914	SCREW,HHC,1/4-20 X .625.....	2	37	66866	BUTTON,JOYSTICK MOUNT,BRASS***.....	3
14	6889	NUT,LP NYLOCK,1/4-20.....	2	38	11968	SCREW,BHHS,1/4-20 X 1.....	3
15	46260	FOOTPEDAL W/NON-SKID TAPE,GS.....	1	39	48668	RAILING-PLAT EXT.W/DECALS,46".....	1
--	47225	TAPE,NON-SKID,DIE CUT,1.38X1.5..... (3.51 x 3.8 cm)	1			(includes items 8, 9, and 4 each items 10 and 11)	
16	7713	NUT,LP NYLOCK,3/8-16.....	1	40	47389	PLUG,ROUND TUBING,1".....	2
17	6097	WASHER,FLAT,USS,3/8",Y.....	1			(2.54 x 1.17 cm)	
18	41630	HOUSING,LOCK PIN.....	1	41	47218	DRAW LATCH,OVER-CENTER***.....	1
19	39469	SPRING,COMPRESSION.485 X1.75**.....	1				
20	39470	PIN, LOCK.....	1				
21	47227	SCREW,SHS,5/16-18 X .25.....	1				
22	47228	WASHER,NYLON,.406 X.750 X.032..... (to SN 1797)	1				
22A	47222	WASHER,SHOULDER,NYLON..... (from SN 1798)	1				
23	6002	NUT,LP NYLOCK,5/16-18.....	1				
24	39429	SCREW,BHHS,3/8-16 X 1.75.....	8				
25	6021	WASHER,LOCK,,375.....	8				
26	39448	WELDMENT,PLATFORM OUTLET.....	2				



403.2 Platform Extension - Fold Down Rails, Round Tube



403.2 Platform Extension - Fold Down Rails, Round Tube

Item	Part No.	Description	Qty.	Item	Part No.	Description	Qty.
1	47363	SCREW,RHM,8-32 X .50.....	3	29	47163	ROLLER,PLATFORM EXTENSION.....	4
2	35461	WASHER,FLAT,MS,#8,Y.....	3	30	21279	BUTTON, .800 O.D. X .281..... (20.3 mm)	4
3	18605	NUT,NYLOCK,8-32.....	3	31	96246	WELDMENT,ROLLER BRACKET,LT***	1
4	39796	WELDMENT, ALUM,JOYSTICK GUARD.....	1			(battery pack side)	
5	6090	SCREW,HHC,1/4-20 X .75.....	4	32	84586	LANYARD ROLLER BRKT ASSY W/DEC.....	1
6	6886	WASHER,LOCK,.313.....	4			(includes one each item 30) (battery pack side)	
7		Ref. Platform Controls..... (refer to Figure 406.2)	4	33	96413	WLDMT,LOCKING ROLLER SUPPORT.....	1
8	44743	MANUAL BOX W/DECALS***	1			(ground controls side)	
		(ANSI, CSA, Australia)		34	8178	SCREW,HHC,3/8-16 X 2.5.....	4
8A	24514	BOX,INSTRUCTION STORAGE..... (CE, Asia, South America)	1	35	4828	NUT,NYLOCK,3/8-16.....	4
9	6091	NUT,NYLOCK,1/4-20.....	7	36	39474	WEAR PAD,PLATFORM..... (5.1 x 2.5 x 0.64 cm)	5
10	6638	WASHER,FLAT,USS,1/4"Y.....	11	37	T113787	RIVET,ALUM,STL,.188 X .250.....	10
11	47227	SCREW,SHS,5/16-18 X .25.....	1	38	47374	TAPE,NON-SKID,DIE CUT,4"X 32"	7
12	47222	WASHER,SHOULDER,NYLON.....	1			(10.2 x 81.3 cm)	
13	6002	NUT,LP NYLOCK,5/16-18.....	1	39	97025	DECK ASSY-EXTENSION, GS46.... (includes items 36-38)	1
14	46260	FOOTPEDAL W/NON-SKID TAPE,GS.....	1	40	97026	RAIL-EXT, FOLD DOWN END**	1
--	47225	TAPE,NON-SKID,DIE CUT,1.38X1.5..... (3.51 x 3.8 cm)	1	41	47255	BOLT,SHORT SHOULDER.....	2
15	7713	NUT,LP NYLOCK,3/8-16.....	1	42	38028	NUT,LP NYLOCK,5/8-11.....	2
16	6097	WASHER,FLAT,USS,3/8",Y.....	1	43A	55537	RAIL-PLATFORM EXT DECK, LS.... (battery pack side) for round rails	1
17	41630	HOUSING,LOCK PIN.....	1	43B	82058	RAIL-GS46 EXT DECK***	1
18	39469	SPRING,COMPRESSION.485 X1.75**.....	1			for square rails	
19	39470	PIN, LOCK.....	1	44	66030	PIN, WIRE LOCK 3/8 X 2 -1/2.....	1
20	47167	BRACKET,FOOT PEDAL SUPPORT.....	1	45	62227	RAIL-EXT DECK,FOLDDOWN RS.....	1
21	6889	NUT,LP NYLOCK,1/4-20.....	2			(ground controls side)	
22	39429	SCREW,BHHS,3/8-16 X 1.75.....	8	46	47478	BUMPER,RUBBER,1"OD X .461 H.....	2
23	6021	WASHER,LOCK,.375.....	8	47	43392	BUMPER,BATTERY BOX & RAILS.....	1
24	5397	WASHER,FLAT,USS,5/16",Y.....	8	48	47218	DRAW LATCH,OVER-CENTER***	1
25	51692	SCREW,BHSC,5/8-11 X 1.....	4	49	78196	SCREW,PHP, 8-32 X 5/8.....	2
26	6036	WASHER,LOCK,.625 PLTD.....	4	50	6888	SCREW,HHC,1/4-20 X 1.....	3
27	96247	WELDMENT,ROLLER BRACKET,RT***	1	51	6638	WASHER,FLAT,USS,1/4"Y.....	3
		(ground controls side)					
28	51367	PIN, THREADED ROLLER..... (to SN 49620) (8.3 cm)	4				
28A	96199	PIN, ROLLER..... (from SN 49621)	4				



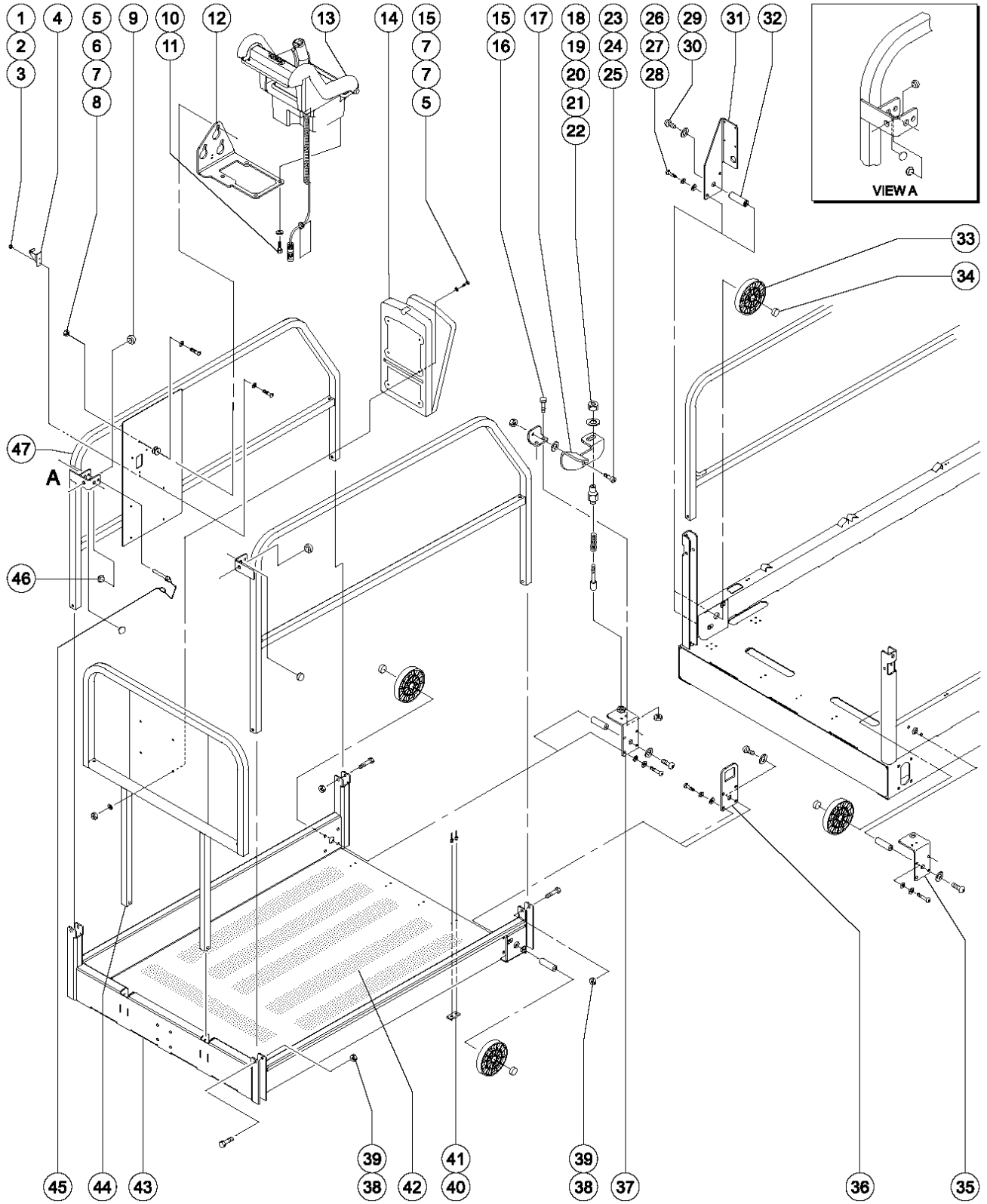
403.2 Platform Extension - Fold Down Rails, Round Tube
(continued)

Item	Part No.	Description	Qty.
52	66866	BUTTON,JOYSTICK MOUNT,BRASS***	3
53	47389	PLUG,ROUND TUBING,1"..... (2.54 cm)	2

403.2 Platform Extension - Fold Down Rails, Round Tube
(continued)

This Page Intentionally Left Blank

403.3 Platform Extension - Fold Down Rails, Square Tube

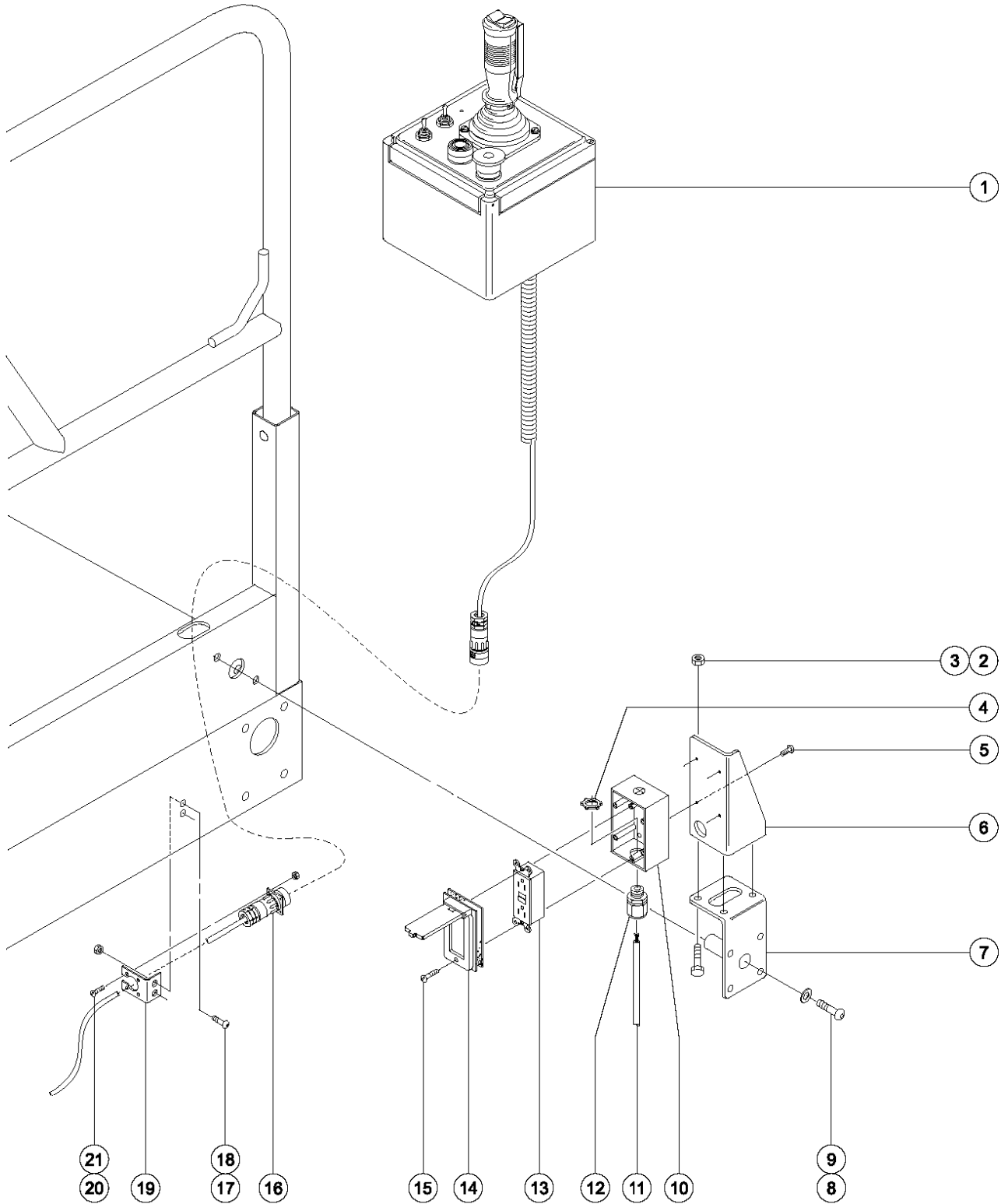


403.3 Platform Extension - Fold Down Rails, Square Tube

Item	Part No.	Description	Qty.	Item	Part No.	Description	Qty.
--	82100-S	GS46 PLAT W/EXT COMPLETE***		29	51692	SCREW,BHSC,5/8-11 X 1.....	4
1	18605	NUT,NYLOCK,8-32.....	2	30	6036	WASHER,LOCK,.625 PLTD.....	4
2	35461	WASHER,FLAT,MS,#8,Y.....	2	31	96247	WELDMENT,ROLLER BRACKET,RT***.....	1
3	55906	SCREW,PHILLIPS,PHM,8-32 X .5...	2			(ground controls side)	
4	65987	LATCH ASSEMBLY-CONTROL BOX.....	1	32	51367	PIN, THREADED ROLLER.....	4
		(includes item 5 and catch)				(to SN 49620)	
5	6091	NUT,NYLOCK,1/4-20.....	7	32A	96199	PIN, ROLLER (from SN 49621)	
6	66866	BUTTON,JOYSTICK MOUNT,BRASS***.....	3	33	47163	ROLLER,PLATFORM EXTENSION.....	4
7	6638	WASHER,FLAT,USS,1/4"Y.....	11	34	21279	BUTTON, .800 O.D. X .281.....	4
8	11968	SCREW,BHHS,1/4-20 X 1.....	3			(20.3 mm)	
9	43392	BUMPER,BATTERY BOX & RAILS.....	6	35	96246	WELDMENT,ROLLER BRACKET,LT***.....	1
10	8255	SCREW,HHC,3/8-16 X .75.....	4			(battery pack side)	
11	6021	WASHER,LOCK,.375.....	4	36	84586	LANYARD ROLLER BRKT ASSY W/DEC.....	1
12	66685	BRACKET,PLAT CONTROL BOX SLAB.....	1			(battery pack side) (includes one each item 34)	
13		Ref. Platform Controls.....	1	37	96413	WLDMT,LOCKING ROLLER SUPPORT.....	1
		(refer to 406.1, 406.2, 406.3, or 406.4)				(ground controls side)	
14	44743	MANUAL BOX W/DECALS***.....	1	38	4828	NUT,NYLOCK,3/8-16.....	4
		(ANSI, CSA, Australia)		39	8178	SCREW,HHC,3/8-16 X 2.5.....	4
14A	24514	BOX,INSTRUCTION STORAGE.....	1	40	39474	WEAR PAD,PLATFORM.....	5
		(CE, Asia, South America)				(5.1 x 2.5 x 0.64 cm)	
15	6090	SCREW,HHC,1/4-20 X .75.....	4	41	39579	RIVET,STL,STL,.188 X .45.....	10
16	6889	NUT,LP NYLOCK,1/4-20.....	2	42	47374	TAPE,NON-SKID,DIE CUT,4"X 32".....	7
17	46260	FOOTPEDAL W/NON-SKID TAPE,GS.....	1			(10.2 x 81.3 cm)	
--	47225	TAPE,NON-SKID,DIE CUT,1.38X1.5.....	1	43	82051-S	GS46 EXT DECK-FOLD DOWN SQ.....	1
		(3.51 x 3.8 cm)				(includes items 40-42)	
18	7713	NUT,LP NYLOCK,3/8-16.....	1	44	82059-S	RAIL-GS46 EXT DECK.....	1
19	6097	WASHER,FLAT,USS,3/8",Y.....	1	45	66030	PIN, WIRE LOCK 3/8 X 2 -1/2.....	2
20	41630	HOUSING,LOCK PIN.....	1	46	47478	BUMPER,RUBBER,1"OD X .461 H.....	3
21	39469	SPRING,COMPRESSION.485 X1.75**.....	1	47	82057	RAIL-GS46 EXT DECK***.....	1
22	39470	PIN, LOCK.....	1			(ground control side)	
23	47227	SCREW,SHS,5/16-18 X .25.....	1	47A	82058	RAIL-GS46 EXT DECK***.....	1
24	47222	WASHER,SHOULDER,NYLON.....	1			(battery pack side)	
25	6002	NUT,LP NYLOCK,5/16-18.....	1				
26	5224	SCREW,HHC,3/8-16 X 2.....	8				
27	6021	WASHER,LOCK,.375.....	8				
28	5397	WASHER,FLAT,USS,5/16",Y.....	8				



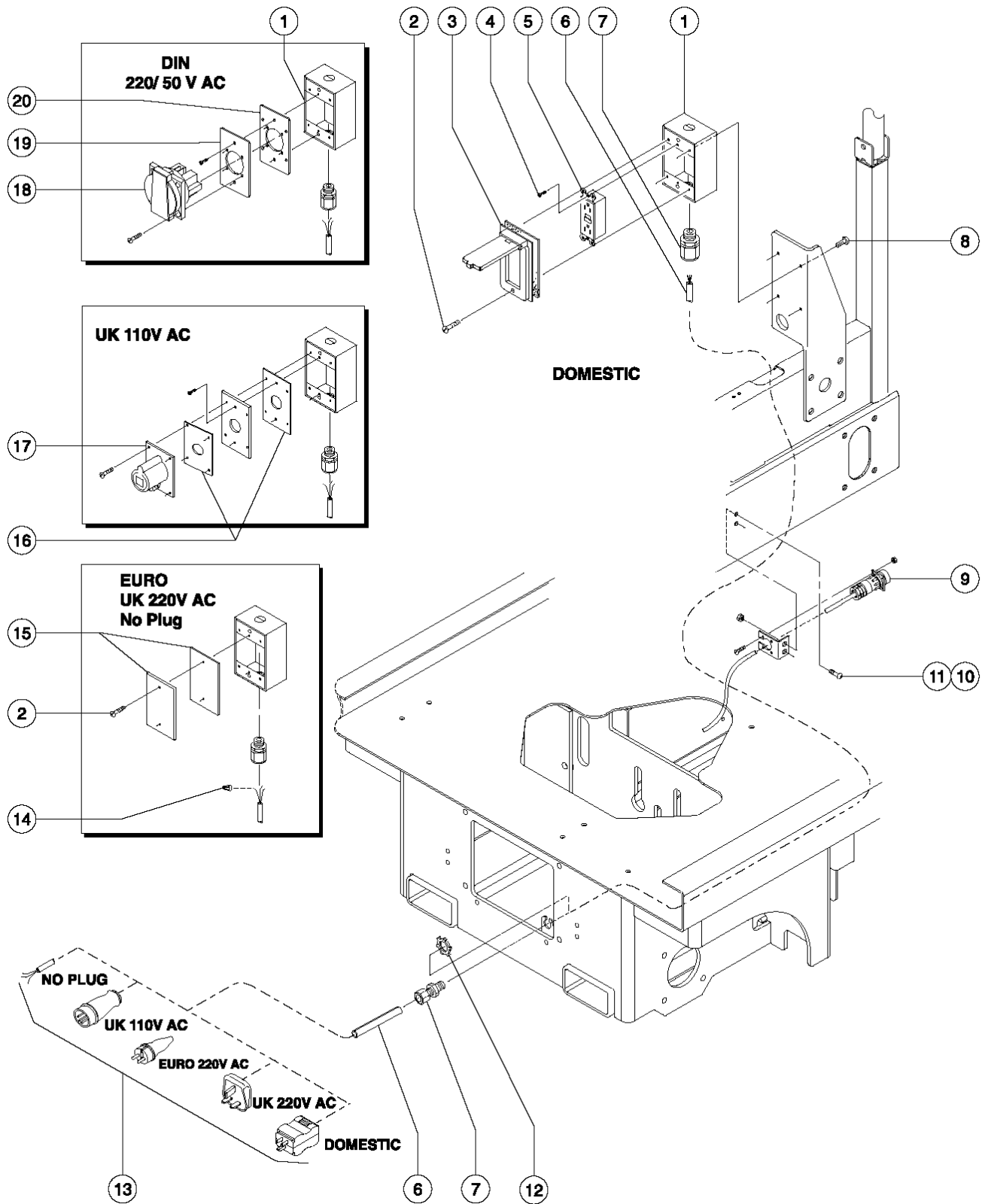
404.1 Power to Platform - Rigid Rails



404.1 Power to Platform - Rigid Rails

Item	Part No.	Description	Qty.
1		Ref. Platform Controls.....1 (refer to Figure 406.1, 406.2, 406.3 or 406.4)	1
2	6889	NUT,LP NYLOCK,1/4-20.....3	3
3	8914	SCREW,HHC,1/4-20 X .625.....3	3
4	6935	LOCKNUT,ELEC,1/2".....1	1
5	33759	SCREW,PHILLIPS,PHM,8-32 X.375.....4	4
6	97124	ROLLER BRKT ASSY W/DECAL....1	1
7		Ref. Weldment - Roller Support, Platform Outlet.....1 (refer to 403.1 or 403.2 or 403.3)	1
8	39429	SCREW,BHHS,3/8-16 X 1.75.....2	2
9	6021	WASHER,LOCK,.375.....2	2
10	10775	T-BOX,2.75 X 4.5 X 2.0.....1	1
11	43956	WIRE CABLE,14/3 CON.TPE JKT*.....456-inches GS-2046 (11.6 m)	1
11A	43956	WIRE CABLE,14/3 CON.TPE JKT*.....516-inches GS-2646 (13.1 m)	1
11B	43956	WIRE CABLE,14/3 CON.TPE JKT*.....624-inches GS-3246 (15.8 m)	1
12	7056	CONN,SQUEEZE,1/2NPT .38-.50,SM.....1 (12.7 mm)	1
13	13585	OUTLET,110V GFCI***.....1 (North America)	1
14	45437	COVER,GFCI,WEATHERPROOF....1 (North America) (includes mounting fasteners)	1
15	12348	SCREW,RHM,6-32 X .75.....2	2
16		Ref. Control Cable Assembly.....2 (refer to Figure 405.1)	2
17	12011	SCREW,BHHS,1/4-20 X .5,Y/ZINC.....1	1
18	6091	NUT,NYLOCK,1/4-20.....1	1
19	47867	BRACKET,JOYSTICK QUICK DISCNT.....1	1
20	40767	SCREW,PHM,4-40 X .38 PHIL.....3	3
21	40766	NUT,NYLOCK,4-40.....3	3

404.2 Power to Platform - Fold Down Rails

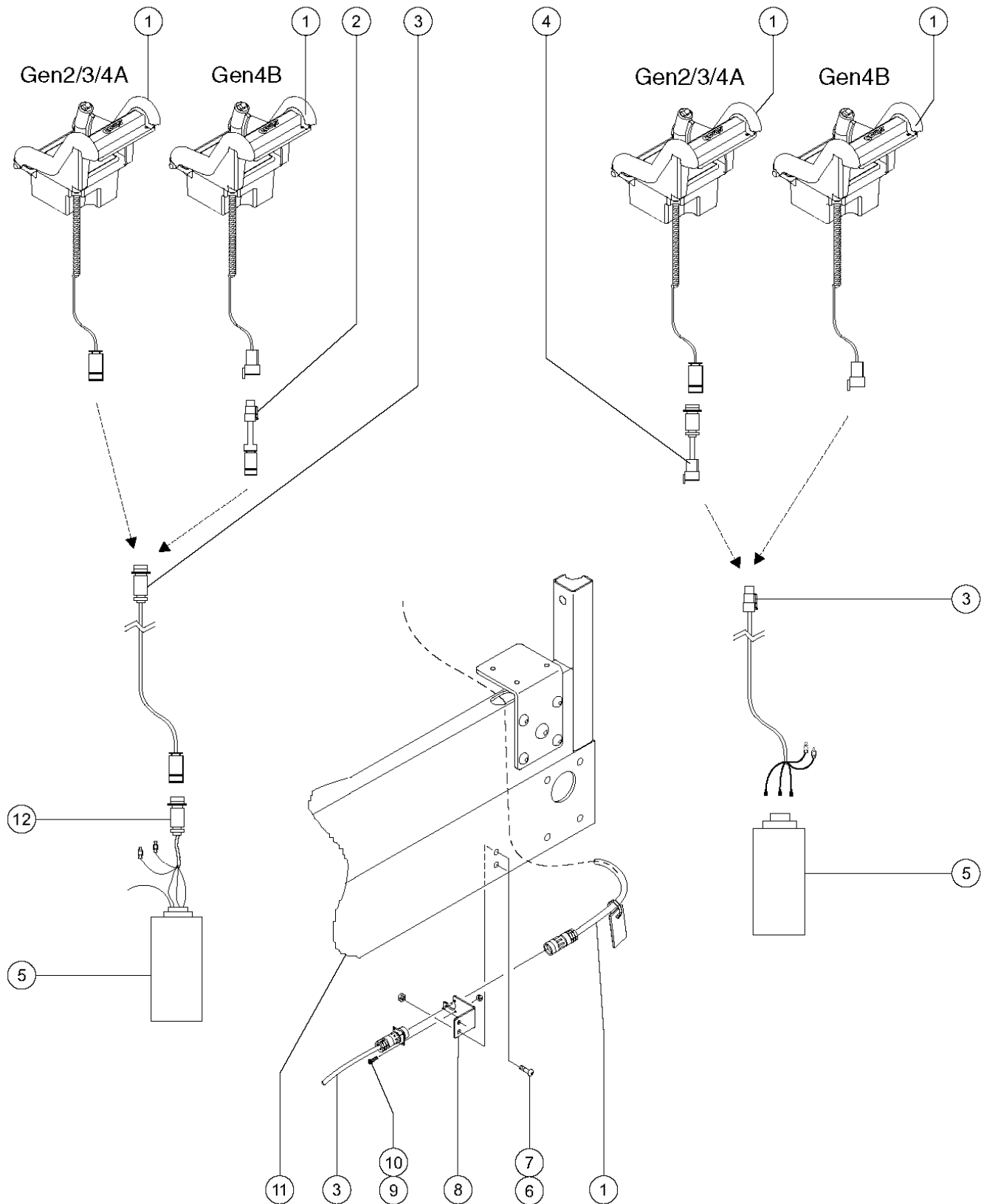


404.2 Power to Platform - Fold Down Rails

Item	Part No.	Description	Qty.	Item	Part No.	Description	Qty.
1	10775	T-BOX,2.75 X 4.5 X 2.0.....	1	18	66353	RECEPTACLE, DIN, 220V 50A.....	1
2	7127	SCREW,PHILLIPS,PHM,6-32 X .75.....	2	19	96236	PLATE,AC ADAPTER,DIN/UK***.....	1
3	45437	COVER,GFCI,WEATHERPROOF....1 (North America) (includes mounting fasteners)	1	20	33724	KIT,GASKET,UK POWER TO PLAT.....1 (includes one each p/n 66355 and 66356)	1
4	45546	SCREW,RHM,6-32 X .5.....	2				
5	13585	OUTLET,110V GFCI***.....	1				
6	43956	WIRE CABLE,14/3 CON.TPE JKT*.....	456-inches GS-2046 (11.6 m)				
6A	43956	WIRE CABLE,14/3 CON.TPE JKT*.....	516-inches GS-2646 (13.1 m)				
6B	43956	WIRE CABLE,14/3 CON.TPE JKT*.....	624-inches GS-3246 (15.8 m)				
7	7056	CONN,SQUEEZE,1/2NPT .38-.50,SM.....	2 (12.7 mm)				
8	78196	SCREW,PHP, 8-32 X 5/8.....	4				
9		Ref. Control Cable Assembly.....	4 (refer to Figure 405.1)				
10	14297	SCREW,BHHS,1/4-20 X .75.....	2				
11	6091	NUT,NYLOCK,1/4-20.....	2				
12	6935	LOCKNUT,ELEC,1/2".....	1				
13	6595	PLUG,ELECTRICAL,DOMESTIC.....	1				
--		Ref. No Plug - Consult Factory.....	1 (component no longer available) refer to BS1362 BUSS TDC180-13A				
--	144161	PLUG,PWR,UK,16AMP,3PIN,BLK...1					
--	25388	PLUG,FUSED,250V,13AMP,U.K.**...1					
--	6666	PLUG,ELECTRICAL,220/50,NOVON.1					
14	6626	WIRE CAP,ORANGE.....	3				
15	10777	COVER,BLANK.....	1				
16	33724	KIT,GASKET,UK POWER TO PLAT.....	1 (includes one each p/n 66355 and 66356)				
--	66355	GASKET, UK & DIN PWR. TO PLAT. 4.6 x 2.9 inches					
--	66356	GASKET, UK RECEPTACLE 2.9 x 2.9 inches					
17	T112563	SVC KIT,UK RECEPT.REPLACEMENT.....	1				



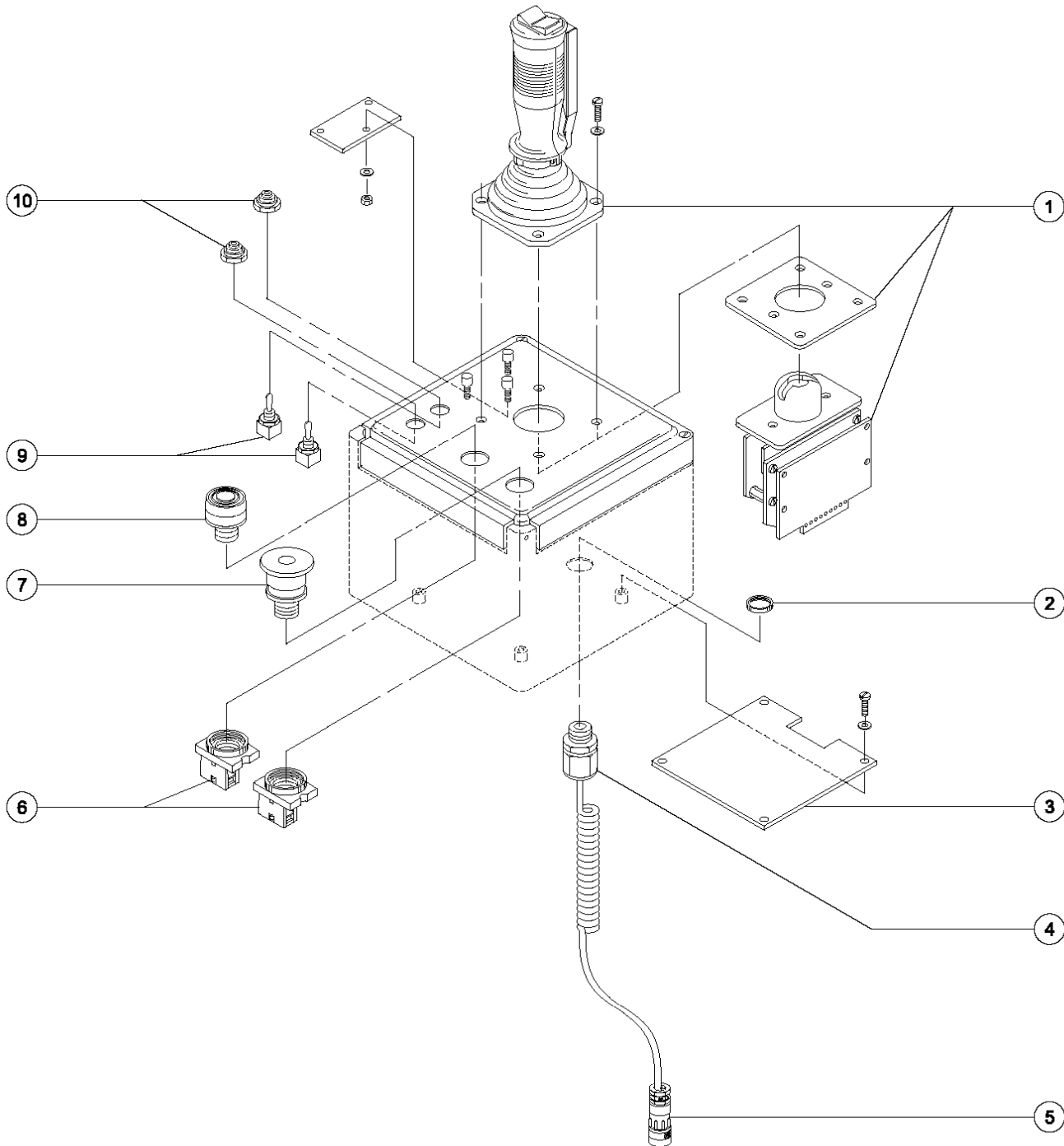
405.1 Control Cable - Chassis to Platform



405.1 Control Cable - Chassis to Platform

Item	Part No.	Description	Qty.
1		Ref. Platform Control Box - Complete (refer to Figures 406.1, 406.2, 406.3 or 406.4)	
2	96019	ADAPTER, HARNESS (to SN 49199) (connects Gen 4 platform controls with Deutsch connector to machine harness with round connector)	
3	51742	WIRE ASSY,GS2046.....1 (from SN 6844 to 49199)	1
--	78314	CONNECTOR KIT,ITT CABLE/WIRE.....1	1
--	96014	WIRE ASSEMBLY,GS2046.....1 (from SN 49200)	1
3A	51743	WIRE ASSY,GS2646.....1 (from SN 6844 to 49199)	1
--	78314	CONNECTOR KIT,ITT CABLE/WIRE.....1	1
--	96015	WIRE ASSEMBLY,GS2646/2632.....1 (from SN 49200)	1
3B	51744	WIRE ASSY,GS3246.....1 (from 6844 to 49199)	1
--	78314	CONNECTOR KIT,ITT CABLE/WIRE.....1 (from SN 6844 to 49199)	1
--	96016	WIRE ASSEMBLY,GS3246.....1 (from SN 49200)	1
4	96020	ADAPTER, HARNESS.....1 (from SN 49200)	1
5		Ref. Electronic Control Module.....1 (refer to Figure 211.1 or 211.2)	1
6	14297	SCREW,BHHS,1/4-20 X .75.....2 (to SN 49199)	2
7	6091	NUT,NYLOCK,1/4-20.....2 (to SN 49199)	2
8	47867	BRACKET,JOYSTICK QUICK DISCNT.....1 (to SN 49199)	1
9	65430	SCREW,PHS,6-32 X 0.25.....3 (to SN 49199)	3
10	12344	NUT,NYLOCK,6-32.....3 (to SN 49199)	3
11		Ref. Platform.....3 (refer to Figures 402.1, 402.2, 402.3, 403.1, 403.2 or 403.3)	3
12	64258	WIRE ASSY,CHASSIS CONTROL PIGT.....1 (to SN 49199)	1

406.1 Platform Controls (to SN 17407)

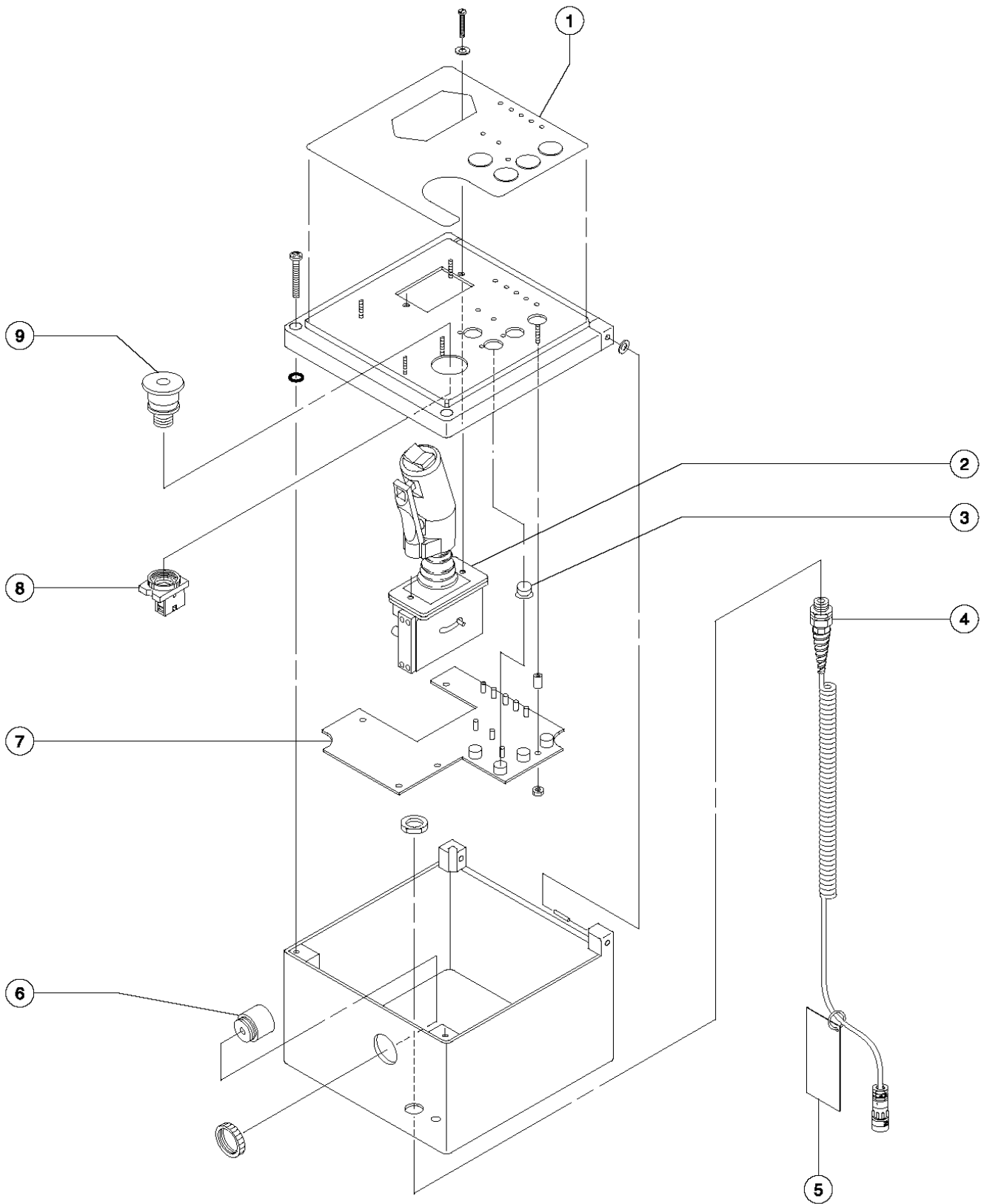


406.1 Platform Controls (to SN 17407)

Item	Part No.	Description	Qty.
--	105295	KIT,GEN1 TO GEN5 CONTRL SYS***	
--	46253	PCB,ASSY,LED,GS JOYSTICK	
--	58914	BOX, GRAY SCISSOR CONTROLLERS	
--	65297	PLATFRM CNTRLS W/DCLS 32/GS46	
--	83126	KIT,CONTROL BOX UPDATE,32/46	
1		Ref. Joystick Controller with Encoder Card <i>(refer to Figure 407.1)</i>	
2	46267	NUT-STRAIN RELIEF-GS JOYSTICK~.....	1
3	105295	KIT,GEN1 TO GEN5 CONTRL SYS***	1
4	46266	STRAIN RELIEF-GS JOYSTICK**~.....	1
5	46254	COIL CORD ASSY,GS JOYSTICK***	1
		<i>includes connector</i>	
6		Ref. Base.....	2
		<i>(refer to items 7 or 8)</i>	
7	66761	SERVICE KIT,E-STOP.....	1
		<i>(this is an update kit; the original E-stop button is no longer available from the supplier. Please note, if this kit has already been installed on the unit, refer to the part numbers listed below)</i>	
--	66812	BUTTON,PUSH,RED MUSHROOM HEAD	
--	66817	BASE WITH 1 NC CONTACT, E-STOP	
--	66818	CONTACT,NC	
8	66762	SERVICE KIT,E-DOWN 3246.....	1
		<i>(this is an update kit; the original black push button is no longer available from the supplier. Please note, if this kit has already been installed on the unit, refer to the part numbers listed below)</i>	
--	66813	BUTTON,PUSH,BLACK W/SEAL***	
--	66815	BASE, W/1 N.O. CONTACTS***	
--	66816	CONTACT,N.O.	
9	66410	TOGGLE SWITCH, PREWIRED***	2
10	27246	BOOT,TOGGLE SWITCH,SHORT*	2



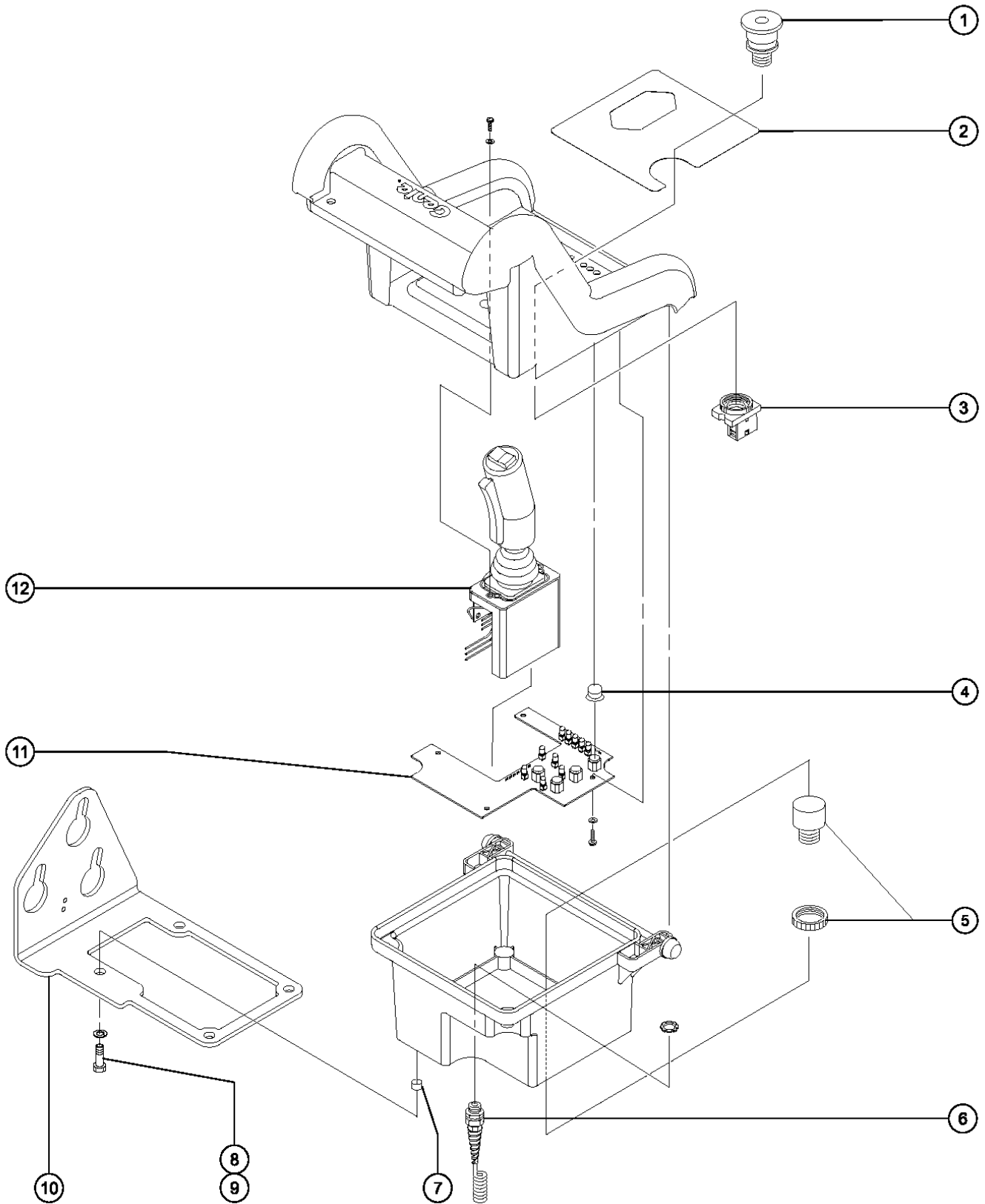
406.2 Platform Controls (from SN 17408 to 42999)



406.2 Platform Controls (from SN 17408 to 42999)

Item	Part No.	Description	Qty.
--	105295	KIT,GEN1 TO GEN5 CONTRL SYS*** <i>(convert Gen 4 to Gen 5)</i>	
--	65297	PLATFRM CNTRLS W/DCLS 32/GS46	
--	83126	KIT,CONTROL BOX UPDATE,32/46 <i>(convert Gen 1-3 to Gen 4)</i>	
1		Ref. Decal - Overlay, Platform Controls.....1 <i>(refer to Figure 101.1)</i>	1
2		Ref. Joystick Controller.....1 <i>(refer to Figure 407.2)</i>	1
3	72254	ACTUATR,SWITCH,UNDER OVERLAY*~.....1	1
4	62223	COIL CORD-JOYSTICK, SLABS.....1 <i>(includes connector)</i>	1
5	66152	DOG TAG, CONTROL BOX.....1	1
6	51860	ALARM ASSY.12VDC,ITT.....1 <i>(Does not include 72326 nut)</i>	1
--	72326	NUT - PLASTIC,RING FOR ALARMS	
7	66158	PC BOARD,PLAT CNTRL,SLAB.....1	1
8		Ref. Base, Push Button.....1 <i>(refer to item 9) (to SN 36365)</i>	1
8A	66817	BASE WITH 1 NC CONTACT, E-STOP.....1 <i>(from SN 36366)</i>	1
--	66818	CONTACT,NC.....1 <i>(from SN 36366)</i>	1
9	66761	SERVICE KIT,E-STOP.....1 <i>(to SN 36365) (this is an update kit; the original E-stop button is no longer available from the supplier. Please note, if this kit has already been installed on the unit, refer to the part numbers listed below)</i>	1
9A	66812	BUTTON,PUSH,RED MUSHROOM HEAD.....1 <i>(from SN 36366)</i>	1
--	66817	BASE WITH 1 NC CONTACT, E-STOP <i>(from SN 36366)</i>	
--	66818	CONTACT,NC <i>(from SN 36366)</i>	

406.3 Platform Controls (from SN 43000 to 48054)

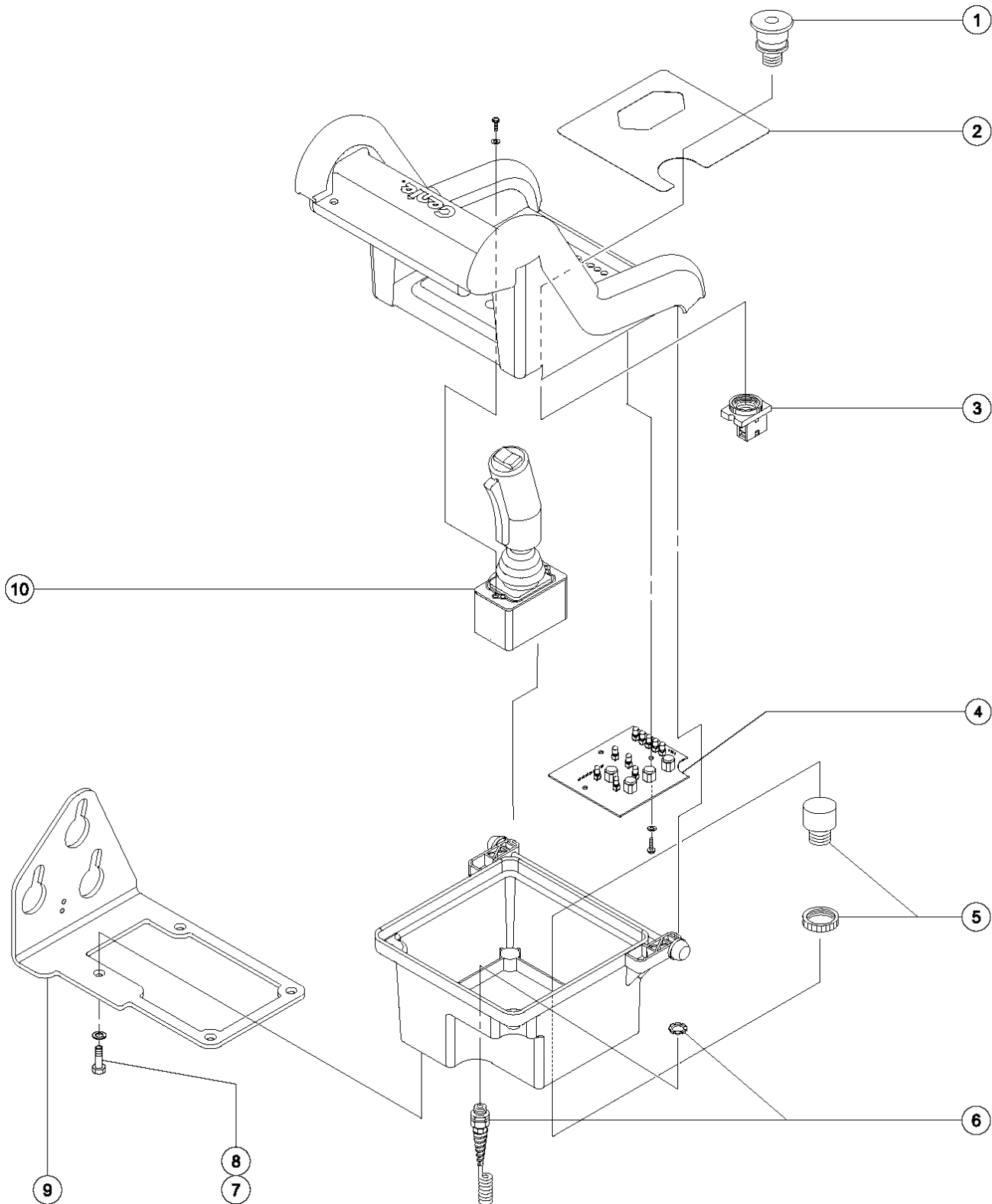


A TEREX BRAND

406.3 Platform Controls (from SN 43000 to 48054)

Item	Part No.	Description	Qty.
--	78805	BOX,MOLDED UPPER CONTROL	
--	96421	PLAT CONTRL,G4,DEC,IPCB,32/46 (complete with decals)	
1	66812	BUTTON,PUSH,RED MUSHROOM HEAD.....	1
2		Ref. Decal - Overlay, Platform Controls..... (refer to Figure 101.1)	1
3	66817	BASE WITH 1 NC CONTACT, E-STOP.....	1
--	66818	CONTACT,NC.....	1
4	72254	ACTUATR,SWITCH,UNDER OVERLAY*~.....	1
5	51860	ALARM ASSY.12VDC,ITT..... (Does not include 72326 nut)	1
--	72326	NUT - PLASTIC,RING FOR ALARMS.....	1
6	62223	COIL CORD-JOYSTICK, SLABS..... (includes connector)	1
7	66843	INSERT, 3/8-16 X .5.....	1
8	8255	SCREW,HHC,3/8-16 X .75.....	4
9	6021	WASHER,LOCK,.375.....	4
10	66685	BRACKET,PLAT CONTROL BOX SLAB.....	1
11	66158	PC BOARD,PLAT CNTRL,SLAB.....	1
12		Ref. Controller - Joystick..... (refer to figure 407.2)	1

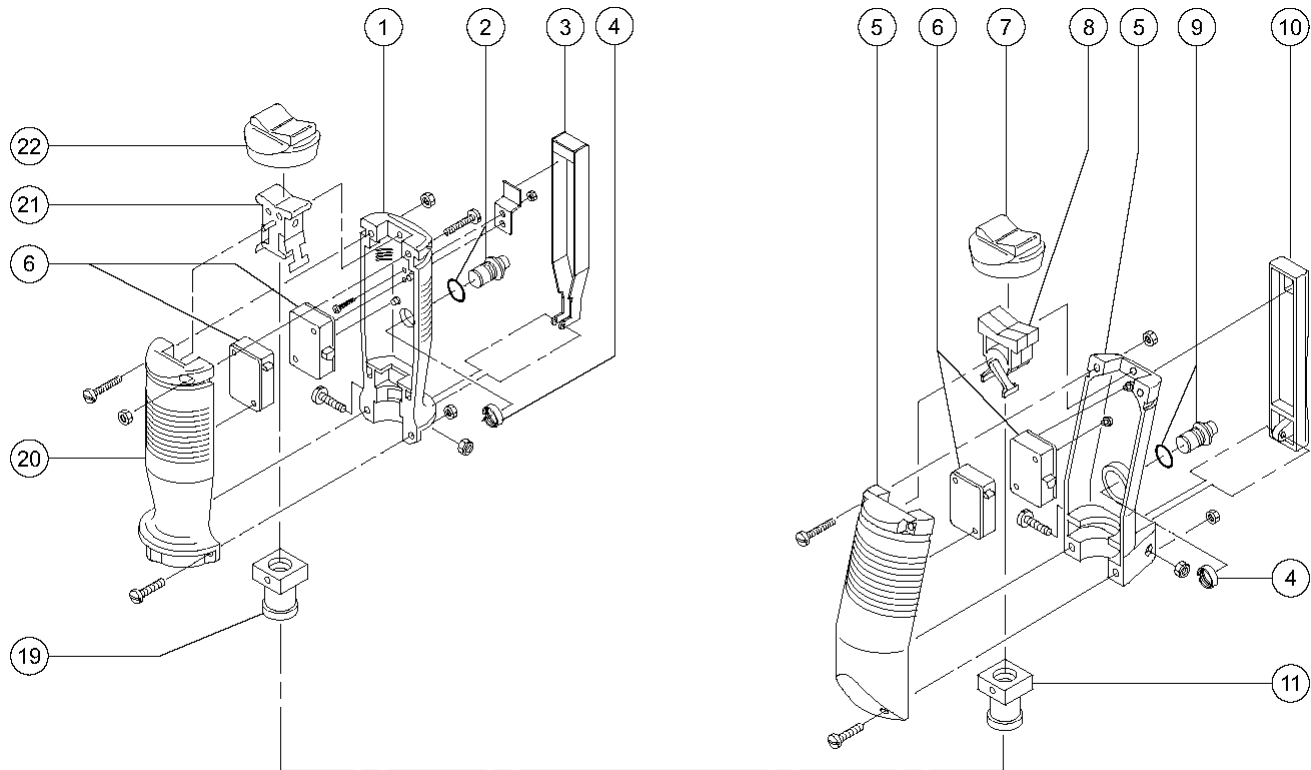
406.4 Platform Controls (from SN 48055)



406.4 Platform Controls (from SN 48055)

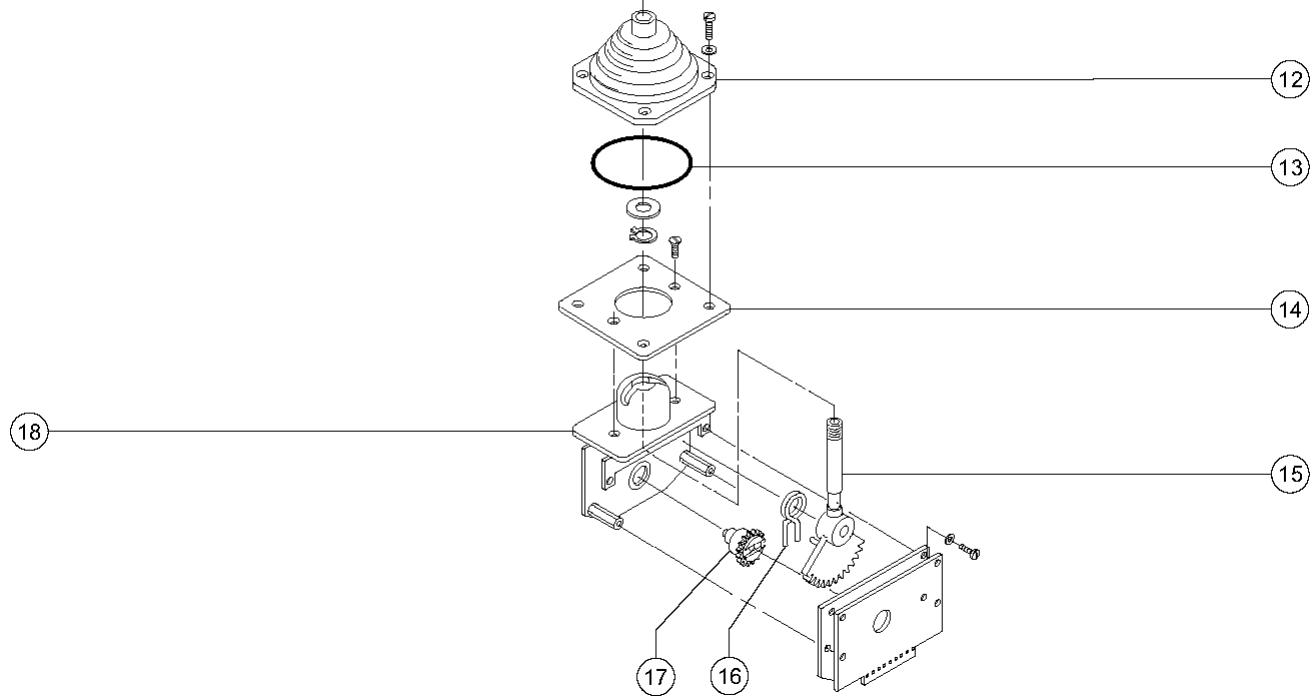
Item	Part No.	Description	Qty.
--	78892	BOX,MOLDED UPPER CONTROL	
--	96020	ADAPTER, HARNESS <i>(connects Gen 4 platform controls with deutsch connector to machines from SN 17408 to 51015)</i>	
--	96421	PLAT CONTRL,G4,DEC,IPCB,32/46	
1	66812	BUTTON,PUSH,RED MUSHROOM HEAD.....	1
2	66157	OVERLAY,PLAT CONTROLLER SLAB.....	1
3	66817	BASE WITH 1 NC CONTACT, E-STOP.....	1
--	66818	CONTACT,NC.....	1
4	78904	PC BOARD,SLAB,GEN 4.....	1
5	51860	ALARM ASSY.12VDC,ITT..... <i>(Does not include 72326 nut)</i>	1
--	72326	NUT - PLASTIC,RING FOR ALARMS.....	1
6	62223	COIL CORD-JOYSTICK, SLABS..... <i>(includes connector)</i>	1
7	8255	SCREW,HHC,3/8-16 X .75.....	4
8	6021	WASHER,LOCK,.375.....	4
9	66685	BRACKET,PLAT CONTROL BOX SLAB.....	1
10		Ref. Controller - Joystick..... <i>(refer to Figure 407.3)</i>	1

407.1 Joystick Controller (to SN 17407)



Control handle with metal function enable switch lever

Control handle with plastic function enable switch lever

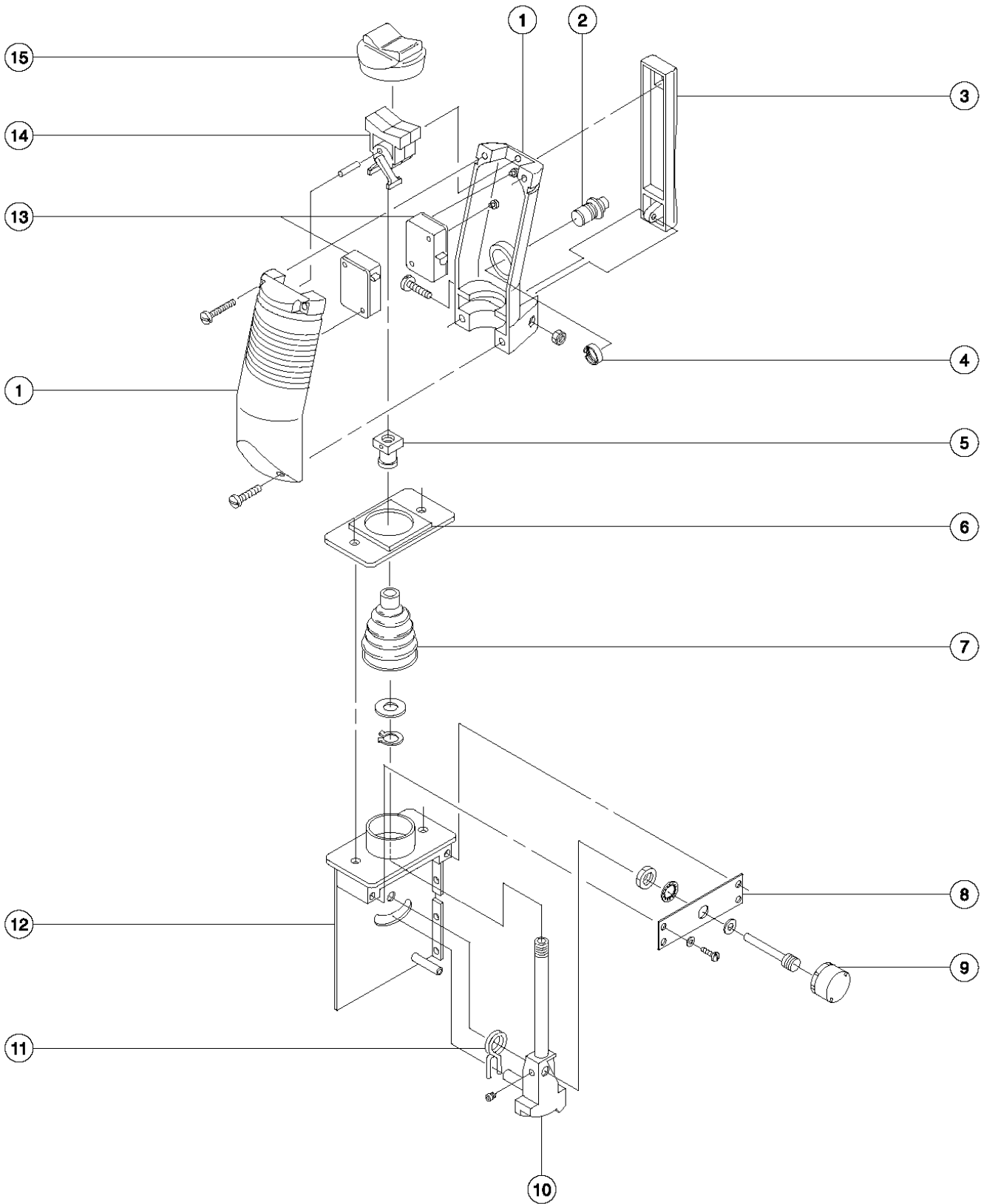


407.1 Joystick Controller (to SN 17407)

Item	Part No.	Description	Qty.	Item	Part No.	Description	Qty.
--		Genie GS-2646 models were produced using one of two different styles of control handles: one with a metal function enable switch lever, the other with a plastic function enable switch lever. A serial number break is not available. Refer to the specific machine to determine the style required. The GS-2046 and GS-3246 models were produced with the plastic function enable switch lever.		11	52043	NUT,JOYSTICK,44988, RGE.....1 <i>(for models with plastic function enable switch)</i>	1
--	44792	HANDLE HALF SET-FOR 44988 <i>(for models with metal function enable switch) (includes items 1-4 and 21)</i>		12	27134	BOOT,CONTROLLER.....1 <i>includes 46272</i>	1
--	44988	JOYSTICK W/ENCODER CARD-GS		--	46272	FLANGE-JOYSTICK MOUNTING,44988.....1	1
--	65805	ENCODER W/PIGTAIL, 44988		13	31526	O-RING,BOOT,CONTROLLER.....1	1
--	69537	BEARING,JOYSTICK (57890)		14		FLANGE-JOYSTICK MOUNTING....1 <i>component no longer available</i>	1
1	46274	HANDLE HALF,ENABLE SW.SIDE-GS.....1 <i>(for models with metal function enable switch)</i>	1	15	46227	SHAFT ASSY, JOYSTICK***.....1	1
2	46270	PUSHBUTTON-FUNC.ENABLW/ORING.1 <i>(for models with metal function enable switch)</i>	1	--	69537	BEARING,JOYSTICK (57890).....1	1
3	46269	LEVER,FUNC.ENABL.SWITCH,METAL.1 <i>(for models with metal function enable switch)</i>	1	16	21434	SPRING & BUSHING KIT,RETURN***.....1	1
4	46271	NUT-MOUNTING,PUSH BUTTON-44988.....1 <i>(for either model)</i>	1	17	19731	GEAR, SLAVE, MS4,45048.....1	1
5	58293	HANDLE KIT,GS JYSTK,BOTH HALVE.....1	1	18	19720	CASTING,45049, 40612.....1	1
6	19722	MICROSWITCH-V319M.....2 <i>(for either model)</i>	2	19	43040	NUT,JS,36867/42032/44988/40612.1 <i>(for models with metal function enable switch)</i>	1
7	43038	BOOT-THUMB ROCKER** BLACK.....1 <i>(for models with plastic function enable switch)</i>	1	20	46275	HANDLE HALF-BACKSIDE,GS JYSTK.....1 <i>(for models with metal function enable switch)</i>	1
8	65178	ROCKER ASSY W/ROLLPIN***.....1 <i>(for models with plastic function enable switch)</i>	1	21		ROCKER ASSEMBLY,45049.....1 <i>for models with metal function enable switch (Part No Longer Available)</i>	1
9	52050	PUSHBUTTON-FUNC.ENABLW/ORING.1 <i>(for models with plastic function enable switch)</i>	1	22	46268	BOOT-THUMB ROCKER, 44988 RED**.....1 <i>(for models with metal function enable switch)</i>	1
10	52042	LEVER,FUNC ENABLE SWITCH,RGE**.....1 <i>(for models with plastic function enable switch)</i>	1				



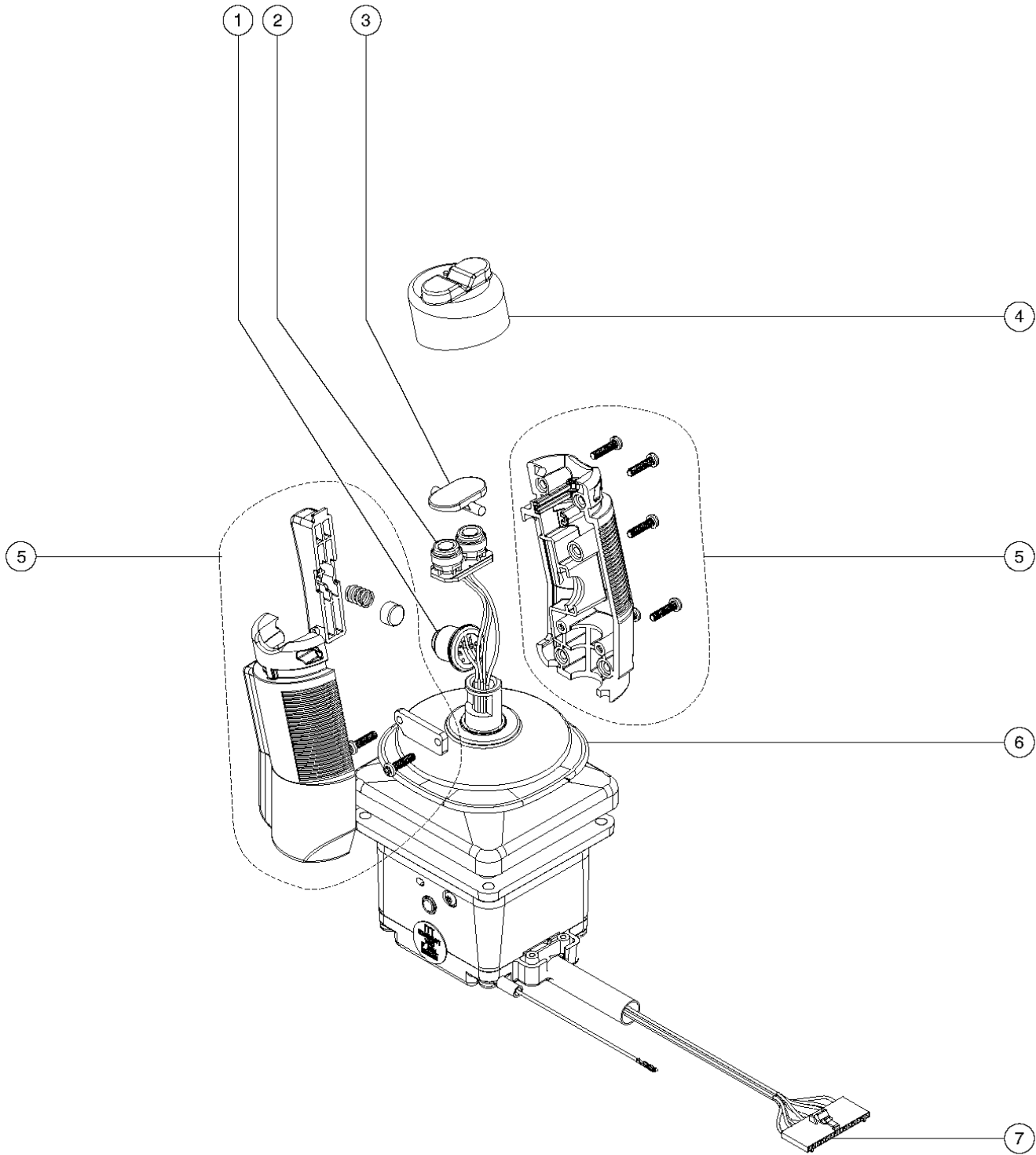
407.2 Joystick Controller (from SN 17408 to 48054)



407.2 Joystick Controller (from SN 17408 to 48054)

Item	Part No.	Description	Qty.
--	62161	JOYSTICK CONTROLLER <i>(complete) (verify OEM P/N prior to ordering, label located on bottom of joystick)</i>	
--	62161H	JOYSTICK CONTROLLER <i>aftermarket joystick replacement</i>	
1	58293	HANDLE KIT,GS JYSTK,BOTH HALVE.....1 <i>Complete</i>	1
2	52050	PUSHBUTTON-FUNC.ENABLW/ORING.1 <i>includes mounting hardware</i>	1
3	52042	LEVER,FUNC ENABLE SWITCH,RGE**1	1
4	46271	NUT-MOUNTING,PUSH BUTTON-44988.....1	1
5	52043	NUT,JOYSTICK,44988, RGE.....1	1
6	52529	GASKET-JOYSTICK.....1	1
7	21427	BOOT,CONTROLLER**.....1	1
8	52527	POTENTIOMETER MOUNT PLATE.....1	1
9	65179	POTENTIOMETER (62161)***1	1
10	52525	SHAFT ASSY,JOYSTICK.....1	1
11	21434	SPRING & BUSHING KIT,RETURN***1	1
12	65180	CASTING-JOYSTICK, GS2032.....1	1
13	19722	MICROSWITCH-V319M.....2	2
14	65178	ROCKER ASSY W/ROLLPIN***1	1
15	19710	BOOT, PROTECTIVE, 45049 BLACK.....1	1

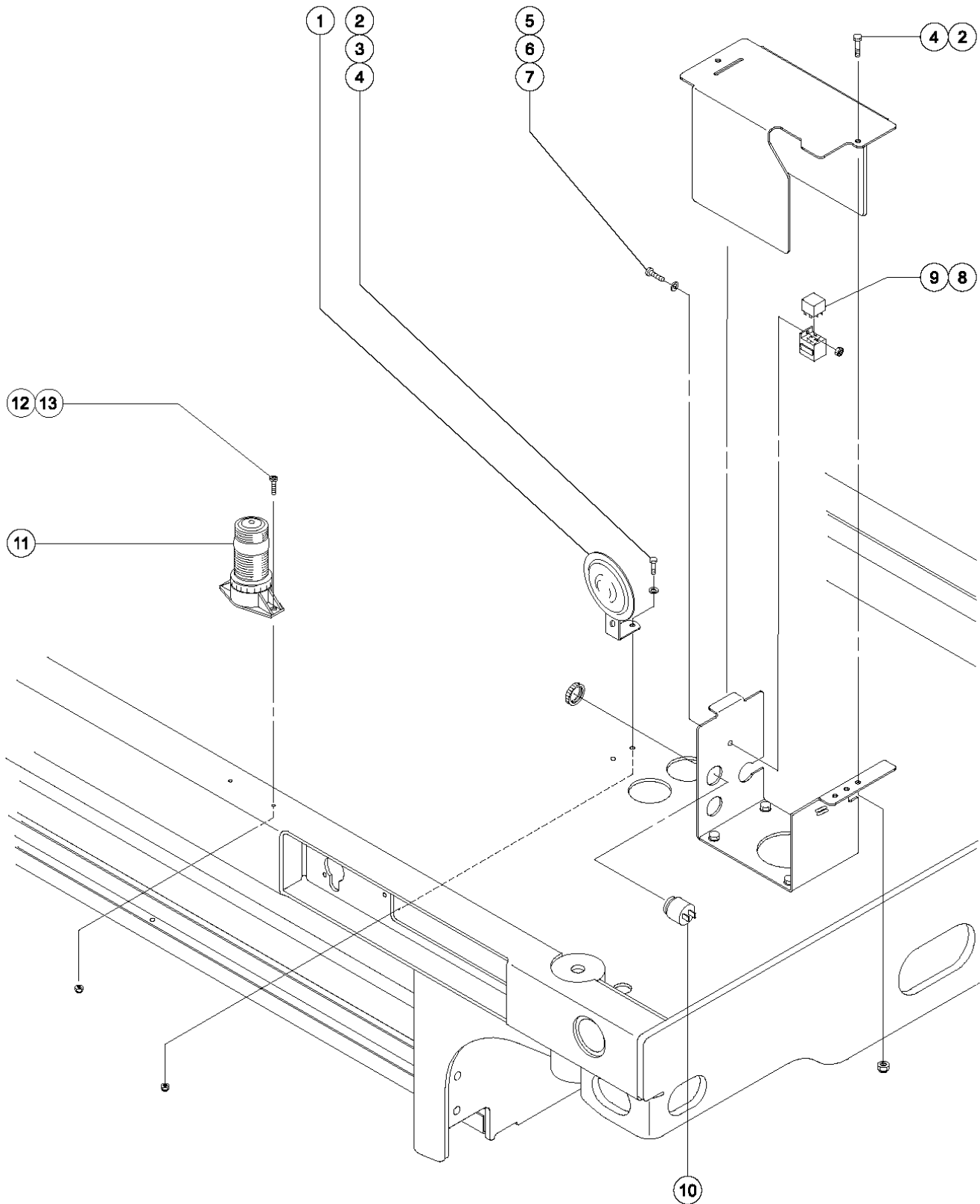
407.3 Joystick Controller (from SN 48055)



407.3 Joystick Controller (from SN 48055)

Item	Part No.	Description	Qty.
--	78903	JOYSTICK,SINGL AXIS,HALL,SLAB* <i>OEM joystick</i>	
--	78903H	JOYSTICK,SINGL AXIS,HALL,SLAB <i>aftermarket joystick</i>	
1	105171	KIT,JOYSTICK ENABLE SWITCH....1	
2	105115	KIT,JOYSTICK STEER SWITCH.....1	
3	150157	JOYSTIC HANDLE/SWITCH KIT.....1 <i>(for joysticks assembly 604038P)</i>	
3A	105109	TURN SWITCH ACTUATOR,JOYSTICK**1 <i>(for all joysticks except 604038P)</i>	
4	97015	BOOT,THUMB ROCKER***1	
5	97014	JOYSTICK HANDLE SET, COMPLETE.....1 <i>(for all joysticks except 604038P)</i>	
6	97013	BOOT, JOYSTICK~1	
7	105172	KIT, PLATFORM PC RECEPT/SOC.....1	

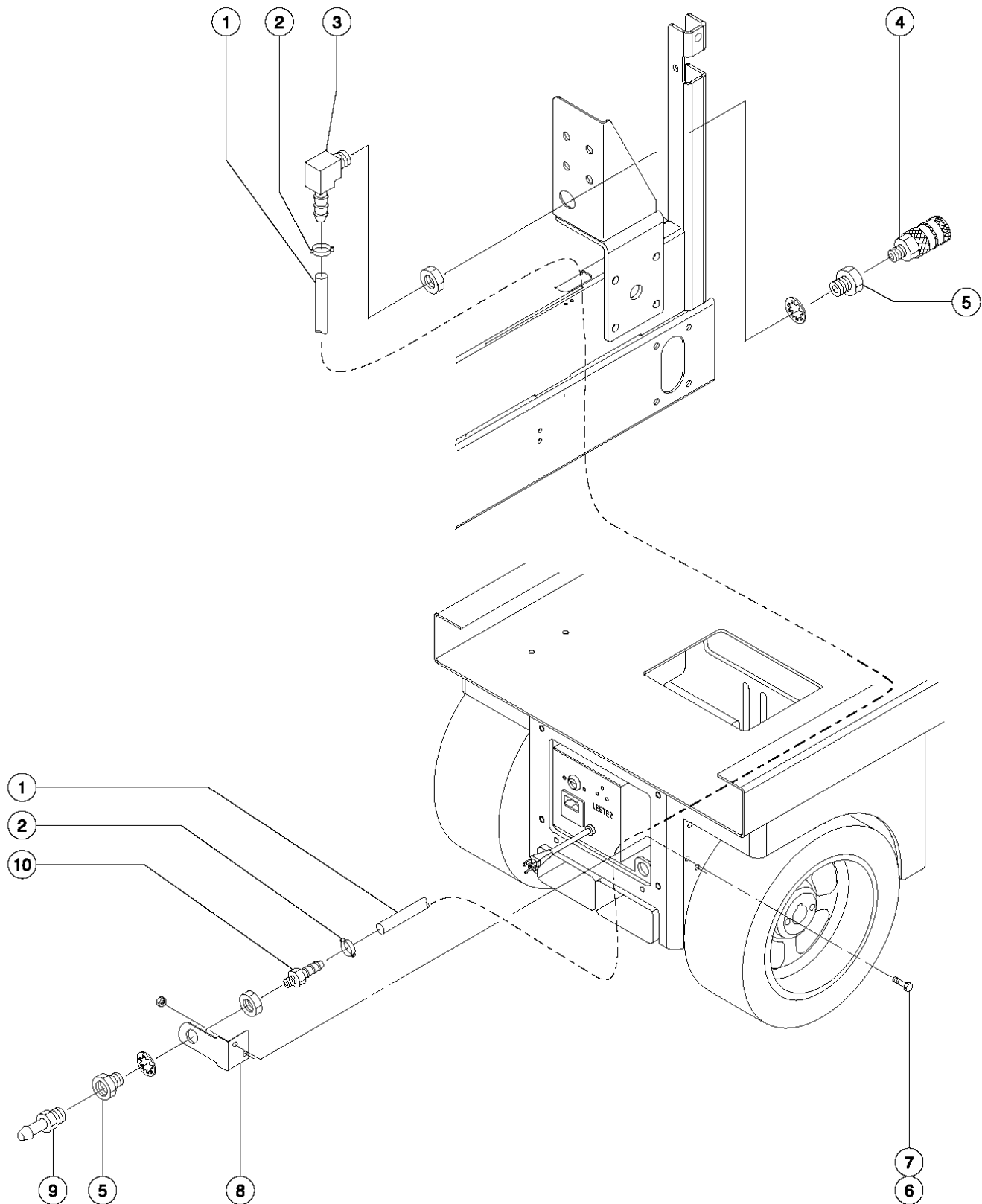
501.1 Alarms - Horn and Flashing Beacon



501.1 Alarms - Horn and Flashing Beacon

Item	Part No.	Description	Qty.
A	47676	GS SLAB AC BEACON <i>(includes wiring harness and installation instructions)</i>	
--	47663	HARNESS,BEACON ACCESSORY, SLAB	
--	48371	INSTALLATION INSTRC.BEACON	
B	47892	GS SLAB AC MOTION ALARM <i>(includes wiring harness and installation instructions)</i>	
--	47662	HARNESS,ALARM ACCESSORY	
--	47679	INSTALLATION INSTRUCT.,ALARM	
C	40826	GS SLAB AC HORN <i>(includes wiring harness and installation instructions)</i>	
--	105992	HORN HARNESS	
--	47680	INSTALLATION INSTRC.HORN	
1	81579	HORN,24VDC,SPADE TERMINALS***	1
2	8914	SCREW,HHC,1/4-20 X .625.....	3
3	6638	WASHER,FLAT,USS,1/4"Y.....	1
4	6091	NUT,NYLOCK,1/4-20.....	3
5	47363	SCREW,RHM,8-32 X .50.....	1
6	35461	WASHER,FLAT,MS,#8,Y.....	1
7	18605	NUT,NYLOCK,8-32.....	1
8	56302	RELAY,24VDC,40/30A,SEALED***..	1
9	34053	ASSY,RELAY SOCKET, AUTO.....	1
10	18963	ALARM.INTERMITTENT TONE.24V..... <i>(Does not include 72326 nut) (104 dB)</i>	1
--	72326	NUT - PLASTIC,RING FOR ALARMS.....	1
11	66909	STROBE,BEACON,W/OUT HARDWARE**	2
		<i>(12-48V DC, amber)</i>	
--	58973	LIGHT,REPLACEMENT BULB (39676).....	2
12	6606	SCREW,RHM,10-32 X .75.....	4
13	6178	NUT,NYLOCK,10-32.....	4

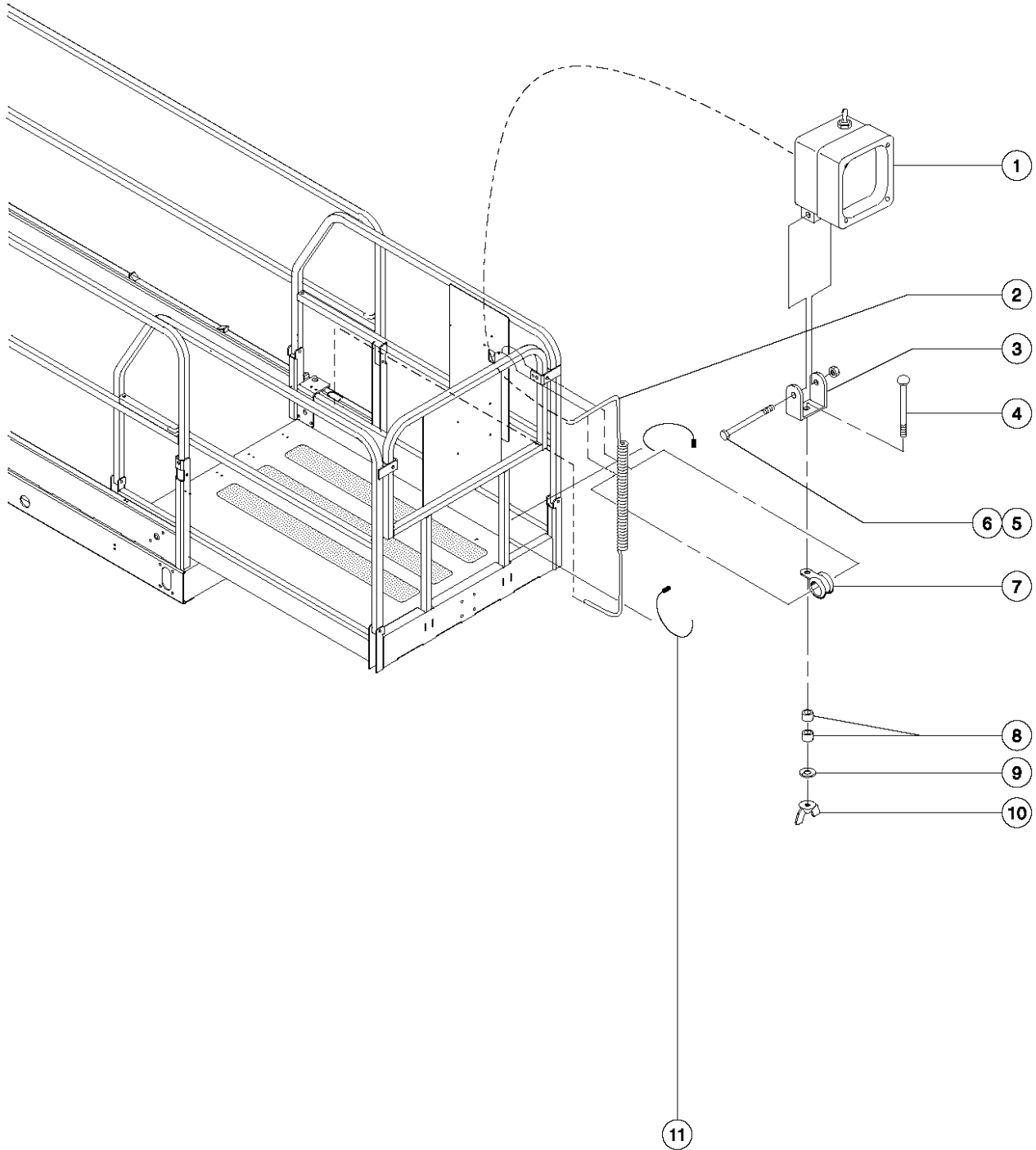
502.1 Air Line to Platform



502.1 Air Line to Platform

Item	Part No.	Description	Qty.
--	47685	GS SLAB AC 2046 AIR TO PLAT <i>(complete)</i>	
--	47686	GS SLAB AC 2646 AIR TO PLAT <i>(complete)</i>	
--	47687	GS SLAB AC 3246 AIR TO PLAT <i>(complete)</i>	
1	27903	HOSE,LOW PRESSURE,.375 ID,BLK.....390-inches GS-2046	
1A	27903	HOSE,LOW PRESSURE,.375 ID,BLK.....490-inches GS-2646	
1B	27903	HOSE,LOW PRESSURE,.375 ID,BLK.....590-inches GS-3246	
2	27902	CLAMP,HOSE,2 EAR, 5/8.....2	
3	27904	HOSE END,BARBED,RIGID,90DEG6-6.....1	
4	27895	COUPLER,1/4"SERIES 3/8 MPT.....1	
5	27900	BULKHEAD,FEMALE X 6 X 6.....2 <i>(includes mounting fasteners)</i>	
6	6019	SCREW,HHC,3/8-16 X 1.25 GRD 5.....2	
7	48 28	Nut - Nylock, 3/8 -16.....2	
8	51595	PLATE,AIRLINE TO PLAT, GS46.....1	
9	27894	PLUG,1/4"SERIES,3/8 MPT.....1	
10	27901	HOSE END,BARBED,RIGID,-6-6.....1	

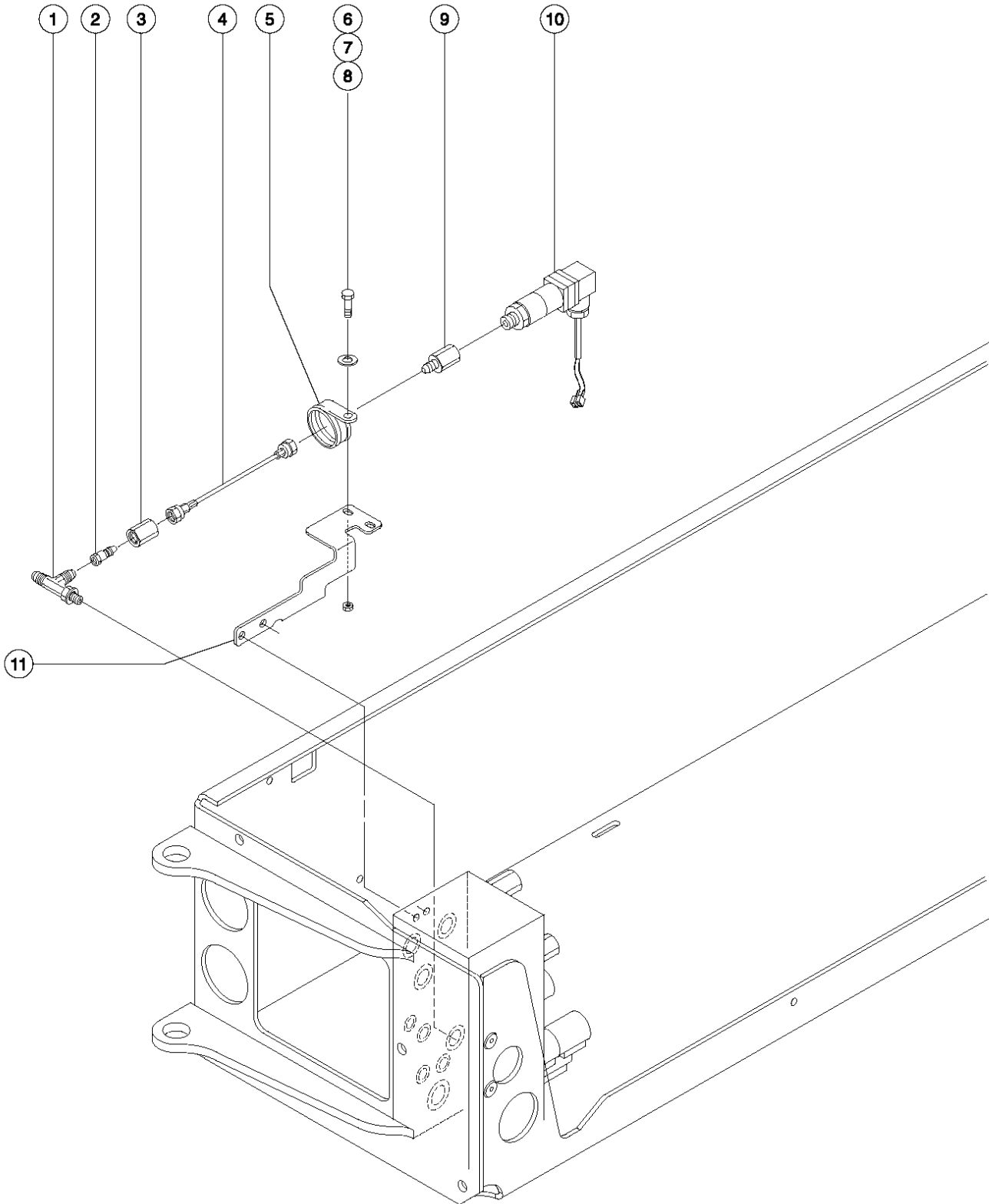
503.1 Platform Worklight



503.1 Platform Worklight

Item	Part No.	Description	Qty.
A	105920	WORKLIGHT ACCES,GS2032/2046 (complete)	
--	105971	WORKLIGHT PIGTAIL ASSY (chassis)	
--	105973	WORKLIGHT CABLE,GS19/20XX (linkset) GS-2046	
B	105921	WORKLIGHT ACCES,GS2632/2646 (complete)	
--	105971	WORKLIGHT PIGTAIL ASSY (chassis)	
--	105974	WORKLIGHT CABLE,GS26XX (linkset) GS-2632, GS-2646	
C	105921	WORKLIGHT ACCES,GS2632/2646 (complete)	
--	105971	WORKLIGHT PIGTAIL ASSY (chassis)	
--	105975	WORKLIGHT CABLE,GS32XX (linkset) GS-3232, GS-3246	
1	144011	WORKLIGHT,24V,COIL CORD.....1	
2	65721	COIL CORD,WORKLIGHT(144011).....1	
3	144011	WORKLIGHT,24V,COIL CORD.....1	
4	65439	BOLT,CARRIAGE,5/16-18 X 2.0,G2.....1	
5	50793	SCREW,HHC,5/16-18 X 2.....1	
6	6782	NUT,NYLOCK,5/16-18.....1	
7	33784	CLAMP,1.31,#21 X 1/4,RUB CUSH.....1 (3.3 cm)	
8	65435	SPACER, .35ID X .785OD X .435.....2 (0.89 x 0.2 x 1.1 cm)	
9	6886	WASHER,LOCK,.313.....1	
10	69229	NUT,WING 5/16-18.....1	
11	28443	CABLE TIE,11.5" BLACK.....2 (29.2 cm)	

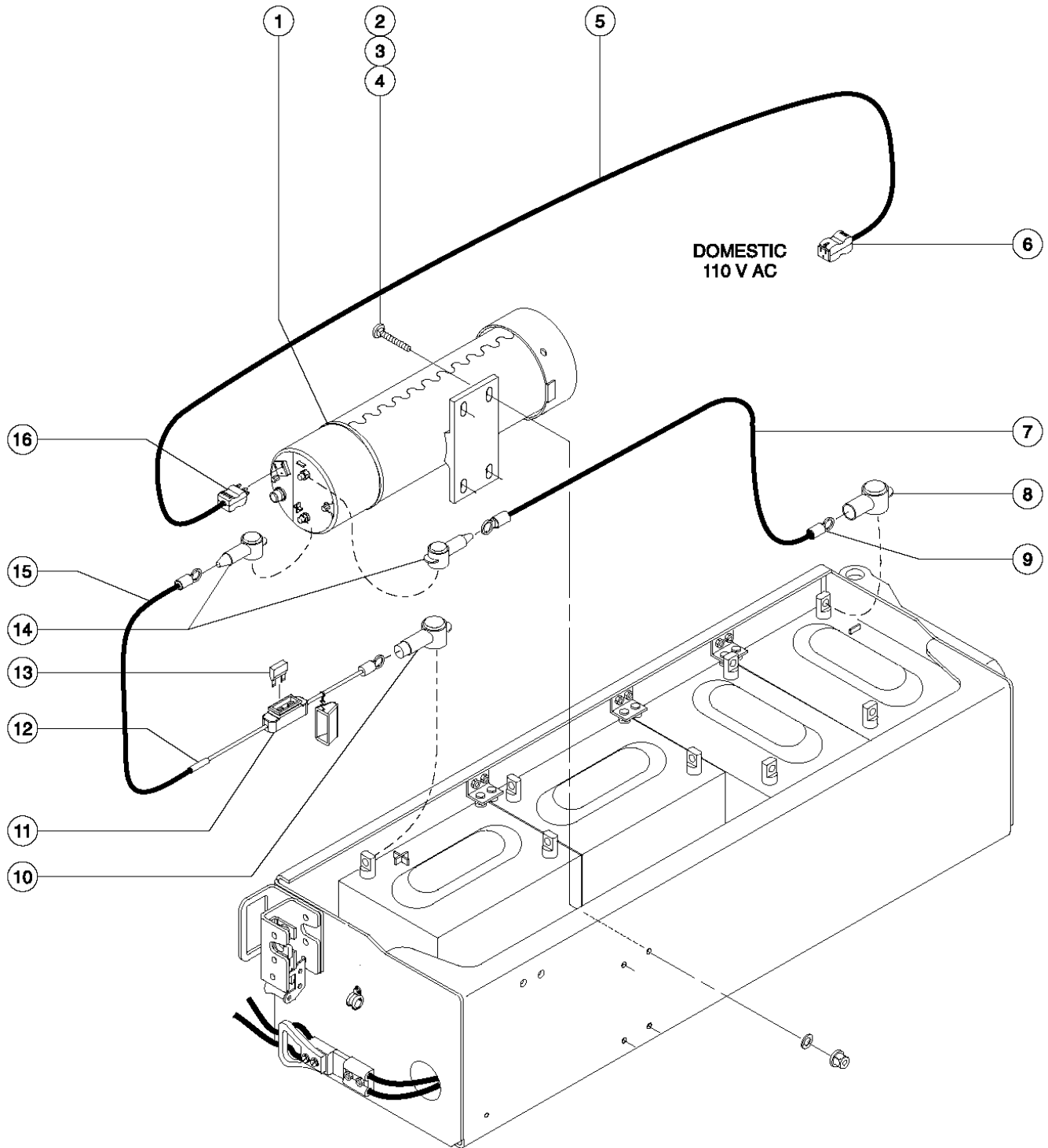
504.1 Platform Overload Protection



504.1 Platform Overload Protection

Item	Part No.	Description	Qty.
--	51328	GS SLAB AC LOAD SENSOR <i>(Complete) (from SN 17408)</i>	
--	66446	GS SLAB AC LD SENSOR (RLY) <i>(Complete) (to SN 17407)</i>	
1	51152	TEE,RUN 070432-6****	1
2	51508	NUT,070110-6	1
3	51153	REDUCER,070123-6-4	1
4	65992	HOSE ASSEMBLY-OVRLOAD PROTE..... <i>(to SN 17407) (components: 78855, 78855, 39887 @ 12 inches)</i>	1
4A	39494	HOSE ASSY,MNFLD TO ACCUMULATOR..... <i>(from SN 17408) (components: 78855, 78855, 39887 @ 10.75 inches)</i>	1
5	39518	CLAMP,2.00,#32 X 3/8,RUB CUSH.....	1
6	6888	SCREW,HHC,1/4-20 X 1	1
7	6638	WASHER,FLAT,USS,1/4"Y	1
8	6091	NUT,NYLOCK,1/4-20	1
9	51154	CONNECTOR,070103-4-4	1
10	51151	SWITCH,PRESS 2500-6000 PSI ADJ.....	1
11		Ref. Bracket - Return Filter..... <i>(refer to Figure 209.1 or 209.2)</i>	1

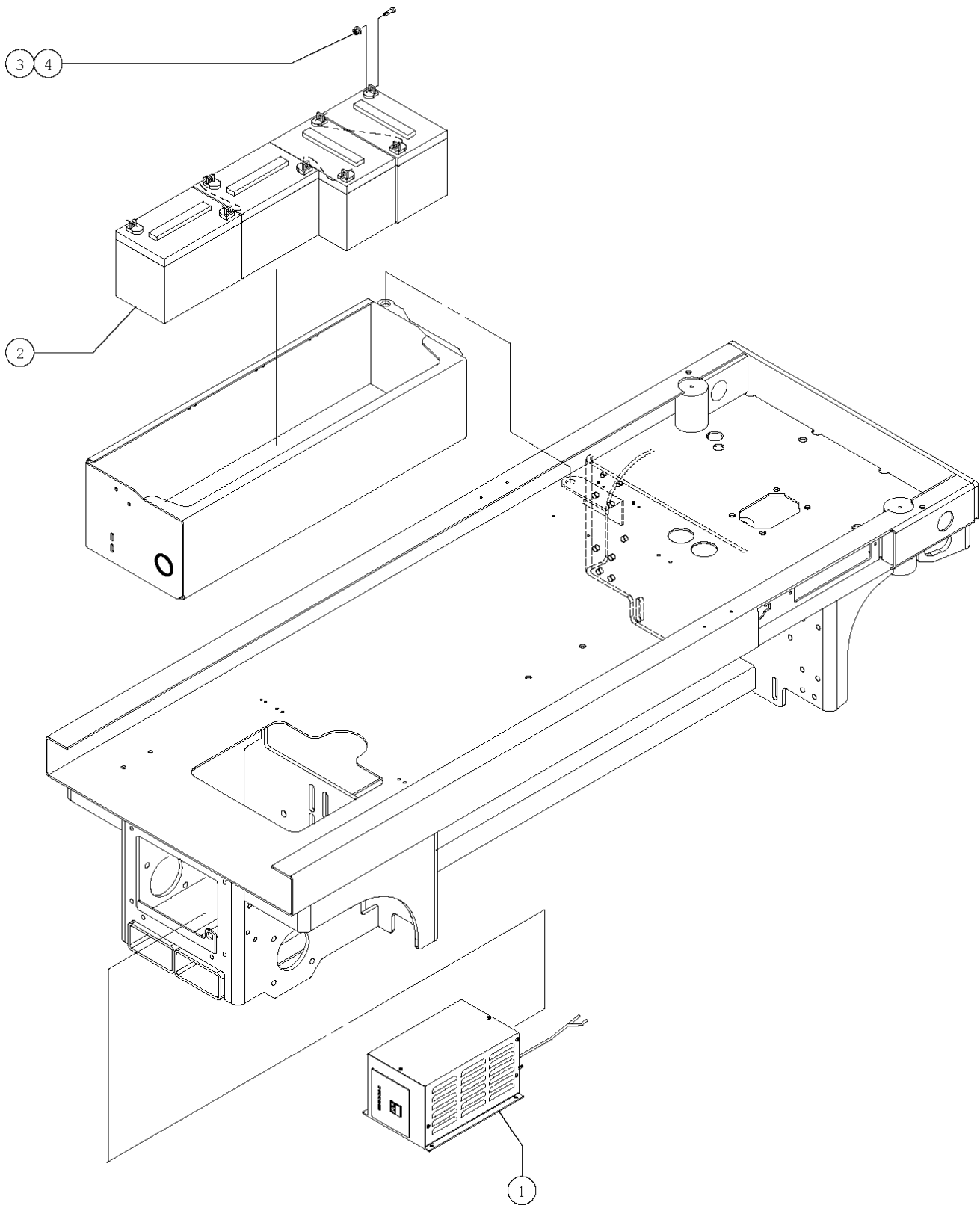
505.1 Voltage Inverter



505.1 Voltage Inverter

Item	Part No.	Description	Qty.
--	51306	HARNESS,INVERTER GS32/GS46	
1		INVERTER <i>component no longer available</i>	
2	66218	BOLT,CARRIAGE,5/16-18 X 1.0,G2.....	4
3	6886	WASHER,LOCK,,313.....	4
4	6782	NUT,NYLOCK,5/16-18.....	4
5	43956	WIRE CABLE,14/3 CON.TPE JKT*.....	144-inches (3.6 m)
6	119404	CONN,RECEP 120AC/15A DOMESTIC.....	1
7	106208	WIRE,6 GA,BLACK,GXL.....	35-inches
8	51147	BOOT,CABLE TERMINAL,LG,RED,2/0.....	1
9	55709	TERMINAL, 3/8" RING, #6GA.....	4
10	55748	BOOT,CABLE TERMINAL,SMALL...	1
11	66808	FUSE/WIRE ASSY, GS46/GS2032.....	1
--	55747	FUSE HOLDER,INLINE,GS.....	1
12	66466	BUTT SPLICE, 6-GA.....	1
13	55726	FUSE,50 AMP.....	1
14	55748	BOOT,CABLE TERMINAL,SMALL...	2
15	106207	WIRE,6 GA,RED,GXL.....	1
16	6595	PLUG,ELECTRICAL,DOMESTIC.....	1

506.1 Battery - Maintenance Free

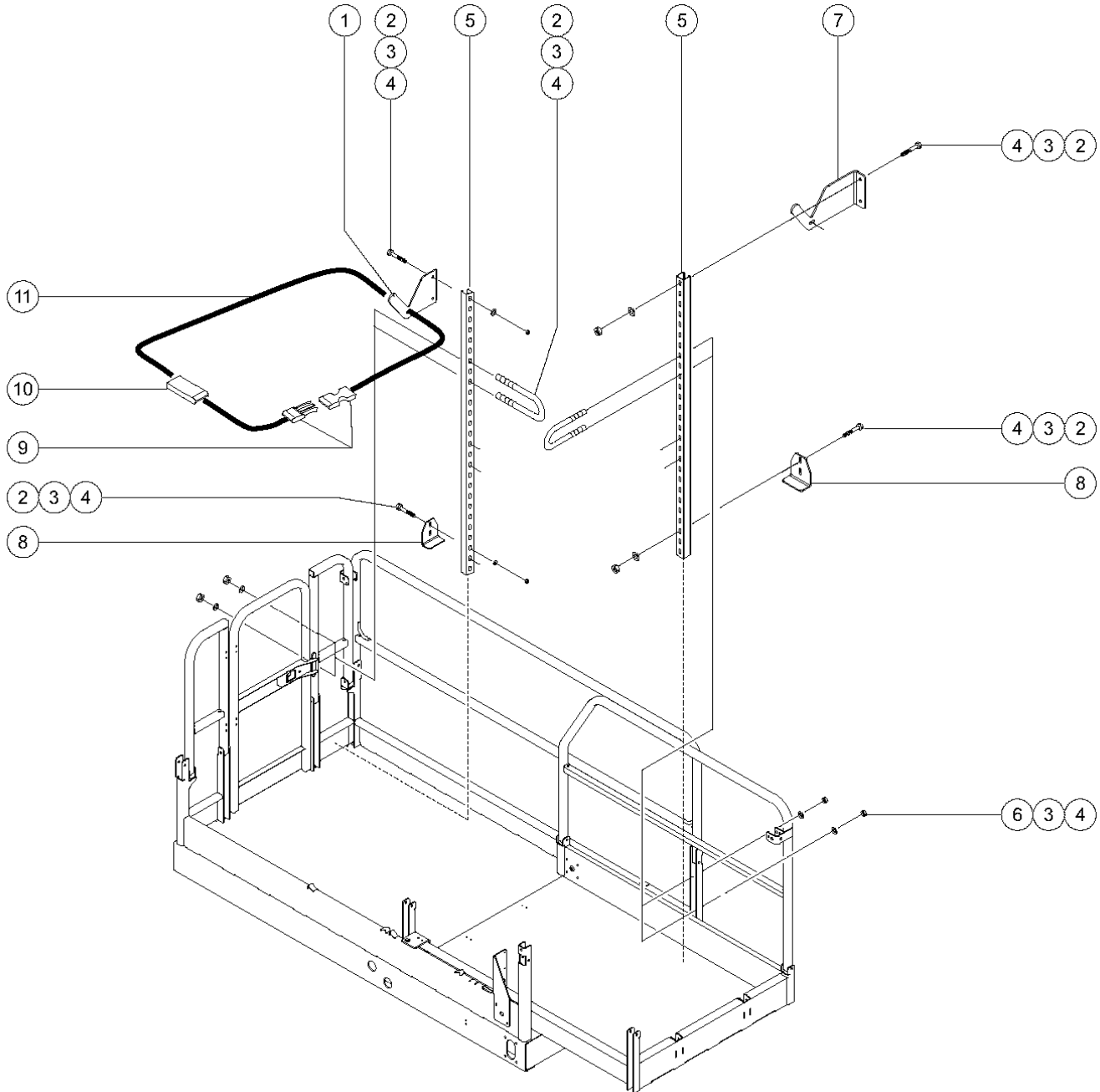


506.1 Battery - Maintenance Free

Item	Part No.	Description	Qty.
--	66380	CHARGER,MAINT. FREE-GS	
1		Ref. Battery Charger <i>(refer to Figure 203.1, 203.2, 203.3 or 203.4)</i>	
2	105150	BATTERY,MAINTENANCE FREE,6V***.....	4
3	18503	NUT,LOCKING-LG.FLANGE,5/16-18.8	
4	10107	SCREW,HHC,5/16-18 X .75.....	8



507.1 Pipe Cradle Assembly



507.1 Pipe Cradle Assembly

Item	Part No.	Description	Qty.
--	66172-S	PIPE CRADLE ASSY. 2046/2646 ** <i>models with round rails</i>	
--	72878	PIPE CRDL,SQ RAILINGS,GS46 <i>models with square rails</i>	
1	79156	PLATE,PIPE HOLDER, GS68.....	1
2	14033	SCREW,HHC,3/8-16 X 2.75.....	8
3	6097	WASHER,FLAT,USS,3/8",Y.....	16
4	4828	NUT,NYLOCK,3/8-16.....	16
5	66171	CHANNEL,PIPE RACK.....	2
6	66472	U-BOLT, SQR, 3/8-16X2X5, PLTD.....	4
		<i>models with square rails</i>	
6A	66216	U-BOLT,3/8-16X1.688X3.718,5PAK.4 <i>models with round rails</i>	
7	66169	FORMING, PIPE HOLDER RACK....	1
8	79158	FORMING,PIPE RACK BASE, GS68.....	2
9	100810	BUCKLE & SLIDE STRAP SET.....	1
10	35643	BUCKLE,SIDE RELEASE.....	2
11	35642	STRAP,NYLON,1.0 IN. BLACK.....	96-inches

Part Number Index

The Part Number Index is a numeric index of all part numbers included in this manual. The index shows what page(s) the part is used on.

Part Number	Page	Part Number	Page	Part Number	Page	Part Number	Page	
100810	163	19284	39, 57-58, 61-62, 93, 101, 109, 111	50, 53, 55, 117-118, 125-126	39038	17-18, 21	39907	23, 25, 45-46, 50
10107	57-58, 61-62, 161	19436	85, 87	39095	89, 91, 97, 99, 105, 107, 113	40265	46, 50	
104804	121	19491	23, 25, 46, 50	39127	89, 91, 97, 99, 105, 107, 113	40434	11-12	
105015	49-50	19506	73, 75	39223	57-58, 82	40536	27	
105109	149	19710	147	39226	57-58, 82	40537	27	
105115	149	19720	145	39227	57-58, 61-62, 77-78	40552	85	
105150	161	19722	145, 147	39232	23, 25	40594	45-46	
105171	149	19731	145	39240	17-18, 21	40766	131	
105172	149	19815	57-58	39250	17-18	40767	131	
105295	58, 137, 139	19871	57-58	39271	43	40826	151	
105334	33	19872	57-58	39301	57-58	40832	57-58	
105390	65	20224	67, 69, 71, 77-78, 82	39310	115, 118, 121	40833	39, 41	
105454	17-18, 21, 43	20912	21	39317	45-46, 115, 117-118, 121	40836	23, 25	
105457	67, 69, 71	21121	93, 101, 103, 109	39347	67	40844	65	
105580	81-82	21279	123, 125-126, 129	39429	123, 125-126, 131	41557-S	93, 101, 103, 109, 111	
105739	27, 31, 33	21427	147	39438P	57-58, 61-62	41630	35, 53, 123, 125-126, 129	
105801	81-82	21434	145, 147	39448	123	41695	45-46	
105907	85, 87	218236	57-58, 61-62	39469	35, 53, 123, 125-126, 129	42019	57-58	
105908	87	219480	57-58, 61-62	39470	35, 53, 123, 125-126, 129	42079	17-18, 21, 43	
105909	87	21982	73, 75	39474	115, 117-118, 121, 123, 125-126, 129	42280	57-58	
105910	87	22446	121	39478	115, 123	43038	145	
105911	85, 87	23083-S	23, 25	39479	17-18, 21	43040	145	
105912	85, 87	24514	123, 125-126, 129	39494	157	43089	12	
105914	85, 87	25388	27, 29, 43, 133	39518	57-58, 61-62, 157	43090	11-12	
105920	155	27134	145	39520	57-58, 61-62	43091	11-12	
105921	155	27246	73, 75, 137	39522	57-58	43094	12	
10597	35, 37, 43, 53	27262	27	39523	58	43392	117-118, 121, 125-126, 129	
105971	155	27488	23, 25	39532	39, 53	43617	12	
105973	155	27643	23, 25, 46, 50	39533	57-58	43618	11-12	
105974	155	27894	153	39540	23, 25	43619	12	
105975	155	27895	153	39542	46, 49-50	43658	12	
105992	151	27900	153	39560	93, 95, 101, 103, 109, 111	43685	65	
106207	159	27901	153	39579	115, 117-118, 121, 129	43696	12	
106208	159	27902	153	39580	17-18, 45-46, 49-50, 55, 61-62, 117-118	43956	43, 131, 133, 159	
10775	131, 133	27903	153	39581	17-18, 21, 45-46, 49-50	44166	67	
10777	133	27904	153	39586	17-18, 21	44167	67	
119404	159	28161	12	39608	115	44168	67, 69, 71	
11966	39, 95, 103, 111	28164	12	39612	15	44169	67, 69, 71	
11968	123, 129	28171	12	39654	115	44170	67, 69, 71	
12011	131	28174	11-12	39673	58, 61-62	44171	67, 69, 71	
12017	27	28175	12	39796	123, 125-126	44174	67, 69, 71	
12344	135	28176	11-12	39870	78	44175	67, 69	
12348	131	28235	11-12	39871	77-78	44176	67	
12906	39, 57-58, 61-62	28236	11-12	39872	77-78, 81-82	44178	67	
12960	25	28443	93, 95, 101, 109, 155	39873	77-78, 81-82	44207	58, 62	
13000	37, 41, 55	29868	25	39874	77-78, 82	44216	43	
13002	37, 39, 41, 55, 57-58	31060	12	39875	77-78, 81-82	44217	43	
13008-6	27	31508	12	39876	77-78	44218	43	
131426	113	31526	145	39877	77-78, 81-82	44220	12	
13585	131, 133	31785	12	39878	77-78, 81-82, 93, 95, 101, 103, 109, 111	44224	43, 67	
13635-10	21	32339	61-62	39879	77-78, 81-82	44225	67, 69, 71	
13826	75	33681	35, 53	39880	77-78, 81-82	44226	67, 69, 71	
14033	43, 89, 91, 97, 99, 105, 107, 113, 115, 163	33724	133	39883	77-78	44227	67, 69, 71	
14041	25	33759	131	39884	77-78, 81-82	44228	67, 69, 71	
14297	23, 133, 135	33784	155	39874	77-78, 82	44229	67, 69, 71	
144011	155	34053	151	39875	77-78, 82	44230	67, 69, 71	
144161	27, 29, 133	35461	123, 125-126, 129, 151	39876	77-78, 81-82	44233	43	
144180	33	35463	45-46, 49-50	39877	77-78	44235	43	
144421	87	35642	163	39878	77-78, 81-82	44236	67, 69	
150157	149	35643	163	39879	77-78, 81-82, 93, 95, 101, 103, 109, 111	44244	85	
16439	93, 101, 109	36388	115	39880	77-78, 81-82	44250	17-18, 21	
18384	89, 91, 97, 99, 105, 107	36874	113	39883	77-78	44254	11-12	
18503	39, 41, 161	37145	12	39879	77-78, 81-82	44255	11-12	
18542	31	37947	73, 75	39880	77-78, 81-82	44716	39	
18605	123, 125-126, 129, 151	38028	17-18, 21, 35, 37, 45-46, 49-50	39883	77-78	44733	35, 53, 93, 101, 109	
18666	39, 41			39890	81-82	44736	11-12	
18722	17-18, 21					44737	12	
18963	151					44743	123, 125-126, 129	
19273	61-62					44750	65	
						44751	65	

Part Number	Page	Part Number	Page	Part Number	Page	Part Number	Page
44752	65	47225	123, 125-126, 129	47680	151	51367	125-126, 129
44753	12			47685	153	51424	93, 101, 109
44777	65	47227	35, 53, 123, 125-126, 129	47686	153	51496	37, 45-46, 49-50
44778	65			47687	153	51505	109
44780	17-18, 21, 43	47228	35, 53, 123	47785	115	51508	157
44781	17-18, 21, 43	47230	45-46, 49-50	47793	39, 41, 57-58, 61-62	51542	109
44782	17-18, 21	47232	25, 39, 41, 58, 61-62			51582	109
44783	17-18, 21			47867	131, 135	51584	109
44788	58, 62	47243	45-46	47892	151	51592	23
44792	145	47244	45-46	47907	45-46	51595	153
44973	93, 101, 103, 109, 111	47255	17-18, 35, 37, 45-46, 49-50, 53, 55, 125-126	47944	115	51596	95, 103, 109, 111
44979	93, 101, 103, 109, 111	47274	45-46	47946	18, 21	51625	82
44980	12	47301	89, 91, 97, 99, 105, 107	47955	93, 95, 101, 103, 109, 111	51638	109
44988	145			48 28	153	51679	67
44994	12	47302	89, 91, 97, 99, 105, 107	4828	18, 21, 43, 45-46, 49-50, 89, 91, 93, 95, 97, 99, 101, 103, 105, 107, 109, 111, 113, 115, 117-118, 121, 123, 125-126, 129, 163	51692	125-126, 129
45071	93, 95, 101, 103, 109, 111	47322	45-46, 49-50			51742	135
45226	93, 95, 101, 103, 109, 111	47323	35, 37, 53, 55			51743	135
45385	23, 25	47324	35, 37, 53, 55			51744	135
45437	131, 133	47325	35			51763	89, 91, 97, 99, 105, 107
45454	39, 41	47326	35			51860	139, 141, 143
45546	133	47331	53			52042	145, 147
45748	17-18, 21	47342	35, 37, 53, 55	48282	29	52043	145, 147
45840	115, 117-118, 121	47363	58, 61-62, 123, 125-126, 151	48324	45-46, 49-50	52050	145, 147
		47374	118, 121, 123, 125-126, 129	48325	45-46, 49-50	52084	11-12
46216	69, 71			48326	45-46, 49-50	52168	29
46225	85	47389	123, 126	48327	45-46, 49-50	52169	29
46227	145	47395	115	48331	11-12	52170	29, 31
46238	11-12	47414	45-46	48334	39, 41	52171	29
46253	137	47440	77-78	48340	93, 101	52172	29, 31
46254	137	47441	77-78, 81-82	48344	89, 97, 99, 105, 107	52173	29, 31
46260	123, 125-126, 129	47442	77-78			52174	29
		47455	35, 37, 53, 55	48345	89, 91, 97, 99, 105, 107	52175	29
46262	12	47458	93, 101, 109, 111	48346	89, 91, 97, 99, 105	52176	29
46266	137	47464	18			5224	121, 129
46267	137	47478	39, 41, 125-126, 129	48347	89, 91, 97, 99, 105	52266	89
46268	145					52267	91
46269	145	47480	39, 41	48348	97, 99	52268	89
46270	145	47502	93, 95, 101, 103, 109, 111	48349	89, 91, 97, 99, 105	52294	27
46271	145, 147					52326	91, 105, 107
46272	145	47510	89, 91, 97, 99, 105, 107	48350	97, 99	52327	105, 107
46274	145			48351	91, 97, 99, 105, 107	52328	105, 107
46275	145	47520	17-18, 21, 46			52329	105, 107
46286	12	47521	18	48352	17-18	52330	105, 107
46287	12	47522	57-58, 61-62	48353	115	52331	105, 107
46288	67, 69, 71	47523	115	48355	43	52332	105, 107
46328	11-12	47524	115	48359	45-46, 49-50	52337	11-12
46332	58, 61-62	47539	45-46, 49-50	48371	151	52356	93, 101, 109
46335	27	47540	45-46, 49-50	48659	67, 71	52364	107
46337	27	47541	45-46, 49-50	48664	85	52397	115
46343	17-18	47547	18	48665	85	52398	115
46347	35	47548	18, 21, 35, 37, 45-46, 49-50, 53, 117-118	48668	123	52399	115
46348	53			48880	67, 69, 71, 77-78, 82	52400	115
47012	77-78, 93, 101, 109	47566	93, 101			52475	12
47046	93, 101, 109	47593	45-46, 49-50	48997	67, 69, 71, 77-78, 82	52494	11-12
47094	123	47625	93, 101, 109			52525	147
47098	115, 123	47630	77-78	49903	85	52527	147
47102	89, 91, 97, 99, 105, 107	47631	77-78	49904	85, 87	52529	147
		47633	77-78, 81-82	49906	85, 87	52561	11-12
47138	115, 117-118	47636	77-78	50793	155	52562	11-12
47148	115	47638	77-78	51063	23, 25, 46, 50	52563	11-12
47160	113	47639	78	51144	89, 91, 97, 99, 105, 107	52594	69, 71
47163	123, 125-126, 129	47641	77-78			52595	67, 69
47167	123, 125-126	47643	77-78, 81-82	51146	45-46, 49-50	52609	11-12
47188	115	47656	45-46, 49-50	51147	39, 159	52610	11-12
47189	17-18	47657	45-46, 49-50	51151	157	52864	15
47190	17-18	47662	151	51152	157	5397	57-58, 61-62, 111, 125-126, 129
47194	23	47663	151	51153	157		
47198	123, 125-126	47666	95, 103	51154	157	55010	33
47222	123, 125-126, 129	47670	77-78	51288	27, 29	55018	33
		47676	151	51290	123	55019	31, 33
		47679	151	51306	159	55021	33
				51328	157	55336	95, 103
						55350	23, 25

Part Number Index (continued)

Part Number	Page	Part Number	Page	Part Number	Page	Part Number	Page
55351	93, 95, 101, 103, 109		109, 111, 115, 123, 125-126,	66205	81-82	66963	87
55355	21		129, 163	66206	65	66976	49-50
55488	95, 103, 111	6146	23, 46, 50	66208	57-58, 61-62	66986	21
55537	125-126	6147	57-58, 61-62	66216	163	66990	49-50
55560	93, 95, 101, 103, 109, 111	6175	18, 21, 25, 39, 43, 45-46, 93, 101, 109, 111	66218	159	6700	39, 53, 58, 61-62
55616	57-58, 61-62			6626	133	6708	115
55620	29	6178	23, 25, 39, 46, 50, 57-58, 61-	66283	82	6782	35, 37, 41, 53, 55, 57-58, 61-
55709	159		62, 151	66284	82		62, 155, 159
55717	93, 103			66353	133	6873	39
55725	23, 25	6198	17-18, 21	66355	133	68817	23
55726	159	62056	11-12	66356	133	68818	25, 75
55739	115, 117-118	62057	11-12	6637	121	6884	21
55747	159	62058	11-12	6638	39, 41, 43, 57-	6886	57-58, 123, 125-
55748	159	62082	67, 69, 71		58, 61-62, 93, 95, 101, 103, 109, 121, 123, 125-126, 129, 151, 157	6888	126, 155, 159 17-18, 21, 43, 61-62, 95, 103, 111, 125-126, 157
55789	61-62	62161	147	66380	161		17-18, 39, 41, 57-58, 61-62, 93, 95, 101, 103, 109, 111, 123, 125-126, 129, 131
55837	82	62161H	147	66446	157	69229	155
55856	57-58, 61-62	62210	107	66452	45-46, 49-50	6935	23, 43, 131, 133
55898	117-118	62223	139, 141, 143	66453	45-46, 49-50	69537	145
55906	129	62227	125-126	66458	23, 25	69580	31
55917	21	62231	27	66459	75	69581	31
55921	65	62233	27	66462	25	69582	31
55953	21	62234	27	66465	93, 101, 103, 109, 111	69583	31
55967	82	62237	27	66466	159	69584	31
55968	81-82	62858-S	27	66470	95, 103, 111	69585	31
55983	35, 37, 53, 55	6356	17-18, 21, 23, 39, 41, 43, 57-	66472	163	69586	31
55991-S	17-18		58, 61-62, 93, 101, 103, 109, 111, 115	66478	31	7056	23, 43, 131, 133
55992-S	17-18			66490	23, 25	7127	133
56100	73, 75	6357	31, 39, 115	66544	121	71349	95, 103, 111
56302	58, 61-62, 151	64213	49-50	6666	27, 29, 43, 133	71706	33
56912	23, 43	64258	135	66666	31	71912	45-46, 49-50, 117-118
58000	93, 95, 101, 103	65052	12	66683	111	72084	11-12
58001	109, 111	65058	12	66685	129, 141, 143	72120	11-12
58128	101, 109	65178	145, 147	66716	49-50	72254	139, 141
58148	95, 111	65179	147	66717	39, 41	72285	27
58230	27	65180	147	66750	21	72326	23, 25, 139, 141, 143, 151
58293	145, 147	65184	69, 71	66761	73, 75, 137, 139		
58592	21	65297	137, 139	66762	137	72833	12
58914	137	65299	23, 25	66765-3000	77-78, 81-82	72853	12
58973	151	65318	61-62	66772	69, 71	72877	49-50
58992	43	65430	135	66777	43	72878	163
58998	67, 69	65432-S	27	66778	21	7339	93, 101, 103, 109, 111
6002	37, 55, 123, 125- 126, 129	65435	155	66808	159	74267	57-58
6019	17-18, 21, 45- 46, 49-50, 53, 95, 103, 111, 115, 117-118, 153	65439	155	66811	75	74468	57-58
6021	25, 58, 61-62, 65, 113, 123, 125-126, 129, 131, 141, 143	65445	21	66812	73, 75, 137, 139, 141, 143	74469	57-58
6033	43	65721	155	66813	23, 25, 137	74470	57-58
6035	21	65734	73	66814	75	76502	39, 41
6036	125-126, 129	65736	57-58	66815	137	77046	12
60790	93	65763	43	66816	75, 137	7713	35, 39, 53, 93, 101, 109, 117- 118, 123, 125- 126, 129
6086	35, 37, 45-46, 49-50, 53, 55	65805	145	66817	25, 73, 75, 137, 139, 141, 143		
6090	25, 39, 41, 43, 115, 123, 125- 126, 129	6595	27, 29, 43, 133, 159	66818	23, 73, 137, 139, 141, 143	78026	11-12
6091	21, 23, 25, 39, 41, 43, 45-46, 57-58, 93, 95, 101, 103, 109, 115, 121, 123, 125-126, 129, 131, 133, 135, 151, 157	65962	69, 71	66825	43	78027	11-12
6095	21	65971-S	37, 55	66829	21	78028	11-12
6097	17-18, 21, 25, 35, 39, 43, 45- 46, 49-50, 53, 93, 95, 101, 103,	65972-S	37, 55	66843	141	78038	121
		65981	55	66866	123, 126, 129	78044	17-18, 21
		65982	37	66871	37, 55	78045	17-18, 21
		65987	129	66900	37, 55	78055	49-50
		65990-S	121	66901	37, 55	78060	21
		65992	157	66909	151	78070	17-18
		65993	107	66945	82	78075	17-18
		66030	117-118, 121, 125-126, 129	66960	87	78076	17-18
		6606	151	66961	87	78077	17-18, 21
		66094	41	66962	87	78093	49-50
		66152	139				
		66157	15, 143				
		66158	139, 141				
		66165	81-82				
		66169	163				
		66171	163				
		66172-S	163				
		66204	57-58, 61-62				

Part Number	Page	Part Number	Page	Part Number	Page
78098	61-62	96008-S	73, 75	97150	117-118
78112	71	96009	73, 75	97151	117-118
78196	125-126, 133	96010	73, 75	97152	117-118
78222	17-18, 21	96011	73, 75	97153	121
78313	58, 61-62	96014	135	97154	121
78314	135	96015	135	97155	121
78422	61-62	96016	135	97157	121
78464-S	27	96019	135	97159	121
78546	57-58, 61-62	96020	135, 143	97160	117-118
78585	57-58, 61-62	96110	39, 41	97161	121
78622	58, 62	96193	65	97162	123
78673	15	96197	21	97163	117-118
78674	25	96199	125-126, 129	97164	117-118
78686	93, 95, 101, 103, 111	96214	27, 29, 31	97165	117-118
78687	101, 103	96236	133	97166	121
78688	111	96246	125-126, 129	97168	121
78698	62	96247	125-126, 129	97169	117-118
78716	87	96257	43	T112563	133
78725	58, 61-62	96317	18, 21	T113787	125-126
78736	21	96413	123, 125-126, 129	T114691	75
78805	141	96416	43		
78864	77-78, 81-82	96417	21		
78876	77-78, 81-82	96419	21		
78877	77-78	96421	141, 143		
78878	77-78, 81-82	96452	73, 75		
78879	77-78, 81-82	96461	43		
78892	143	96948	23, 25, 46, 50		
78897	111	97000	117-118		
78900	111	97001	117-118		
78901	93	97002	117-118		
78903	149	97003	117-118		
78903H	149	97004	117-118		
78904	143	97005	117-118		
78912	103	97006	121		
79156	163	97007	121		
79158	163	97008	121		
80220	73	97009	121		
81579	151	97010	121		
8177	35, 45-46, 49- 50, 53, 55	97011	121		
8178	117-118, 121, 125-126, 129	97013	149		
82051-S	129	97014	149		
82052-S	121	97015	149		
82053-S	121	97016	21		
82054	121	97017	117-118		
82055	121	97018	117-118		
82056	121	97019	117-118		
82057	129	97021	117-118		
82058	125-126, 129	97022	118		
82059-S	129	97023	118		
82100-S	115, 129	97024	117-118		
8220	43	97025	125-126		
82368	12	97026	125-126		
8255	58, 61-62, 109, 117-118, 129, 141, 143	97028	115		
83037	27	97029	115		
83093	73, 75	97030	115		
83126	137, 139	97031	115		
84422	93, 101, 103, 109, 111	97032	115		
84586	125-126, 129	97033	115		
8514	39, 41, 61-62	97055	58		
8516	93, 95, 101, 103, 109	97059	33		
85197	65	97124	131		
8538	18, 35, 53	97134	117-118		
88000	43	97135	117-118		
8914	23, 25, 57-58, 93, 95, 101, 103, 109, 123, 131, 151	97136	117-118		
8915	39, 41	97137	117-118		
94506	75	97138	117-118		
		97139	121		
		97140	121		
		97141	121		
		97142	121		
		97143	121		
		97146	117-118		
		97147	117-118		
		97148	117-118		
		97149	117-118		

Part Description Index

The Part Description Index is an alphabetical index of all part descriptions included in this manual. The index shows what page(s) the part is used on.

2

24V,SYSTEM,E-DOWN GS3246.....23, 25

A

ACCUMULATOR,180 PSI PRECHARGE*...61-62
 A C T U A T R , S W I T C H , U N D E R
 O V E R L A Y * -139, 141
 ADAPTER, HARNESS.....135, 143
 ALARM ASSY.12VDC,ITT.....139, 141, 143
 ALARM,STEADY TONE***.....23, 25
 ALARM.INTERMITTENT TONE.24V.....151
 AMMETER, 39243/47906/66412.....27
 AMMETER-47671 CHARGER,25 AMP.....29, 31
 ARM, POTHOLE CRANK, GS32/46.....45-46, 49-50
 ARM,L POTHOLE CRANK, GS32/46....45-46, 49-50
 ARM-#1 INNER W/DECALS GS2646...89, 97, 99, 105, 107
 ARM-#1 INNER W/DECALS, GS2046.....91
 ARM-#1 OUTER W/BEARINGS GS2646.....89, 91, 97, 99, 105, 107
 ARM-#2 INNER W/BEARINGS,GS2646.....89, 91, 97, 99, 105
 ARM-#2 OUTER W/BEARINGS GS2646.....89, 91, 97, 99, 105
 ARM-#3 INNER (GS-2046).....89
 ARM-#3 INNER W/BEARINGS,GS2646.....97, 99
 ARM-#3 INNER W/BEARINGS,GS3246...105, 107
 ARM-#3 OUTER (GS-2046).....89
 ARM-#3 OUTER W/BEARING GS2646.....89, 91, 97, 99, 105
 ARM-#3 OUTR,BATT.SIDE, GS3246.....105, 107
 ARM-#3 OUTR,ENGINE SIDE,GS68.....107
 A R M - # 3
 O U T R , G R N . C O N T R O L , G S 3 2 4 6105, 107
 ARM-#4 INNER W/BEARING,GS3268.....107
 ARM-#4 INNER W/BEARINGS,GS2646.....97, 99
 ARM-#4 INNER, GS3246.....105, 107
 ARM-#4 OUTER W/BEARING GS2646.....91, 97, 99, 105, 107
 ARM-#4 OUTR,BATT.SIDE, GS3246.....105, 107
 A R M - # 4
 O U T R , G R N . C O N T R O L , G S 3 2 4 6105, 107
 ARM-#5 INNER W/BEARINGS,GS3246.....91, 105, 107
 ARM-SINGLE OUTER, LEFT.....107
 ASSY,RELAY SOCKET, AUTO.....151
 ASSY,SWITCH,TOGGLE,SPDT*****75

B

BALL STUD,GAS STRUT (38593)***.....46, 50
 Base - Push Button.....23
 BASE WITH 1 NC CONTACT, E-STOP.....25, 73, 75, 137, 139, 141, 143
 BASE, W/1 N.O. CONTACTS***.....137
 BASE,W/3 NC CONTACTS.....75

BASE,WITH 2 N.O. CONTACTS***.....75
 BATT CABLE ASSY-BATT.MOD, 2646.....85
 BATT CABLE ASSY.CHASSIS-2646.....85
 BATT.MODULE ASSY W/DECAL-2032.....39, 41
 BATTERY CABLE ASSY 153" RED QD.....87
 BATTERY CABLE ASSY 156" BLK QD.....87
 BATTERY CABLE ASSY 25" RED QD.....87
 BATTERY CABLE ASSY 75" BLK QD.....87
 BATTERY CABLE ASSY,3.5" RED.....85
 BATTERY CABLE ASSY,RED.....87
 BATTERY CHARGER, CONT EUROPE.....31
 BATTERY CHARGER,UPGRADE KIT***27, 29, 31
 BATTERY,MAINTENANCE FREE,6V***.....161
 BATTERY,T105 W/LPT;3 CAP,DRY**.....39, 41
 BEARING,0.75IDX1.00ODX0.38L...17-18, 45-46, 49-50, 55, 61-62, 117-118
 BEARING,0.75IDX1.00ODX0.50L...17-18, 21, 45-46, 49-50
 BEARING,1.00IDX1.25ODX0.49L.....18, 21
 BEARING,1.5IDX1.75ODX1.5L.....93, 95, 101, 103, 109, 111
 BEARING,1.75IDX2.00ODX1.25L...89, 91, 97, 99, 105, 107
 BEARING,2.25IDX2.50ODX1.50L*.....17-18, 21
 BEARING,DRIVE MOTOR GS15/19.....17-18, 21
 BEARING,FL,.75IDX1.25ODX.5 L.....18
 BEARING,FL,0.75ID X 1 OD X .49.....18, 21, 35, 37, 45-46, 49-50, 53, 117-118
 BEARING,FL,1.75IDX2.25ODX.85L.....89, 91, 97, 99, 105, 107
 BEARING,JOYSTICK (57890).....145
 BEARING,MOTOR.....65
 BEARING,MOTOR,36843,BRUSH END*.....65
 BELLCRANK,STEER W/BEARING 2646....17-18
 BLOCK, PLATFORM ANCHOR.....113
 BLOCK,MODULE TRAY STOP.....45-46
 BOLT, SHOULDER, LARGE FLANGE.....49-50
 BOLT, WIDE SHOULDER.....18
 BOLT,CARRIAGE,3/8-16 X1.50,G5.....93
 BOLT,CARRIAGE,5/16-18 X 1.0,G2.....159
 BOLT,CARRIAGE,5/16-18 X 2.0,G2.....155
 BOLT,SHORT SHOULDER.....17-18, 35, 37, 45-46, 49-50, 53, 55, 125-126
 BOLT,SHOULDER,5/8-11 X 1.19 LT.....45-46, 49-50, 117-118
 BOOT, JOYSTICK-.....149
 BOOT, PROTECTIVE, 45049 BLACK.....147
 BOOT,CABLE TERMINAL COVER.....39, 41
 BOOT,CABLE TERMINAL,LG,RED,2/0.....39, 159
 BOOT,CABLE TERMINAL,SMALL.....159
 BOOT,CONTROLLER.....145
 BOOT,CONTROLLER**.....147
 BOOT,THUMB ROCKER***149
 BOOT,TOGGLE SWITCH,SHORT*.....73, 75, 137
 BOOT-THUMB ROCKER** BLACK.....145
 BOOT-THUMB ROCKER, 44988 RED**.....145
 BOX, GRAY SCISSOR CONTROLLERS.....137
 BOX,INSTRUCTION STORAGE.....123, 125-126, 129
 BOX,MOLDED UPPER CONTROL.....141, 143

BRACKET CABLE BRIDGE.....93, 101, 109
 BRACKET, BATTERY MOUNTING.....23, 25
 BRACKET, CONTROLLER MOUNT.....61-62
 BRACKET, CONTROLLER MOUNT,SP.....65
 BRACKET, COUNTERWEIGHT, GS3246....45-46, 49-50
 BRACKET, RELAY MOUNTING.....57-58
 BRACKET,BOX HINGE,LH-UP/RH-LO.....35, 37, 53, 55
 BRACKET,BOX HINGE,RH-UP/LH-LO.....35, 37, 53, 55
 BRACKET,CABLE BRIDGE,GS3246.....109
 BRACKET,CONTROLLER MOUNT.....57-58
 BRACKET,FILTER MOUNT.....57-58, 61-62
 BRACKET,FOOT PEDAL SUPPORT.....123, 125-126
 BRACKET,HINGE MOUNTING**.....115
 BRACKET,JOYSTICK QUICK DISCNT.....131, 135
 BRACKET,LATCH SUPPORT.....115
 BRACKET,LIMIT SWITCH.....23
 BRACKET,LOCK PIN,LEFT.....35
 BRACKET,LOCK PIN,RIGHT.....53
 BRACKET,MAIN CABLE BRIDGE.....109
 BRACKET,PLAT CONTROL BOX SLAB....129, 141, 143
 BRACKET,POTHOLE STOPPER,LEFT.....45-46, 49-50
 BRACKET,POTHOLE STOPPER,RIGHT....45-46, 49-50
 BRACKET,POTHOLE SWITCH.....45-46
 BRACKET-LATCH MOUNT,BAT MOD.....37
 BRACKET-LATCHMNT,PWR MOD W/DEC.....55
 BRAKE,HYDRAULIC***.....43
 BREATHER CAP,HYD. TANK,1/4 NPT.....57-58, 61-62
 BRUSH,PWR UNIT (40844)**.....65
 BUCKLE & SLIDE STRAP SET.....163
 BUCKLE,SIDE RELEASE.....163
 BULKHEAD FITTING,PLASTIC X 8**...57-58, 82
 BULKHEAD,FEMALE X 6 X 6.....153
 BULKHEAD,UNION,070601-6.....78
 BUMPER, LINK.....95, 103, 111
 BUMPER, MODULE TRAY.....39, 41, 57-58, 61-62
 BUMPER,1.25 INCH O.D.,SCISSORS.....93, 95, 101, 103, 109, 111
 BUMPER,BATTERY BOX & RAILS...117-118, 121, 125-126, 129
 BUMPER,RUBBER.....45-46, 49-50
 BUMPER,RUBBER..63 X .63H.....115
 BUMPER,RUBBER,.75 X .50H,STUD.....115
 BUMPER,RUBBER,1"OD X .461 H.....39, 41, 125-126, 129
 BUTT SPLICE, 6-GA.....159
 BUTTON, .800 O.D. X .281.....123, 125-126, 129
 BUTTON,JOYSTICK MOUNT,BRASS***123, 126, 129
 BUTTON,PUSH,BLACK W/SEAL***.....23, 25, 137
 BUTTON,PUSH,RED MUSHROOM HEAD.....73, 75, 137, 139, 141, 143

C

CABLE ASSEMBLY,11"(SCISSORS).....85
 CABLE ASSEMBLY,13" BLACK.....85, 87
 CABLE ASSEMBLY,13" RED.....85, 87
 CABLE ASSEMBLY,13"(SCISSORS).....85
 CABLE ASSEMBLY,9" RED.....85
 CABLE BRACKET,PAINTED.....93, 101, 103, 109, 111
 CABLE BRACKET,VERTICAL.....109
 CABLE BRACKET,YOKE.....109
 CABLE SQUEEZE CONN.,XTRA LRG.....25
 CABLE TIE MOUNT.....93, 101, 109
 CABLE TIE,11.5" BLACK.....93, 95, 101, 109, 155
 CABLE TIE,4" BLK,HEAT RESISTNT.....93, 101, 103, 109
 CABLE,EMERGENCY DOWN.....23, 25
 CAP,TUBE, SQ,1.25 X .083.....121
 CAP,DIAGNOSTIC NIPPLE.....67, 69, 71, 77-78, 82
 CAP,FINISHING,BLACK.....17-18
 CAPACITOR, 4 MFD,660VAC,39243.....27
 CAPACITOR,1.0 MFD.....57-58
 CASE ASSEMBLY, 47671 CHARGER.....29
 CASE ASSY,BATT CHARGER (66478).....31
 CASE ASSY-BATTERY CHRGR**.....27
 CASTING,45049, 40612.....145
 CASTING-JOYSTICK, GS2032.....147
 CAVITY PLUG,GRAY.....58
 CHANNEL,PIPE RACK.....163
 CHARGER MOUNT PLATE.....43
 CHARGER,120VAC/60HZ,25A 24V***.....27
 CHARGER,BAT,24VDC,H/LO GEN2.....27, 31, 33
 CHARGER,MAINT. FREE-GS.....161
 CHARGER-BATT, DUAL VOLT**.....29
 Check Valve.....67, 69, 71
 CHOCK STOP CUSHION.....95, 103
 CIRCUIT BREAKER,50A,50VAC.....31
 CIRCUIT BREAKER,7.0 AMP***.....73, 75
 CIRCUIT BREAKER-CHARGER, 8 AMP.....29, 31
 CIRCUIT BREAKER-CHARGER,45 AMP.....29
 CLAMP, CABLEBRIDGE,HALF.....93, 95, 101, 103, 109
 CLAMP,1.00,#16 X 1/4,RUB CUSH.....39, 41
 CLAMP,1.31,#21 X 1/4,RUB CUSH.....155
 CLAMP,1.75,#28 X 3/8,RUB CUSH*.....61-62
 CLAMP,2 HOSE,PLASTIC,5/8.....21
 CLAMP,2.00,#32 X 3/8,RUB CUSH.....57-58, 61-62, 157
 CLAMP,HOSE,.50.....57-58
 CLAMP,HOSE,.75 **.....61-62
 CLAMP,HOSE,2 EAR, 5/8.....153
 CLAMP,RUB CUSH,0.75,#12 X 3/8*.....39, 41
 CLIP,CABLE TIE MOUNT.....93, 95, 101, 103, 109, 111
 COIL CORD ASSY,GS JOYSTICK***.....137
 COIL CORD,WORKLIGHT(144011).....155
 COIL CORD-JOYSTICK, SLABS.....139, 141, 143
 COIL,20V DS W/DIODE.....69, 71
 COIL,20V DS W/DIODE,#10 SCISR.....67, 69
 COIL,20V W/DIODE,#10 (SCI).....67
 COIL,20V W/DIODE,#8 (SCI)***.....67
 COIL-SOLENOID VALVE,20V DC***.....93, 101, 103, 109, 111
 CONN,RECEP 120AC/15A DOMESTIC.....159
 CONN,SQUEEZE,1/2NPT .38-.50,SM.....23, 43, 131, 133
 CONNECTOR KIT,ITT CABLE/WIRE.....135
 CONNECTOR, IEC CHARGER CORD.....33
 CONNECTOR,070102-8-8.....77-78
 CONNECTOR,070103-4-4.....157
 CONNECTOR,070120-4-4.....77-78, 81-82
 CONNECTOR,070120-4-8.....77-78, 81-82
 CONNECTOR,070120-6-10.....77-78, 81-82
 CONNECTOR,070120-6-6.....77-78, 81-82, 93, 95, 101, 103, 109, 111
 CONNECTOR,ANDERSON SB 175***.....85, 87
 CONNECTOR-IEC, BATT CHGR.....27
 Contact - N.C.....25, 75
 CONTACT,14-20GA.....58, 61-62
 CONTACT,N.O.....75, 137
 CONTACT,NC.....23, 73, 137, 139, 141, 143
 CONTACTOR,DRIVE,24V,180A***.....57-58
 CONTACTOR,LIMIT SWITCH.....23, 25, 46, 60
 CONTROL PANEL,LWR, GS46***.....75
 CONTROL PANEL-LOWER.....73
 CONTROL-AVS, BATT CHGR.....27
 CONTROLLER,MOTOR.....57-58, 61-62
 CORD SET, AC (66412).....27
 COUNTERWEIGHT, LARGE, GS32.....45-46, 49-50
 COUPLER,1/4"SERIES 3/8 MPT.....153
 COVER,BLANK.....133
 COVER,GFCI,WEATHERPROOF.....131, 133
 COVER,LOWER CONTROL PANEL***.....23, 25
 COVER-BATT CHGR.....27
 COVER-BRUSH INSPEC.40844,SCISS.....65
 CROSS TUBE COLAR, GS46/68.....95, 103, 111
 CYL.ASSY,2046-3268.....95, 111
 CYL.UPDATE GS-3246,3268.....101, 109
 CYLINDER, GS2632/46/68***.....93, 103
 CYLINDER,STEERING GS15/GS19.....17-18, 21

D

DECAL KIT-SFTY/INST,2032,2646.....11-12
 DECAL, GROUND CONTROL PANEL***.....12
 DECAL, LABEL, GS32/46.....12
 DECAL, LABEL, LED READOUT.....12
 DECAL, MANUAL LOWERING VALVE.....12
 DECAL,CAUTION,CRUSH HAZ, RAILS.....11-12
 DECAL,COMPARTMENT ACCESS.....12
 DECAL,COSMETIC,GENIE GS-2046**.....11-12
 DECAL,COSMETIC,GENIE GS-2646.....11-12
 DECAL,COSMETIC,GENIE GS-3246.....11-12
 DECAL,DANGER DO NOT ALTER SWTC.....12
 DECAL,DANGER,BATTERY SAFETY.....12
 DECAL,DANGER,BRAKE REL SAFETY*.....12
 DECAL,DANGER,CRUSHING HAZARD.....11-12
 DECAL,DANGER,ELEC HAZARD,GS.....12
 DECAL,DANGER,ELECT HAZARD,PLUG....12
 DECAL,DANGER,GENERAL SAFETY.....11-12
 DECAL,DANGER,IMPROPER USE HAZ.....12
 DECAL,DANGER,NO SMOKING***.....12
 DECAL,DANGER,TIP-OVER,BATTERY.....12
 DECAL,DANGER,TIP-OVER,TILT.....11-12
 DECAL,DANGER,TIP-OVER,TRAYS.....12

DECAL,INSTRUCTIONS-OPER,GCP.....12
 DECAL,JOYSTICK.....15
 DECAL,JOYSTICK CONTROLLER.....15
 DECAL,LABEL, OPEN, LATCH.....12
 DECAL,LABEL,DEXRON/FLUID LEVEL.....12
 DECAL,LABEL,FAULT CODES.....12
 DECAL,LABEL,MANUAL NOT HERE.....11-12
 DECAL,LABEL,PWR TO CHARGR 115V.....12
 DECAL,LABEL,PWR TO CHARGR 230V.....12
 DECAL,LABEL,RYKON/FLUID LEVEL.....12
 DECAL,LABEL,SAFETY ARM.....12
 DECAL,LABEL,TRANSPORT TIEDOWN*.....12
 DECAL,LABEL-DIRECTION ARROWS.....11-12
 DECAL,LABEL-TIRE SPECS.....12
 DECAL,LANYARD ANCHORAGE POINT...11-12
 DECAL,NOTICE, OPER INST, PCP.....11-12
 DECAL,NOTICE,BATTERY CONNECT.....12
 DECAL,NOTICE,CHARGER INSTRUC.....12
 DECAL,NOTICE,ERROR LIGHT.....11-12
 DECAL,NOTICE,HAZARDOUS MAT'LS*.....12
 DECAL,NOTICE,MAX CAP 1000/250*.....11-12
 DECAL,NOTICE,MAX CAP 1200/250.....11-12
 DECAL,NOTICE,MAX CAP 500 ANSI*.....11-12
 DECAL,NOTICE,MAX CAP 700 ANSI.....11-12
 DECAL,NOTICE,MAX CAP,2646 AU.....11-12
 DECAL,NOTICE,MAXCAP,3246 AU/CE.....11-12
 DECAL,NOTICE,SIDE FRC,2046ANSI.....11-12
 DECAL,NOTICE,SIDE FRC,2046AUS.....11-12
 DECAL,NOTICE,SIDE FRC,2646 AU.....11-12
 DECAL,NOTICE,SIDE FRC,2646ANSI.....11-12
 DECAL,NOTICE,SIDE FRC,2646CE.....11-12
 DECAL,NOTICE,SIDE FRC,3246ANSI.....11-12
 DECAL,NOTICE,SIDE FRC,3246AUS.....11-12
 DECAL,NOTICE,SIDE FRC,3246CE.....11-12
 DECAL,POWER TO PLATFORM 115V.....11-12
 DECAL,POWER TO PLATFORM 230V.....11-12
 DECAL,WARN,CRUSH HAZARD HAND.....12
 DECAL,WARN,IMPROPER OPERATION...11-12
 DECK ASSY-EXTENSION, GS46.....125-126
 DIAGNOSTIC FEMALE Q-DSCNT.....67, 69, 71, 77-78, 82
 Diagnostic nipple.....67, 69, 71
 DOG TAG, CONTROL BOX.....139
 DRAW LATCH,OVER-CENTER***.....123, 125-126
 DRIVE MOTOR,18.3 CU. IN/REV.....21

E

E-DOWN HARNESS.....85, 87
 ECM,SLAB,SERVICE***.....58
 ECU,SLAB,GEN4***.....58, 61-62
 ELBOW,070220-10.....81-82
 ELBOW,070220-4-6.....77-78, 81-82
 ELBOW,070220-6-6.....77-78, 81-82
 ELBOW,070220-6-8.....77-78
 ELBOW,070220-8-6.....77-78, 82
 ELBOW,070701-6.....77-78
 ELBOW,90DEG.....77-78

Part Description Index (continued)

ELBOW,90°,5 MPT X.5BRB PLST.....57-58,
61-62
ENCLOSURE-LVL SENSOR W/DECAL**...23,
25
ENCODER W/PIGTAIL, 44988.....145

F

FILLER CAP(PLUG 1-1/2" NPT HEX.....57-58,
61-62
FILTER ASSY,SAE8,10 MIC,PAPR**.....58, 62
FILTER ELEMENT,10MICRON,PAPER*.....58,
62
FILTER ELEMENT,BETA(10)=200.....58, 62
FITTING KIT-HYDRAULIC TANK.....61-62
FIXED CONTACT (FOR 74267).....57-58
FLANGE-JOYSTICK MOUNTING.....145
FLANGE-JOYSTICK MOUNTING,44988.....145
FLARE TUBE ASSY,LIFT CYLINDER.....77-
78, 93, 101, 109
Flow divider valve.....71
Flow regulator valve.....67, 69, 71
FOAM,CLOSED CELL 1.75X.250X18".....115
FOOTPEDAL W/NON-SKID TAPE,GS.....123,
125-126, 129
FORMING, CABLE BRIDGE, CENTER.....111
FORMING, CABLE BRIDGE, UPPER.....101,
103
FORMING, HAND PUMP BRACKET.....43
FORMING, MOD TRAY HANDLE.....37, 55
FORMING, PIPE HOLDER RACK.....163
FORMING,BATTERY STOP.....39, 41
FORMING,CABLE BRIDGE,GS3246/68.....111
FORMING,CABLE BRIDGE,MAIN**.....93, 95,
101, 103, 111
FORMING,HOSE ROUTING.....21
FORMING,HOSE ROUTING,BULKHEAD.....21
FORMING,LEVEL SENSOR ENCLOSURE.....23, 25
FORMING,PIPE RACK BASE, GS68.....163
FORMING,SAFETY ARM**.....93
FUSE ASSY-BOOM CHARGER.....27
FUSE BLOCK, ANN & ANL FUSE.....39, 41
FUSE HOLDER,INLINE,GS.....159
FUSE HOLDER,WATERPROOF.....23, 25
FUSE,1 AMP.....23, 25
FUSE,13 AMP,220V PLUG.....27, 29, 43
FUSE,275 AMP,VERY FAST ACTING.....39, 41
FUSE,50 AMP.....159
FUSE,BATT CHGR.....27
FUSE,BATTERY CHARGER**.....33
FUSE/WIRE ASSY, GS46/GS2032.....159

G

GAS SHOCK,SCISSORS***.....46, 49-50
GASKET, UK & DIN PWR. TO PLAT.....133
GASKET, UK RECEPTACLE.....133
GASKET-JOYSTICK.....147
GATE-GS46 PLATFORM ENTRY.....121
GATE-SWING FOLD DOWN ENT ASSY..117-
118
GEAR, SLAVE, MS4,45048.....145
Genie GS-2646 models were produced using
one of two different styles of control handles:
one with a metal function enable switch
lever.....145
GROMMET,RUBBER 2 X 2.75.....25, 39, 41,
58, 61-62
GROUND STRAP.....39, 53

GROUND STRAP,12"LG***.....18, 21
GS SLAB AC 2046 AIR TO PLAT.....153
GS SLAB AC 2646 AIR TO PLAT.....153
GS SLAB AC 3246 AIR TO PLAT.....153
GS SLAB AC BEACON.....151
GS SLAB AC HORN.....151
GS SLAB AC LD SENSOR (RLY).....157
GS SLAB AC LOAD SENSOR.....157
GS SLAB AC MOTION ALARM.....151
GS46 EXT DECK-FOLD DOWN SQ.....129
GS46 PLAT W/EXT COMPLETE***.....115, 129

H

HANDLE ASSY,SEE58000-S/58001-S.....93,
101, 109
HANDLE COVER,PLASTIC.....35, 53, 93, 101,
109
HANDLE HALF SET-FOR 44988.....145
HANDLE HALF,ENABLE SW.SIDE-GS.....145
HANDLE HALF-BACKSIDE,GS JYSTK.....145
HANDLE KIT,GS JYSTK,BOTH HALVE.....145,
147
HANDLE,ANDERSON CONNECTOR SB.....39
HANDLE,LOCK PIN,LT.....35
HANDLE-LOCK,BATT.MOD,LEFT SIDE.....35
HANDLE-LOCK,PWR MOD.RIGHT SIDE.....53
HANDLE-ROTATOR LATCH ASSY LS**.....37,
55
HANDLE-ROTATOR LATCH ASSY RS**.....37,
55
HARNESS, GS46.....87
HARNESS,ALARM ACCESSORY.....151
HARNESS,BEACON ACCESSORY,
SLAB.....151
HARNESS,GS20/2646.....85, 87
HARNESS,GS32/46.....87
HARNESS,GS46.....87
HARNESS,INVERTER GS32/GS46.....159
HEATSINK ASSY W/DIODES (23442).....27
HEATSINK-CNTRL ASSY,BATT CHGR.....27
HINGE, SPRING, LONG LEG.....121
HINGE,4 X 4.....115
HINGE,CLOSING (SPRING) 4 X 4.....115
HORN HARNESS.....151
HORN,24VDC,SPADE TERMINALS***.....151
HOSE ASSEMBLY-OVRLOAD PROTE.....157
HOSE ASSY, FILTER/TANK GS32/46.....82
HOSE ASSY, HANDPUMP/L BRAKE,46.....77-
78, 81-82
HOSE ASSY, HANDPUMP/R BRAKE,46.....77-
78, 81-82
HOSE ASSY, HYD. TANK/PUMP.....81-82
HOSE ASSY, MAN TO LIFT, GS46.....81-82
HOSE ASSY, MAN/ACCUM, MINI.....77-78,
81-82
HOSE ASSY, MAN/HANDPUMP, 46.....77-78
HOSE ASSY, MAN/STEER CYL, 46.....77-78,
81-82
HOSE ASSY, TEE TO 1ST CYLIN.....82
HOSE ASSY, TEE TO 2ND CYLIN.....82
HOSE ASSY,BULKHEAD/DRIVE
MOTOR.....77-78
HOSE ASSY,DRIVE MOTORS,GS46.....81-82
HOSE ASSY,FILTER/TANK GS32&46.....77-
78
HOSE ASSY,HYD.TANK/PUMP.....77-78
HOSE ASSY,LIFT/MAN TO TEE FIT.....82
HOSE ASSY,MANIFOLD/BULKHEAD.....77-78
HOSE ASSY,MANIFOLD/FILTER.....77-78

HOSE ASSY,MANIFOLD/HANDPUMP.....77-
78, 81-82
HOSE ASSY,MNFLD TO LIFT CYL.....77-78
HOSE ASSY,MNFLD TO STEER CYL.....77-
78, 81-82
HOSE ASSY,MNFLD. FILTER.....82
HOSE ASSY,PUMP TO MANIFOLD.....77-78,
81-82
HOSE END,BARBED SWIVEL,8,MALE.....82
HOSE END,BARBED,RIGID,-6-6.....153
HOSE END,BARBED,RIGID,90DEG6-6.....153
HOSE END,FEM.SWIV,JIC 6-6.....81-82
HOSE,LOW PRESSURE,,375 ID,BLK.....153
HOUR METER,10-80 VOLTS***.....73, 75
HOUR METER,LCD,9-60 VDC***.....73, 75
HOUSING,LOCK PIN.....35, 53, 123, 125-126,
129
HYDRAULIC TANK, GS46.....57-58, 61-62

I

IEC PIGTAIL***.....27, 29
INSERT, 3/8-16 X .5.....141
INSTALLATION INSTRC.BEACON.....151
INSTALLATION INSTRC.HORN.....151
INSTALLATION INSTRC.,ALARM.....151
INSTRUCTIONS POTHOLE SRV KIT.....49-50
INVERTER.....159

J

JOYSTIC HANDLE/SWITCH KIT.....149
JOYSTICK CONTROLLER.....147
JOYSTICK HANDLE SET, COMPLETE.....149
JOYSTICK W/ENCODER CARD-GS.....145
JOYSTICK,SINGL AXIS,HALL,SLAB.....149
JOYSTICK,SINGL AXIS,HALL,SLAB*.....149

K

KEY SINGLE***.....73, 75
KEY,RECTANGULAR,.31X.28X1.25**.....17-
18, 21, 43
KEY,SINGLE***.....73, 75
KEYS,10 PACK***.....73, 75
KEYSWITCH,3 POS. W/KEYS***.....73, 75
KEYSWITCH,3POS.MNTND.DR WKEY**.....75
KIT, KEYSWITCH***.....73, 75
KIT, PLATFORM PC RECEIPT/SOC.....149
KIT,5 GALLON HYDRAULIC TANK***.....57-58
KIT,7.43 GAL - COMPLETE.....57-58, 61-62
KIT,ACCUM 180 PSI PRECHARGE***.....57-
58, 61-62
KIT,BATTERY CHARGER,24V.....27
KIT,CONTACTOR,GS,ALT W MTR CTR.....57-
58, 61-62
KIT,CONTROL BOX UPDATE,32/46.....137,
139
KIT,DYN BRAKING VALVE,MINI.....67, 69, 71
KIT,GASKET,UK POWER TO PLAT.....133
KIT,GATE LATCH.....121
KIT,GEN1 TO GEN5 CONTRL SYS***.....58,
137, 139
KIT,JOYSTICK ENABLE SWITCH.....149
KIT,JOYSTICK STEER SWITCH.....149
KIT,ZERO CHARGER START SWITCH.....27
KNOB,BLACK(44217)CHECK VALVE.....43
KNOB,RED(44218)HP VALVE.....43

- L**
- LADDER ASSY W/DECALS GS32/46**.....43
 LANYARD ROLLER BRKT ASSY W/DEC.....125-126, 129
 LATCH ASSEMBLY-CONTROL BOX.....129
 LATCH HANDLE.....121
 LATCH,ROTARY,W/KNOB, LEFT.....37, 55
 LATCH,ROTARY,W/KNOB,RIGHT.....37, 55
 LEVEL SENSOR,LS60,BLUE,2X3**.....25
 LEVEL SENSOR,LS60,BLUE,2X4**.....23, 25
 LEVER,FUNC ENABLE SWITCH,RGE**..145, 147
 LEVER,FUNC.ENABL.SWITCH,METAL.....145
 LIGHT,REPLACEMENT BULB (39676).....151
 LOCK, CONNECTOR.....33
 LOCKNUT,ELEC,1/2".....23, 43, 131, 133
 LOCKNUT,ELECTRIC,3/4".....25
 LWR CONTROL PANEL COVER,GS3246....25
- M**
- MANIFOLD MAIN VALVE,W/20 VDC*67
 MANUAL BOX W/DECALS***.....123, 125-126, 129
 MANUAL,OWNERS,CHARGER,105739.....33
 MICROSWITCH-V319M.....145, 147
 MODULE TRAY ASSY-HYD PWR UNIT.....58, 61-62
 MOTOR,ELECTRIC,24VDC 4.5HP.....65
 MOVING CONTACT (FOR PN 74267).....57-58
- N**
- NIPPLE,DIAGNOSTIC,#4 PORT***.....67, 69, 71, 77-78, 82
 NIPPLE,PLASTIC .5 NPT X 6".....57-58, 82
 Nut - Nylock, 3/8 -16.....153
 NUT - PLASTIC,RING FOR ALARMS...23, 25, 139, 141, 143, 151
 NUT,070110-6.....157
 NUT,CASTLE,1.125-18 UNEF.....17-18, 21, 43
 NUT,COIL (39909).....93, 101, 103, 109, 111
 NUT,HEX,1/4-20.....31, 39, 115
 NUT,HEX,8-32.....31
 NUT,JOYSTICK,44988, RGE.....145, 147
 NUT,JS,36867/42032/44988/40612.....145
 NUT,LOCKING-LG.FLANGE,5/16-18.....39, 41, 161
 NUT,LP NYLOCK,1/2-13.....35, 37, 45-46, 49-50, 53, 55
 NUT,LP NYLOCK,1/4-20.....17-18, 39, 41, 57-58, 61-62, 93, 95, 101, 103, 109, 111, 123, 125-126, 129, 131
 NUT,LP NYLOCK,3/4-10.....18, 35, 53
 NUT,LP NYLOCK,3/8-16...35, 39, 53, 93, 101, 109, 117-118, 123, 125-126, 129
 NUT,LP NYLOCK,5/16-18.....37, 55, 123, 125-126, 129
 NUT,LP NYLOCK,5/8-11.....17-18, 21, 35, 37, 45-46, 49-50, 53, 55, 117-118, 125-126
 NUT,NYLOCK,1/2-13.....17-18, 21
 NUT,NYLOCK,1/4-20.....21, 23, 25, 39, 41, 43, 45-46, 57-58, 93, 95, 101, 103, 109, 115, 121, 123, 125-126, 129, 131, 133, 135, 151, 157
 NUT,NYLOCK,10-32.....23, 25, 39, 46, 50, 57-58, 61-62, 151
 NUT,NYLOCK,3/8-16.....18, 21, 43, 45-46, 49-50, 89, 91, 93, 95, 97, 99, 101, 103, 105, 107, 109, 111, 113, 115, 117-118, 121, 123, 125-126, 129, 163
- NUT,NYLOCK,4-40.....131
 NUT,NYLOCK,5/16-18.....35, 37, 41, 53, 55, 57-58, 61-62, 155, 159
 NUT,NYLOCK,6-32.....135
 NUT,NYLOCK,8-32.....123, 125-126, 129, 151
 NUT,TOP LOCK,1/2-13.....43
 NUT,WING 5/16-18.....155
 NUT-COIL SHORT.....67, 69, 71
 N U T - M O U N T I N G , P U S H B U T T O N - 4 4 9 8 8 1 4 5 , 1 4 7
 NUT-STRAIN RELIEF-GS JOYSTICK~.....137
 NUT-THIN HEAVY HEX, 1/4-20.....41
- O**
- O-RING,BOOT,CONTROLLER.....145
 Office.....67, 69, 71
 ORIFICE DISC,.040".....67, 69, 71
 ORIFICE,LONG,.059".....93, 95, 101, 103, 109, 111
 OUTLET,110V GFCI***.....131, 133
 OVERLAY, PLAT CONTRL BOX,GEN4~.....15
 OVERLAY,PLAT CONTROLLER SLAB.....15, 143
- P**
- PAD,BUMPER SUPPORT.....93, 101, 109
 PC BOARD,PLAT CNTRL,SLAB.....139, 141
 PC BOARD,SLAB,GEN 4.....143
 PCB,ASSY,LED,GS JOYSTICK.....137
 PCB,RELAY DRIVER,CHARGER 47671.....29
 PIN, LOCK.....35, 53, 123, 125-126, 129
 PIN, ROLLER.....125-126, 129
 PIN, THREADED ROLLER.....125-126, 129
 PIN, WIRE LOCK 3/8 X 2 -1/2.....117-118, 121, 125-126, 129
 PIN,.75 DIA X 2.75 LG,CHAMFER.....17-18, 21
 PIN,.75 DIA X 4.25 LG,GES1360.....17-18
 PIN,1.50DIA X 10.45LG,1HOLE.....93, 95, 101, 103, 109, 111
 PIN,1.50DIA X 8.45LG,1HOLE.....93, 101, 109, 111
 PIN,1.50DIA X 8.95LG,1HOLE.....95, 103
 PIN,1.75DIA.X7.94LG, 1HOLE.....89, 91, 97, 99, 105, 107
 PIN,1.75DIA X 26.71LG,2RING...89, 91, 97, 99, 105, 107
 PIN,1.75DIA X 7.35LG,CHAMFER.....89, 91, 97, 99, 105, 107, 113
 PIN,1.75DIA X 8.51LG,2RING.....89, 91, 97, 99, 105, 107
 PIN,CLEVIS,.75 DIA. X 4.00.....21
 PIN,CLEVIS,.75 X 2.....21
 PIN,COTTER,.156 X 1.75.....21
 PIN,COTTER,.156 X 2.5.....17-18, 21, 43
 PIN,SNAP,ENTRY RAIL.....115, 117-118
 PIN-THREADED SHLDR OFFS,5/8-11.....35, 37, 53, 55
 PIPE CRADLE ASSY. 2046/2646 **.....163
 PIPE CRDL,SQ RAILINGS,GS46.....163
 PLAT ASSY W/DECALS,S2046, CE.....121
 PLAT ASSY W/DECALS,S2046,ANS/C.....121
 PLAT ASSY W/DECALS,S2646, CE.....121
 PLAT ASSY W/DECALS,S2646,ANS/C.....121
 PLAT ASSY W/DECALS,S3246, CE.....121
 PLAT ASSY W/DECALS,S3246,ANS/C.....121
 PLAT ASSY,FLD/RND,S2046, CE.....117-118
 PLAT ASSY,FLD/RND,S2046,ANS/CS.....117-118
- PLAT ASSY,FLD/RND,S2646, CE.....117-118
 PLAT ASSY,FLD/RND,S2646,ANS/CS.....117-118
 PLAT ASSY,FLD/RND,S3246, CE.....117-118
 PLAT ASSY,FLD/RND,S3246,ANS/CS.....117-118
 PLAT CONTRL,G4,DEC,IPCB,32/46.....141, 143
 PLAT MAIN ASSY GS2046 ANSI CSA.....117-118
 PLAT MAIN ASSY GS2046 AUS.....117-118
 PLAT MAIN ASSY GS2046 CE.....117-118
 PLAT MAIN ASSY GS2646 CE.....117-118
 PLAT MAIN ASSY GS3246 AUS.....117-118
 PLAT MAIN ASSY SQ GS2046 ANSI.....121
 PLAT MAIN ASSY SQ GS2046 AUS.....121
 PLAT MAIN ASSY SQ GS2646 ANSI.....121
 PLAT MAIN ASSY SQ GS2646 AUS.....121
 PLAT MAIN ASSY SQ GS3246 ANSI.....121
 PLAT MAIN ASSY SQ GS3246 CSA.....121
 PLAT MAIN ASSY W/DECAL 2646ANS.....117-118
 PLAT MAIN ASSY W/DECAL 2646AUS.....117-118
 PLAT MAIN ASSY W/DECAL 3246ANS.....117-118
 PLAT MAIN SQ ASSY GS2046 CE.....121
 PLAT MAIN SQ ASSY GS2646 CE.....121
 PLAT MAIN SQ ASSY GS3246 AUS.....121
 PLAT MAIN SQ ASSY GS3246 CE.....121
 PLAT. ASSY. W/DECALS (GS2646).....115
 PLAT.ASSY.W/DECAL ANSI/CSA.....115
 PLAT.ASSY.W/DECAL CE/AUS.....115
 PLATE ENTRY GATE ASSEMBLY UPPER.....117-118
 PLATE,AC ADAPTER,DIN/UK***133
 PLATE,AIRLINE TO PLAT, GS46.....153
 PLATE,HANDLE MOUNTING.....23
 PLATE,HOSE ROUTG,BULKHEAD(PTD).....21
 PLATE,HOSE ROUTING, BULKHEAD.....21
 PLATE,LIFT ARM CAM 1930,32,46.....93, 101
 PLATE,LIFT ARM CAM,GS-3246.....95, 103, 109, 111
 PLATE,PIPE HOLDER, GS68.....163
 PLATE,POTHOLE ACTUATOR,46.....45-46, 49-50
 PLATE,POTHOLE LINK,LWR.W/BUSH.....45-46, 49-50
 PLATE,POTHOLE LINK,UPR.W/BEARI.....45-46, 49-50
 PLATE,POTHOLE PAD SPACER, 32.....45-46
 PLATE,POTHOLE PIVOT W/BEARING.....45-46, 49-50
 PLATE,POTHOLE SPACER, GS46.....49-50
 PLATE-ENTY GATE ASSEMBLY LOWER.....117-118
 PLATFORM ASSY DECALS GS-3246.....115
 PLATFORM ASSY DECALS GS-3246CE...115
 PLATFORM ASSY DECALS GS2046 CE...115
 PLATFORM ASSY W/ DECALS,GS2046.....115
 PLATFORM GATE WLDMENT GS46"W.....115
 PLATFORM LANYARD.....123
 PLATFRM CNTRLS W/DCLS 32/GS46.....137, 139
 PLATFRM EXT ASSY GS46.....123
 PLTFRM ASSY CMPLT, GS2046AUS.....121
 PLTFRM ASSY CMPLT, GS3246AUS.....117-118, 121

Part Description Index (continued)

PLTFRM ASSY COMLT, GS2046AUS.....117-118	RIVET,STL,STL.,188 X .45.....115, 117-118, 121, 129	SCREW,HHC,3/8-16 X 2 FULL THRD.....115, 123
PLTFRM ASSY GS2646 AUS, ROUND.....117-118	RIVET,STL,STL.,188 X .50.....45-46	SCREW,HHC,3/8-16 X 2.25.....115
PLTFRM ASSY GS2646 AUS, SQ.....121	ROCKER ASSEMBLY,45049.....145	SCREW,HHC,3/8-16 X 2.5.....117-118, 121, 125-126, 129
PLTFRM ASSY W/DECAL GS3246 CE.....117-118	ROCKER ASSY W/ROLLPIN***.....145, 147	SCREW,HHC,3/8-16 X 2.75.....43, 89, 91, 97, 99, 105, 107, 113, 115, 163
PLUG,1/4"SERIES,3/8 MPT.....153	ROD END,.250 X 2.75 LG.....17-18, 21	SCREW,HHC,5/16-18 X .50.....123
PLUG,ELECTRICAL,220/50,NOVON.....27, 29, 43, 133	ROD END,.375 X 3.69...93, 95, 101, 103, 109, 111	SCREW,HHC,5/16-18 X .75.....57-58, 61-62, 161
PLUG,ELECTRICAL,DOMESTIC.....27, 29, 43, 133, 159	ROLLER ARM-LIMIT SWITCH.....23, 25, 46, 50	SCREW,HHC,5/16-18 X 1 GR5.....37, 39, 41, 55, 57-58
PLUG,FUSED,250V,13AMP,U.K.**.....27, 29, 43, 133	ROLLER BRKT ASSY W/DECAL.....131	SCREW,HHC,5/16-18 X 1.25.....37, 41, 55
PLUG,HEX HEAD-8 PLASTIC.....57-58, 61-62, 77-78	ROLLER,PLATFORM EXTENSION...123, 125-126, 129	SCREW,HHC,5/16-18 X 2.....155
PLUG,NYLON 1.12 BLACK DOMED.....23, 25		SCREW,HHC,5/8-11 X 10.....45-46, 49-50
PLUG,NYLON 2.00 BLACK DOMED.....115, 117-118, 121		SCREW,HHC,M5 X 6.....57-58
PLUG,PWR,UK,16AMP,3PIN,BLK.....27, 29, 133		SCREW,HHC,WASH HEAD,1/4-20X.63.....31
PLUG,ROUND TUBING,1".....123, 126		SCREW,PHILLIPS,PHM,6-32 X .75.....133
POTENTIOMETER (62161)***.....147		SCREW,PHILLIPS,PHM,8-32 X .5.....129
POTENTIOMETER MOUNT PLATE.....147		SCREW,PHILLIPS,PHM,8-32 X.25***.....73, 75
POTHOLE WELDMENT,LEFT,32/46.....45-46		SCREW,PHILLIPS,PHM,8-32 X.375.....131
POTHOLE WELDMENT,RIGHT,32.....45-46		SCREW,PHILLIPS,RHM,10-32 X 1.5.....23, 25, 46, 50
POWER CORD, IEC 320 BLANK.....29		SCREW,PHM,4-40 X .38 PHIL.....131
POWER CORD, UK 110.....33		SCREW,PHP, 8-32 X 5/8.....125-126, 133
POWER CORD,NOVON***.....31, 33		SCREW,PHS,6-32 X 0.25.....135
POWER CORD,UK-HIGH VOLTAGE***.....33		SCREW,RHM,10-32 X .75.....151
POWER CORD,US 110***.....33		SCREW,RHM,10-32 X 1.....57-58, 61-62
PUMP KIT,BOSCH,GS30***.....65		SCREW,RHM,6-32 X .25.....27
PUMP,4CC GEAR,CCW***.....65		SCREW,RHM,6-32 X .5.....133
PUSHBUTTON-FUNC.ENABL.W/ORING.145, 147		SCREW,RHM,6-32 X .75.....131
		SCREW,RHM,8-32 X .50.....58, 61-62, 123, 125-126, 151
		SCREW,SHC,3/8-24 X 1.25".....65
		SCREW,SHS,5/16-18 X .25...35, 53, 123, 125-126, 129
		SCREW,TIMER,#8 PHMS X.375.....27
		SEAL KIT (55717) TEXAS HYD VER...95, 111
		SEAL KIT (66419, 66416, 74297).....43
		SEAL KIT, 48341 LIFT CYL.....93, 101
		SEAL KIT, 55717 DY LIFTCYL.....103
		SEAL KIT, 55717 TX LIFTCYL.....103
		SEAL KIT, VALVE.....43, 67, 69, 71
		SEAL KIT,39909,PLAT LWR VALVE*.....93, 101, 103, 109, 111
		SEAL KIT,BOSCH PUMP***.....65
		SEAL KIT,DR MTR.GS15/19,Z20***.....17-18, 21
		SEAL KIT,LIFT PUMP,BARNES**.....65
		SEAL KIT,RC SERIES DR MOTOR***.....21
		SEAL KIT-FOR P.N.39038(SCISRS).....17-18, 21
		SEAL KIT-FOR P.N.44167.....67, 69, 71
		SEAL KIT-FOR PN. 44217.....43
		SEAL KIT-FOR PN.44216.....43
		SEAL KIT-P.N.44169,44172,44171.....67, 69, 71
		SERIAL # LABEL,MYLAR 4X8***.....12
		SERV,BELLCRANK ASSY, GS46.....17-18, 21
		SERVICE KIT, BATTERY STOP.....39, 41
		SERVICE KIT, BOM PLUG.....58, 61-62
		SERVICE KIT,BRAKE RELEASE MAN*.....43
		SERVICE KIT,BRAKE,14.2 IN 3***.....43
		SERVICE KIT,E-DOWN 3246.....137
		SERVICE KIT,E-STOP.....73, 75, 137, 139
		SERVICE KIT,FILTER,2032/46.....62
		SHAFT ASSY, JOYSTICK***.....145
		SHAFT ASSY,JOYSTICK.....147
		SHUNT,ELECTRONIC,47671 CHARGER.....29

S

SAFETY CHOCK,SCISSOR.....93, 95, 101, 103
SAFETY CHOCK-SCISSOR.....109, 111
SCR ASSY,47671 LESTER CHARGER.....29
SCREW, YOKE LOCK ALL SLABS.....21
SCREW,BHHS,1/4-20 X .5,Y/ZINC.....131
SCREW,BHHS,1/4-20 X .75.....23, 133, 135
SCREW,BHHS,1/4-20 X 1.....123, 129
SCREW,BHHS,1/4-20 X 1.5.....39, 95, 103, 111
SCREW,BHHS,3/8-16 X 1.75.....123, 125-126, 131
SCREW,BHHS,3/8-16 X 2.5.....113
SCREW,BHSC,5/8-11 X 1.....125-126, 129
SCREW,CHARGER COVER,#10 X .5.....27
SCREW,FHM,10-32 X 1.....39
SCREW,FHS,1/4-20 X .25 NYLOCK.....57-58, 61-62
SCREW,FHS,1/4-20 X .63...39, 57-58, 61-62, 93, 101, 109, 111
SCREW,FHS,1/4-20 X .75.....39, 41, 61-62
SCREW,FHS,1/4-20 X 1.25.....45-46
SCREW,FHS,3/8-16 X 1.....93, 101, 109
SCREW,FHS,3/8-16 X 1.5.....45-46, 49-50
SCREW,FHS,3/8-16 X 2.25 ZN.....49-50
SCREW,HEX INDENT,8-32 X 5/16.....31
SCREW,HHC,1/2-13 X 1.25 GR5...35, 37, 43, 53
SCREW,HHC,1/2-13 X 1.375...37, 45-46, 49-50
SCREW,HHC,1/2-13 X 1.5.....35, 45-46, 49-50, 53, 55
SCREW,HHC,1/2-13 X 2.75.....17-18, 21
SCREW,HHC,1/2-13 X 4.....43
SCREW,HHC,1/4-20 X .5.....93, 101, 103, 109, 111
SCREW,HHC,1/4-20 X .625.....23, 25, 57-58, 93, 95, 101, 103, 109, 123, 131, 151
SCREW,HHC,1/4-20 X .75.....25, 39, 41, 43, 115, 123, 125-126, 129
SCREW,HHC,1/4-20 X 1.....17-18, 21, 43, 61-62, 95, 103, 111, 125-126, 157
SCREW,HHC,1/4-20 X 1.25.....39, 41
SCREW,HHC,1/4-20 X 1.75.....121
SCREW,HHC,1/4-20 X 2.5.....21
SCREW,HHC,3/8-16 X .625.....35, 53
SCREW,HHC,3/8-16 X .75.....58, 61-62, 109, 117-118, 129, 141, 143
SCREW,HHC,3/8-16 X 1.....18, 21, 25, 39, 43, 45-46, 93, 101, 109, 111
SCREW,HHC,3/8-16 X 1.25 GRD 5.....17-18, 21, 45-46, 49-50, 53, 95, 103, 111, 115, 117-118, 153
SCREW,HHC,3/8-16 X 1.50,GR5.....93, 95, 101, 103, 109
SCREW,HHC,3/8-16 X 2.....121, 129

- SLIDER BLOCK,PLATFORM.....113
 SLIDER,BASE CHASSIS,46.....89, 91, 97, 99, 105, 107
 SNAP RING,EXTERNAL,1.75 DIA.....89, 91, 97, 99, 105, 107
 Solenoid valve.....67, 69, 71
 SPACER, .35ID X .785OD X .435.....155
 SPACER, POTHOLE ACTUATOR.....49-50
 SPACER,.75ID X 1.5OD X 1/4THK.....21
 SPACER,.75ID X .875OD X .375.....45-46, 49-50
 SPACER,EMERGENCY DOWN.....109
 SPACER,MODULE TRAY,.030 THK.....35, 37, 53, 55
 SPACER,MODULE TRAY,.075 THK.....35, 37, 53, 55
 SPACER-DUAL COIL,#10, SCISSORS.....67, 69
 SPACER-DUAL COIL,#8***.....67, 69
 SPRING & BUSHING KIT,RETURN***.....145, 147
 SPRING CLIP,1/4-20,.025-.15X.5.....23, 43
 SPRING CLIP,3/8-16.....25
 SPRING, COMPRESSION.....31
 SPRING, RETURN (FOR 74267).....57-58
 SPRING, TORSION, ENTRY GATE.....115, 117-118
 SPRING,COMPRESSION .835 X 2.....121
 SPRING,COMPRESSION.485 X1.75**.....35, 53, 123, 125-126, 129
 SPRING,DIE 1.25 X 8.0.....45-46, 49-50
 SPRING-BRUSH,40844, SCISSORS.....65
 SRV KIT, DRIVE MOTOR, GS32/46.....17-18, 21
 SRV KIT,32/46 STR. LINK ASSY,L.....17-18
 SRV KIT,32/46 STR. LINK ASSY,R.....17-18
 SRV KIT,POTHOLE ACTUATOR, GS46.....49-50
 STD MANIFOLD MAIN,GS32/46.....69, 71
 STEER LINK ASSY GS46.....21
 STEER LINK ASSY W/BRGS.GS2032.....17-18
 STEERING,SRV KIT,GS2646/3246.....17-18
 STOP PLATFORM ROLLER.....45-46, 115, 117-118, 121
 STRAIN RELIEF-GS JOYSTICK**.....137
 STRAINER ASSEMBLY.....57-58, 61-62
 STRAP,NYLON,1.0 IN. BLACK.....163
 S T R O B E , B E A C O N , W / O U T
 HARDWARE**.....151
 SVC KIT,UK RECEPT.REPLACEMENT.....133
 SWITCH,LIMIT,W/ROLLER ARM***.....23, 25, 46, 50
 SWITCH,PRESS 2500-6000 PSI ADJ.....157
 SWITCH,STARTER,LOW VOLTAGE.....27
 SWITCH,TOGGLE,SPDT***.....73
- T**
- T-BOX,2.75 X 4.5 X 2.0.....131, 133
 TANK BREATHER,NYLON **.....57-58
 TANK ONLY,HYDRAULIC GS30/32***.....57-58
 TAPE,NON-SKID,DIE CUT,1.38X1.5.....123, 125-126, 129
 TAPE,NON-SKID,DIE CUT,4"X 32".....118, 121, 123, 125-126, 129
 TAPE,NON-SKID,DIE CUT,4"X 40".....115, 123
 TEE,RUN 070432-6*****.....157
 TEE,RUN,070428-4.....77-78, 81-82
 TEE,RUN,070428-6.....82
- TERMINAL, 3/8" RING, #6GA.....159
 TERMINAL,FEM.BUTT SEAM:16/14.....75
 TIMER ASSY,ELECTRONIC,47671.....29, 31
 TIMER ASSY-ELECTRONIC, DMSTC*.....27
 TOGGLE SWITCH, PREWIRED***.....137
 TRANSFORMER,CHARGER (66478).....31
 TRANSFORMER.47906,66412,39243.....27
 TRIM LOCK, 1/8 X .75.....111
 TUBE, CLAMP, 3/8 (PAIR).....21
 TUBE, PLATFORM SPACER STD-12P.....31
 TURNSWITCH ACTUATOR,JOYSTICK**.....149
- U**
- U-BOLT, SQR, 3/8-16X2X5, PLTD.....163
 U-BOLT,3/8-16X1.688X3.718,5PAK.....163
 U-BOLT,SQ BEND, 1/2-13.....21
- V**
- VALVE,CHECK***.....67, 71
 VALVE,CHECK,5 PSI**.....67
 VALVE,CHECK,IWP-S/CWP PWR ASSI.....69, 71
 VALVE,CHECK,PILOT OPERATED***.....43
 VALVE,DBL PULL S-NOID 20V***.....111
 VALVE,FLOW DIVIDER/COMBINER.....71
 VALVE,HAND PUMP**.....43
 VALVE,RELIEF,1000PSI(SCISSORS.....67
 VALVE,RELIEF,3500PSI(SCISRS)**.....67
 VALVE,SHUTTLE.....43
 VALVE,SOLENOID,3POS 4WAY.....67, 69, 71
 VALVE,W/NC SOLENOID,MANUAL ***.....93, 101, 103, 109, 111
 VALVE-FLOW REGULATOR 0.75 GPM.....67, 69, 71
 VALVE-RELIEF, 3700 PSI #8**.....69, 71
 VALVE-RELIEF,130 PSI.....67, 69
 VALVE-RELIEF,1500 PSI, RV2.....69, 71
 VALVE-SOLENOID N.O.(SCISSORS).....67, 69, 71
 VALVE-SOLENOID, 2POS 4 WAY.....67, 69, 71
 VALVE-SOLENOID,2POS 4WAY**.....67, 69, 71
- W**
- WASHER,FENDER,.25 X 1.25 X .062.....39, 57-58, 61-62
 WASHER,FINISHING CAP.....17-18
 WASHER,FLAT,MS,#10,Y.....23, 46, 50
 WASHER,FLAT,MS,#8,Y.....123, 125-126, 129, 151
 WASHER,FLAT,USS,1/2",Y.....21
 WASHER,FLAT,USS,1/4"Y.....39, 41, 43, 57-58, 61-62, 93, 95, 101, 103, 109, 121, 123, 125-126, 129, 151, 157
 WASHER,FLAT,USS,3/8",Y.....17-18, 21, 25, 35, 39, 43, 45-46, 49-50, 53, 93, 95, 101, 103, 109, 111, 115, 123, 125-126, 129, 163
 WASHER,FLAT,USS,5/16",Y.....57-58, 61-62, 111, 125-126, 129
 WASHER,FLAT,USS,5/8",Y.....21
 WASHER,LOCK,.25.....17-18, 21, 23, 39, 41, 43, 57-58, 61-62, 93, 101, 103, 109, 111, 115
 WASHER,LOCK,.313.....57-58, 123, 125-126, 155, 159
 WASHER,LOCK,.375..25, 58, 61-62, 65, 113, 123, 125-126, 129, 131, 141, 143
 WASHER,LOCK,.437,PLTD.....21
 WASHER,LOCK,.625 PLTD.....125-126, 129
- WASHER,LOCK,0.5".....43
 WASHER,LOCK,M5,PLTD.....57-58
 WASHER,NITRILE.....73, 75
 WASHER,NYLON,406 X.750 X.032.....35, 53, 123
 WASHER,SCIS ARM,1.79X2.25X.120.....89, 91, 97, 99, 105, 107, 113
 WASHER,SHOULDER,NYLON.....123, 125-126, 129
 WASHER,STAR,EXTERNAL,.25.....31
 WASHER,STAR,EXTERNAL,.375.....39, 53, 58, 61-62
 WASHER,THRUST .75 X 1.25 X .06.....17-18, 21, 46
 WASHER,THRUST 1 X 1.75 X .058.....18
 WASHER,THRUST,.5 X 2.438 X .25.....17-18, 21
 WEAR PAD,PLATFORM....115, 117-118, 121, 123, 125-126, 129
 WEAR PAD,POTHOLE.....45-46, 49-50
 WEAR/GUIDE PAD MAIN PLATFORM.....115, 118, 121
 WELDMENT STEERYOKE LH 32/46**.....17-18
 WELDMENT STEERYOKE RH 32/46***.....17-18
 WELDMENT, 3246 RETROFIT.....49-50
 WELDMENT, ALUM,JOYSTICK GUARD.....123, 125-126
 WELDMENT, LATCH, ENTRY GATE.....117-118
 WELDMENT,COUNTERWEIGHT 575 LBS.....45-46, 49-50
 WELDMENT,ENTRY GATE 32 **.....115
 WELDMENT,LH STEER YOKE, 32/46*.....17-18, 21
 WELDMENT,PLATFORM OUTLET.....123
 WELDMENT,POTHOLE ACTUATOR,46.....45-46, 49-50
 WELDMENT,POTHOLE ARM, 32/46.....49-50
 WELDMENT,RH STEER YOKE,32/46*.....17-18, 21
 WELDMENT,ROLLER BRACKET,LT***.....125-126, 129
 WELDMENT,ROLLER BRACKET,RT***.....125-126, 129
 WELDMENT,SIDE RAIL.....115
 WHEEL & TIRE ASSY LP,15".....17-18, 21, 43
 WIRE ASSEMBLY,GS2046.....135
 WIRE ASSEMBLY,GS2646/2632.....135
 WIRE ASSEMBLY,GS3246.....135
 WIRE ASSY,CHASSIS CONTROL PIGT.....135
 WIRE ASSY,GS2046.....135
 WIRE ASSY,GS2646.....135
 WIRE ASSY,GS3246.....135
 WIRE CABLE,14/3 CON.TPE JKT*.....43, 131, 133, 159
 WIRE CABLE,18/2 SJO,BULK.....23, 25, 45-46, 50
 WIRE CAP,ORANGE.....133
 WIRE LOOM,SPIRAL,1-5/8 ID 30".....77-78, 81-82
 WIRE SEAL,GRAY.....57-58
 WIRE,6 GA,BLACK,GXL.....159
 WIRE,6 GA,RED,GXL.....159
 WLDMT,LOCKING ROLLER SUPPORT...123, 125-126, 129
 WORKLIGHT ACCES,GS2032/2046.....155
 WORKLIGHT ACCES,GS2632/2646.....155

Part Description Index (continued)

WORKLIGHT CABLE,GS19/20XX.....155
WORKLIGHT CABLE,GS26XX.....155
WORKLIGHT CABLE,GS32XX.....155
WORKLIGHT PIGTAIL ASSY.....155
WORKLIGHT,24V,COIL CORD.....155

Z

ZERK-GREASE,1/4-28, STRAIGHT.....21

This Page Intentionally Left Blank

Fitting Cross References

Genie PN	Parker PN	Description	Genie PN	Parker PN	Description
12342	6-4 F5OX-S	CONNECTOR,STRAIGHT THREAD TO FLARE TUBE	42794	1 CR-S	ELBOW,90°,MALE PIPE
13757	4 R6X-S	RUN TEE,SWIVEL NUT,ORFS	42795	BV-0839	BALL VALVE
19685	12-10 C5OX-S	ELBOW,90°,STRAIGHT THREAD TO FLARE TUBE	42796	BV-0838	BALL VALVE
22664	12-10 C5OX	ELBOW,90°,STRAIGHT THREAD TO FLARE TUBE	42874	6-8 CLO-S	ELBOW,90°,MALE PIPE TO ORFS
27431	8-12 F5OX-S	CONNECTOR,STRAIGHT THREAD TO FLARE TUBE	42912	13943-6-4	HOSE END,90° FEMALE SWIVEL,JIC
28678	AS-B-33	SLEEVE,NYLON,1.81" ID	42920	BV-0840	BALL VALVE,90°
39871	6 WETX-WLN-S	UNION,90° BULKHEAD W/NUT,FLARE TUBE	42932	AS-B-17	SLEEVE,NYLON,1.22" ID
39872	4 R5OX-S	RUN TEE,STRAIGHT THREAD	42936	10243-2-4	HOSE END,FEMALE PIPE
39873	6 C5OX-S	ELBOW,90°,STRAIGHT THREAD TO FLARE TUBE	42953	1/2 DD-S	ELBOW,90°,FEMALE PIPE
39874	8-6 C5OX-S	ELBOW,90°,STRAIGHT THREAD TO FLARE TUBE	42956	6 WELO-WLNL-S	UNION,90° BULKHEAD W/NUT,ORFS
39875	4-6 C5OX-S	ELBOW,90°,STRAIGHT THREAD TO FLARE TUBE	45349	8 V5OX-S	ELBOW,45°,STRAIGHT THREAD TO FLARE TUBE
39876	6-8 C5OX-S	ELBOW,90°,STRAIGHT THREAD TO FLARE TUBE	45351	4 V5OX-S	ELBOW,45°,STRAIGHT THREAD TO FLARE TUBE
39877	4 F5OX-S	CONNECTOR,STRAIGHT THREAD TO FLARE TUBE	47223	10343-6-6	HOSE END,MALE,JIC
39878	6 F5OX-S	CONNECTOR,STRAIGHT THREAD TO FLARE TUBE	47419	PS690503-6-6	SWIVEL,90°,STRAIGHT THREAD TO 37° FLARE
39879	4-8 F5OX-S	CONNECTOR,STRAIGHT THREAD TO FLARE TUBE	48750	421-4	HOSE,1/4 INCH ID
39880	6-10 F5OX-S	CONNECTOR,STRAIGHT THREAD TO FLARE TUBE	48751	481TC-4	HOSE,1/4 INCH ID
39881	4-6 F5OX-S	CONNECTOR,STRAIGHT THREAD TO FLARE TUBE	48752	482TC-4	HOSE,1/4 INCH ID
39882	4-HP5ON-S	PLUG,STRAIGHT THREAD	48753	451TC-6	HOSE,3/8 INCH ID
39883	8-8 FTX-S	CONNECTOR,MALE PIPE TO FLARE TUBE	48754	482TC-6	HOSE,3/8 INCH ID
39885	269HB 12-12	ELBOW,90°,BEADED HOSE BARB TO MALE PIPE	48755	381-6	HOSE,3/8 INCH ID
39886	431-6	HOSE,3/8 INCH ID	48756	451TC-8	HOSE,1/2 INCH ID
39887	540N-2	HOSE,1/8 INCH ID	48757	482TC-8	HOSE,1/2 INCH ID
39888	801-8	HOSE,1/2 INCH ID	48758	381-8	HOSE,1/2 INCH ID
39889	801-12	HOSE,3/4 INCH ID	48759	381-10	HOSE,5/8 INCH ID
39890	10643-6-6	HOSE END,FEMALE SWIVEL,JIC	48760	451TC-10	HOSE,5/8 INCH ID
39891	13943-6-6	HOSE END,90° FEMALE SWIVEL,JIC	48761	482TC-12	HOSE,3/4 INCH ID
39892	13743-6-6	HOSE END,45° FEMALE SWIVEL,JIC	48762	451TC-12	HOSE,3/4 INCH ID
39894	30682-8-8	HOSE END,FEMALE SWIVEL,JIC	48763	772-12	HOSE,3/4 INCH ID
39895	30682-10-12	HOSE END,FEMALE SWIVEL,JIC	48764	881-16	HOSE,1 INCH ID
42286	8-8 CTX-S	ELBOW,90°,MALE PIPE TO FLARE TUBE	48765	772-16	HOSE,1 INCH ID
42756	8-12 CLO-S	ELBOW,90,MALE PIPE TO ORFS	48766	AS-B-15	SLEEVE,NYLON,1.06" ID
42757	8-12 FLO-S	CONNECTOR,MALE PIPE TO ORFS	48767	AS-B-22	SLEEVE,NYLON,1.42" ID
42758	4 JLO-S	UNION TEE,ORFS	48770	881-8	HOSE,1/2 INCH ID
42759	4-4 FLO-S	CONNECTOR,MALE PIPE TO ORFS			
42760	6-8 FLO-S	CONNECTOR,MALE PIPE TO ORFS			
42761	1J143-6-4	HOSE END,90° FEMALE SWIVEL,SEAL LOK			
42762	1J743-6-4	HOSE END,45° FEMALE SWIVEL,SEAL LOK			
42768	1JO43-4-4	HOSE END,MALE,SEAL LOK			
42776	601-8	HOSE,1/2 INCH ID			
42777	1J743-16-16	HOSE END,45° FEMALE SWIVEL,SEAL LOK			
42786	16 CLO-S	ELBOW,90°,MALE PIPE TO ORFS			
42787	16 R6LO-S	RUN TEE,SWIVEL NUT,ORFS			
42788	16-8 TRLO-BL-S	REDUCER,TUBE END TO SWIVEL,ORFS			
42789	6-6 CLO-S	ELBOW,90°,MALE PIPE TO ORFS			
42790	8-10 V5OLO-S	ELBOW,45°,STRAIGHT THREAD TO ORFS			
42791	3/4 CD-S	ELBOW,90°,MALE TO FEMALE PIPE			
42792	3/4 X 1/2 PTR-S	REDUCER,MALE TO FEMALE PIPE			
42793	1/2 CR-S	ELBOW,90°,MALE PIPE			

Fitting Cross References (Continued)

Genie PN	Parker PN	Description
48771	881-10	HOSE,5/8 INCH ID
48772	381-4	HOSE,1/4 INCH ID
48773	AS-B-13	SLEEVE,NYLON,.86" ID
48800	1JC43-4-4	HOSE END,FEMALE SWIVEL,SEAL LOK
48801	1J743-4-4	HOSE END,45° FEMALE SWIVEL,SEAL LOK
48802	1J943-4-4	HOSE END,90° FEMALE SWIVEL,SEAL LOK
48804	1JM43-4-4	HOSE END,MALE,SEAL LOK, NO O-RING
48805	10643-4-4	HOSE END,FEMALE SWIVEL,JIC
48806	13943-4-4	HOSE END,90° FEMALE SWIVEL,JIC
48807	1JS43-4-4	HOSE END,FEMALE SWIVEL,SEAL LOK
48808	3JC82-8-8	HOSE END,FEMALE SWIVEL,SEAL LOK
48809	3JC82-12-12	HOSE END,FEMALE SWIVEL,SEAL LOK
48810	1JC43-6-4	HOSE END,FEMALE SWIVEL,SEAL LOK
48811	1J943-6-4	HOSE END,90° FEMALE SWIVEL,SEAL LOK
48812	1JC43-6-6	HOSE END,FEMALE SWIVEL,SEAL LOK
48813	1J143-6-6	HOSE END,90° FEMALE SWIVEL,SEAL LOK
48814	1J543-6-6	HOSE END,90° FEMALE SWIVEL,SEAL LOK
48815	1J743-6-6	HOSE END,45° FEMALE SWIVEL,SEAL LOK
48816	1J943-6-6	HOSE END,90° FEMALE SWIVEL,SEAL LOK
48817	1JS43-6-8	HOSE END,FEMALE SWIVEL,SEAL LOK
48818	1J943-8-4	HOSE END,90° FEMALE SWIVEL,SEAL LOK
48819	1JC43-8-6	HOSE END,FEMALE SWIVEL,SEAL LOK
48820	1J743-8-6	HOSE END,45° FEMALE SWIVEL,SEAL LOK
48821	1J943-8-6	HOSE END,90° FEMALE SWIVEL,SEAL LOK
48822	1JC43-8-8	HOSE END,FEMALE SWIVEL,SEAL LOK
48823	1JS43-8-8	HOSE END,FEMALE SWIVEL,SEAL LOK
48824	1J143-8-8	HOSE END,90° FEMALE SWIVEL,SEAL LOK
48825	1J543-8-8	HOSE END,90° FEMALE SWIVEL,SEAL LOK
48826	1J743-8-8	HOSE END,45° FEMALE SWIVEL,SEAL LOK
48827	1J943-8-8	HOSE END,90° FEMALE SWIVEL,SEAL LOK
48828	1JC43-10-8	HOSE END,FEMALE SWIVEL,SEAL LOK
48829	1JS43-10-8	HOSE END,FEMALE SWIVEL,SEAL LOK
48830	1J743-10-8	HOSE END,45° FEMALE SWIVEL,SEAL LOK
48831	1J943-10-8	HOSE END,90° FEMALE SWIVEL,SEAL LOK
48833	1JC43-10-10	HOSE END,FEMALE SWIVEL,SEAL LOK
48834	1J943-10-10	HOSE END,90° FEMALE SWIVEL,SEAL LOK
48835	1JS43-10-12	HOSE END,FEMALE SWIVEL,SEAL LOK
48836	1JC43-12-8	HOSE END,FEMALE SWIVEL,SEAL LOK
48837	1JS43-12-8	HOSE END,FEMALE SWIVEL,SEAL LOK
48838	1J743-12-8	HOSE END,45° FEMALE SWIVEL,SEAL LOK
48839	1J943-12-8	HOSE END,90° FEMALE SWIVEL,SEAL LOK
48840	1J943-12-10	HOSE END,90° FEMALE SWIVEL,SEAL LOK
48841	1JC43-12-12	HOSE END,FEMALE SWIVEL,SEAL LOK
48842	1JO43-12-12	HOSE END,MALE,SEAL LOK
48843	1J143-12-12	HOSE END,90° FEMALE SWIVEL,SEAL LOK
48844	1J543-12-12	HOSE END,90° FEMALE SWIVEL,SEAL LOK
48845	1J743-12-12	HOSE END,45° FEMALE SWIVEL,SEAL LOK
48846	1J943-12-12	HOSE END,90° FEMALE SWIVEL,SEAL LOK

Genie PN	Parker PN	Description
48847	13943-12-12	HOSE END,90° FEMALE SWIVEL,JIC
48848	10543-12-12	HOSE END,MALE,STRAIGHT THREAD
48849	1JC71-12-12	HOSE END,FEMALE SWIVEL,SEAL LOK
48850	1JS71-12-12	HOSE END,FEMALE SWIVEL,SEAL LOK
48851	1J171-12-12	HOSE END,90° FEMALE SWIVEL,SEAL LOK
48852	1J771-12-12	HOSE END,45° FEMALE SWIVEL,SEAL LOK
48853	1J971-12-12	HOSE END,90° FEMALE SWIVEL,SEAL LOK
48854	1JC43-16-16	HOSE END,FEMALE SWIVEL,SEAL LOK
48855	1J943-16-16	HOSE END,90° FEMALE SWIVEL,SEAL LOK
48856	1J171-16-16	HOSE END,90° FEMALE SWIVEL,SEAL LOK
48857	1J971-16-16	HOSE END,90° FEMALE SWIVEL,SEAL LOK
48859	1JS43-8-4	HOSE END,FEMALE SWIVEL,SEAL LOK
48867	PD36BTL	DIAGNOSTIC NIPPLE,SEAL-LOK SWIVEL
48873	6 PNLO-S	PLUG,TUBE END,ORFS
48874	6 PNTX-S	PLUG,FLARE TUBE
48875	6 R6LO-S	RUN TEE,SWIVEL NUT,ORFS
48877	4 F5OLO-SW.025	CONNECTOR,STRAIGHT THREAD TO ORFS, W/.025 ORI
48878	16-12 C5OLO-S	ELBOW,90°,STRAIGHT THREAD TO ORFS
48879	8 C6LO-S	ELBOW,90°,SWIVEL NUT ORFS
48880	PD6-285	CAP,DIAGNOSTIC NIPPLE
48881	6 HLO-S	UNION,ORFS
48883	8 P5ON-S	PLUG,STRAIGHT THREAD
48884	8M18F87OMLO-S	CONNECTOR,METRIC,STRAIGHT THREAD TO ORFS
48885	4 WGTX-WLN-S	CONNECTOR,BULKHEAD,FEMALE PIPE TO FLARE TUBE
48886	4 F5OLO-SW/2MM	CONNECTOR,MACHINED STRAIGHT THREAD TO ORFS
48887	4 CTX-S	ELBOW,90°,MALE PIPE TO FLARE TUBE
48888	10-12 V5OLO-S	ELBOW,45°,STRAIGHT THREAD TO ORFS
48890	4 S5OLO-S	BRANCH TEE,STRAIGHT THREAD TO ORFS
48891	4 S6LO-S	BRANCH TEE,SWIVEL NUT TO ORFS

Fitting Cross References (Continued)

Genie PN	Parker PN	Description	Genie PN	Parker PN	Description
48892	6 C6LO-S	ELBOW,90°,SWIVEL NUT ORFS	48938	8 R6LO-S	RUN TEE,SWIVEL NUT,ORFS
48893	6 F5OHAO-S	UNION,STRAIGHT THREAD	48939	8 S6LO-S	BRANCH TEE,SWIVEL NUT TO ORFS
48894	8 WLO-WLNL-S	UNION,BULKHEAD,ORFS	48940	8 WJLO-WLNL-S	RUN TEE, BULKHEAD,ORFS
48895	DT-370-MSMO-5	VALVE,CHECK	48941	8-4 TRLO-S	REDUCER,TUBE END TO SWIVEL,ORFS
48896	6 JLO-S	UNION,TEE,ORFS	48942	8-6 C5OLO-S	ELBOW,90°,STRAIGHT THREAD TO ORFS
48897	DT-750-MSMS-5	VALVE,CHECK	48943	8-6 F5OLO-S	CONNECTOR,STRAIGHT THREAD TO ORFS
48898	DT-750-MOMS-5	VALVE,CHECK	48944	8-8 FLO-S	CONNECTOR,MALE PIPE TO ORFS
48899	DT-620-MOMS-5	VALVE,CHECK	48945	8 FTX-S	CONNECTOR,MALE PIPE TO FLARE TUBE
48900	4-6 F5OLO-SW/.035	CONNECTOR,STRAIGHT THREAD TO ORFS, W/.035 ORI	48946	8-10 F5OLO-S	CONNECTOR,STRAIGHT THREAD TO ORFS
48902	16-1 AOE4G-S	ELBOW,90° LONG,FEMALE PIPE TO STRAIGHT THREAD	48947	8-12 C5OLO-S	ELBOW,90°,STRAIGHT THREAD TO ORFS
48903	1 FF-S	NIPPLE,PIPE	48948	8-12 F5OLO-S	CONNECTOR,STRAIGHT THREAD TO ORFS
48904	4 C5OLO-S	ELBOW,90°,STRAIGHT THREAD TO ORFS	48949	8-16 F5OLO-S	CONNECTOR,STRAIGHT THREAD TO ORFS
48905	4 F5OLO-S	CONNECTOR,STRAIGHT THREAD TO ORFS	48950	10 C5OLO-S	ELBOW,90°,STRAIGHT THREAD TO ORFS
48906	4 R5OLO-S	RUN TEE,STRAIGHT THREAD	48951	10 CC5OLO-S	ELBOW,90° LONG,STRAIGHT THREAD TO ORFS
48907	4 V5OLO-S	ELBOW,45°,STRAIGHT THREAD TO ORFS	48952	10 F5OLO-S	CONNECTOR,STRAIGHT THREAD TO ORFS
48908	4 R6LO-S	RUN TEE,SWIVEL NUT,ORFS	48953	10 R5OLO-S	RUN TEE,STRAIGHT THREAD
48909	4 WJLO-WLNL-S	RUN TEE, BULKHEAD,ORFS	48954	10 S5OLO-S	BRANCH TEE,STRAIGHT THREAD TO ORFS
48910	4 GTX-S W/.030	CONNECTOR,FEMALE PIPE TO FLARE TUBE	48955	10 R6LO-S	RUN TEE,SWIVEL NUT,ORFS
48911	4-6 C5OLO-S	ELBOW,90°,STRAIGHT THREAD TO ORFS	48956	10-4 TRLO-BL-S	REDUCER,TUBE END TO SWIVEL,ORFS
48912	4-6 F5OLO-S	CONNECTOR,STRAIGHT THREAD TO ORFS	48957	10-6 TRLO-BL-S	REDUCER,TUBE END TO SWIVEL,ORFS
48913	4-6 F5OLO-SW/.030	CONNECTOR,STRAIGHT THREAD TO ORFS, W/.030 ORI	48958	10-12 F5OLO-S	CONNECTOR,STRAIGHT THREAD TO ORFS
48914	4-8 F5OLO-S	CONNECTOR,STRAIGHT THREAD TO ORFS	48959	12 C5OLO-S	ELBOW,90°,STRAIGHT THREAD TO ORFS
48915	6 C5OLO-S	ELBOW,90°,STRAIGHT THREAD TO ORFS	48960	12 F5OLO-S	CONNECTOR,STRAIGHT THREAD TO ORFS
48916	6 F5OLO-S	CONNECTOR,STRAIGHT THREAD TO ORFS	48961	12 R5OLO-S	RUN TEE,STRAIGHT THREAD
48917	6 FF5OLO-S	CONNECTOR,LONG,STRAIGHT THREAD TO ORFS	48962	12 S5OLO-S	BRANCH TEE,STRAIGHT THREAD TO ORFS
48918	6 R5OLO-S	RUN TEE,STRAIGHT THREAD	48963	12 V5OLO-S	ELBOW,45°,STRAIGHT THREAD TO ORFS
48919	6 S5OLO-S	BRANCH TEE,STRAIGHT THREAD TO ORFS	48964	12 R6LO-S	RUN TEE,SWIVEL NUT,ORFS
48920	6 V5OLO-S	ELBOW,45°,STRAIGHT THREAD TO ORFS	48965	12 CLO-S	ELBOW,90°,MALE PIPE TO ORFS
48921	6 FLO-S	CONNECTOR,MALE PIPE TO ORFS	48966	12 FLO-S	CONNECTOR,MALE PIPE TO ORFS
48922	6-6 FLO-S	CONNECTOR,MALE PIPE TO ORFS	48967	12 JLO-S	UNION TEE,ORFS
48923	6 P5ON-S	PLUG,STRAIGHT THREAD	48968	12 WLO-WLNL-S	UNION,BULKHEAD,ORFS
48925	6 WELO-S	UNION,90° BULKHEAD,ORFS	48969	12 WJLO-WLNL-S	RUN TEE, BULKHEAD,ORFS
48926	6-4 C5OLO-S	ELBOW,90°,STRAIGHT THREAD TO ORFS	48970	12 WELO-WLNL-S	UNION,90° BULKHEAD W/NUT,ORFS
48927	6-4 F5OLO-S	CONNECTOR,STRAIGHT THREAD TO ORFS			
48928	6-4 V5OLO-S	ELBOW,45°,STRAIGHT THREAD TO ORFS			
48929	6-8 C5OLO-S	ELBOW,90°,STRAIGHT THREAD TO ORFS			
48930	6-8 F5OLO-S	CONNECTOR,STRAIGHT THREAD TO ORFS			
48931	6-10 F5OLO-S	CONNECTOR,STRAIGHT THREAD TO ORFS			
48932	8 C5OLO-S	ELBOW,90°,STRAIGHT THREAD TO ORFS			
48933	8 F5OLO-S	CONNECTOR,STRAIGHT THREAD TO ORFS			
48934	8 FF5OLO-S	CONNECTOR,LONG,STRAIGHT THREAD TO ORFS			
48935	8 R5OLO-S	RUN TEE,STRAIGHT THREAD			
48936	8 S5OLO-S	BRANCH TEE,STRAIGHT THREAD TO ORFS			
48937	8 V5OLO-S	ELBOW,45°,STRAIGHT THREAD TO ORFS			

Fitting Cross References (Continued)

Genie PN	Parker PN	Description	Genie PN	Parker PN	Description
48971	12 G5G5JG5-S	TEE,FEMALE STRAIGHT THREAD	49612	PKT02586	O-RING KIT (ORFS FITTINGS)
48972	12 XHL6-S	ADAPTER, 37° MALE TO SWIVEL ORFS	49613	PKT06276	PLUG AND CAP KIT-SERVICE,ORFS
48973	12-1/2 F5OG-S	ADAPTER,FEMALE PIPE TO STRAIGHT THREAD	49728	10143-12-12	HOSE END, MALE PIPE
48974	12-10 C5OLO-S	ELBOW,90°,STRAIGHT THREAD TO ORFS	49729	16-1 F5OG-S	ADAPTER,FEMALE PIPE TO STRAIGHT THREAD
48975	12-10 F5OLO-S	CONNECTOR,STRAIGHT THREAD TO ORFS	49814	12-8 FLO-S	CONNECTOR,MALE PIPE TO ORFS
48976	12-16 C5OLO-S	ELBOW,90°,STRAIGHT THREAD TO ORFS	49829	DT-500-MOMF-5	VALVE,CHECK
48977	12-16 F5OLO-S	CONNECTOR,STRAIGHT THREAD TO ORFS	49831	881-12	HOSE,3/4 INCH ID
48978	12-16 V5OLO-S	ELBOW,45°,STRAIGHT THREAD TO ORFS	49834	16 JLO-S	UNION TEE,ORFS
48980	12-16 FLO-S	CONNECTOR,MALE PIPE TO ORFS	49838	12-8 TRLO-BL-S	REDUCER,TUBE END TO SWIVEL,ORFS
48983	16 C5OLO-S	ELBOW,90°,STRAIGHT THREAD TO ORFS	49840	8 JLO-S	UNION TEE,ORFS
48984	16 F5OLO-S	CONNECTOR,STRAIGHT THREAD TO ORFS	49844	10-8 TRLO-BL-S	REDUCER,TUBE END TO SWIVEL,ORFS
48985	16 V5OLO-S	ELBOW,45°,STRAIGHT THREAD TO ORFS	49854	8 P5ON-S	PLUG,STRAIGHT THREAD
48986	16 FLO-S	CONNECTOR,MALE PIPE TO ORFS	49855	1JC43-16-12	HOSE END,FEMALE SWIVEL,SEAL LOK
48988	16 CD45-S	ELBOW,45°,MALE TO FEMALE PIPE	49859	4 P5ON-S	PLUG,STRAIGHT THREAD
48989	12 CD45-S	ELBOW,45°,MALE TO FEMALE PIPE	49861	4 FF5OLO-S	CONNECTOR,LONG,STRAIGHT THREAD TO ORFS
48990	8 CD45-S	ELBOW,45°,MALE TO FEMALE PIPE	49867	12-3/4 F5OG-S	ADAPTER,FEMALE PIPE TO STRAIGHT THREAD
48991	16-12 FLO-S	CONNECTOR,MALE PIPE TO ORFS	51152	6 R6X-S	RUN TEE,SWIVEL NUT,ORFS
48992	16-12 V5OLO-S	ELBOW,45°,STRAIGHT THREAD TO ORFS	51153	6-4 TRTX-S	REDUCER,TUBE END TO SWIVEL,ORFS
48993	XV501-12	BALL VALVE	51154	4-4 GTX	CONNECTOR,FEMALE PIPE TO FLARE TUBE
48994	XV501-16	BALL VALVE	51264	881-12	HOSE,3/4 INCH ID
48995	XV510P-12	BALL VALVE	51265	8 JLO-S	UNION TEE,ORFS
48996	XV510P-16	BALL VALVE	51508	6 BTX-S	NUT,FLARE TUBE
48997	PD341	DIAGNOSTIC NIPPLE, STRAIGHT THREAD	51580	12-8 TRLO-BL-S	TUBE END REDUCER,ORFS
48998	PD 361	DIAGNOSTIC NIPPLE, STRAIGHT THREAD	51628	6 R6X-S	RUN TEE,SWIVEL NUT,ORFS
48999	DT-500-MOMS-5	VALVE,CHECK	51735	3/8 HHP	PLUG,PIPE THREAD
49201	10 V5OLO-S	ELBOW,45°,STRAIGHT THREAD TO ORFS	51803	1J943-6-8	HOSE END,90° FEMALE SWIVEL,SEAL LOK
49202	1JC43-12-10	HOSE END,FEMALE SWIVEL,SEAL LOK	53023	125HBL-5-4	FITTING,HOSE BARB TO MALE PIPE
49203	10-8 V5OLO-S	ELBOW,45°,STRAIGHT THREAD TO ORFS	53497	PKT02585	O-RING KIT
49205	6 F5OHAO-S	UNION,STRAIGHT THREAD	53499	1JC71-16-16	HOSE END,FEMALE SWIVEL,SEAL LOK
49207	PD34BTL	DIAGNOSTIC NIPPLE,SEAL-LOK SWIVEL	53500	3-904	O-RING,STRAIGHT THREAD,-4
49209	8M18F870MX-S	CONNECTOR,METRIC,STRAIGHT THREAD TO FLARE TUBE	53501	3-906	O-RING,STRAIGHT THREAD,-6
49212	8 WGTX-WLN-S	CONNECTOR,BULKHEAD,FEMALE PIPE TO FLARE TUBE	53502	3-908	O-RING,STRAIGHT THREAD,-8
49213	30682-8-8	HOSE END,FEMALE SWIVEL,JIC	53503	3-910	O-RING,STRAIGHT THREAD,-10
49216	831-8	HOSE,1/2 INCH ID			
49217	33982-8-8	HOSE END,90° FEMALE SWIVEL,JIC			
49219	PS-B-35	SLEEVE,NYLON,2.19" ID			
49418	4-6 V5OLO-S	ELBOW,45°,STRAIGHT THREAD TO ORFS			
49511	DT370-MOMS-5	VALVE,CHECK			
49512	1 DD-S	ELBOW,90°,FEMALE PIPE			
49513	1 FF-S	NIPPLE,PIPE			
49514	10 HP5ON-S	PLUG,STRAIGHT THREAD			
49515	12-16 CLO-S	ELBOW,90°,MALE PIPE TO ORFS			
49517	6 HP5ON-S	PLUG,STRAIGHT THREAD			
49519	16-12 F5OLO-S	CONNECTOR,STRAIGHT THREAD TO ORFS			
49520	4 VTX-S	ELBOW,45°,MALE PIPE TO FLARE TUBE			
49530	16 C6LO-S	ELBOW,90°,SWIVEL NUT ORFS			

Fitting Cross References (Continued)

Genie PN	Parker PN	Description	Genie PN	Parker PN	Description
53535	3-912	O-RING, STRAIGHT THREAD, -12	61083	24 F5OLO-S	CONNECTOR, STRAIGHT THREAD TO ORFS
53536	4-PNLO-S	PLUG, TUBE END, ORFS	61086	20 R5OLO-S	RUN TEE, STRAIGHT THREAD
53537	6 PNLO-S	PLUG, TUBE END, ORFS	61090	24-20 F5OLO-S	CONNECTOR, STRAIGHT THREAD TO ORFS
53538	8 PNLO-S	PLUG, TUBE END, ORFS	61091	1J943 24-24	HOSE END, 90° FEMALE SWIVEL, SEAL LOK
53539	10 PNLO-S	PLUG, TUBE END, ORFS	61093	1J978-12-12	HOSE END, 90° FEMALE SWIVEL, JIC
53540	12 PNLO-S	PLUG, TUBE END, ORFS	61095	1JS43-20-16	HOSE END, FEMALE SWIVEL, SEAL LOK
53946	129HB-5-4	FITTING, 90° HOSE BARB TO MALE PIPE	61100	811-24	HOSE, 1 1/2 INCH ID
53951	8-1/4F50G-S	ADAPTER, FEMALE PIPE TO STRAIGHT THREAD	61130	1JS43-24-24	HOSE END, FEMALE SWIVEL, SEAL LOK
53980	6 S6LO-S	BRANCH TEE, SWIVEL NUT TO ORFS	61131	1JS78 12-12	HOSE END, FEMALE SWIVEL, SEAL LOK
54132	4 C6LO-S	ELBOW, 90°, SWIVEL NUT ORFS	61132	1J778-12-12	HOSE END, 45° FEMALE SWIVEL, JIC
54135	11343-16-16	HOSE END, MALE SWIVEL, PIPE	61152	139HB-6-4	ELBOW, 45°, BARB TO MALE PIPE
54283	8-10 C5OLO-S	ELBOW, 90°, STRAIGHT THREAD TO ORFS	61251	BV-0750	BALL VALVE
54428	8M18C870MLO-S	ELBOW, 90° METRIC, STRAIGHT THREAD TO ORFS	61259	4 CC5OLO-S	ELBOW, 90° LONG, STRAIGHT THREAD TO ORFS
54803	FS-F-16-10	SLEEVE, FIRE, .96" ID	61260	20-12 TRLO-BL	REDUCER, TUBE END TO SWIVEL, ORFS
54954	10143-2-4	HOSE END, MALE PIPE	61262	12 C6LO-S	ELBOW, 90°, SWIVEL NUT ORFS
55190	3/8 HP-S	PLUG, PIPE THREAD	61263	20 F5OHAO-S	UNION, STRAIGHT THREAD
55448	8 HLO-S	UNION, ORFS	61264	6-10 C5OLO-S	ELBOW, 90°, STRAIGHT THREAD TO ORFS
55839	6 F65OX-S	CONNECTOR, STRAIGHT THREAD TO 37° SWIVEL	61265	6 WNLO-WLNL-S	UNION, BULKHEAD 45°, ORFS
55968	10 C5OX-S	ELBOW, 90°, STRAIGHT THREAD TO FLARE TUBE	61268	4 WNLO-WLNL-S	UNION, BULKHEAD 45°, ORFS
56003	6 CC5OLO-S	ELBOW, 90° LONG, STRAIGHT THREAD TO ORFS	61269	4 WLO-WLNL-S	UNION, BULKHEAD, ORFS
56166	BV-0837	BALL VALVE, 90°	61272	12 AOEL6	ELBOW, 90°, STRAIGHT THREAD TO ORFS SWIVEL
56188	10143-8-6	HOSE END, MALE PIPE	61316	482TC-16	HOSE, 1 INCH ID
56233	2-011	O-RING, ORFS, -4	61321	6 JLO-S	UNION TEE, ORFS
56234	2-012	O-RING, ORFS, -6	61327	782-12	HOSE, 3/4 INCH ID
56235	2-014	O-RING, ORFS, -8	61328	881-24	HOSE, 1 1/2 INCH ID
56236	2-016	O-RING, ORFS, -10	61336	11943-20-24	HOSE END, 90° FLANGE HEAD
56237	2-018	O-RING, ORFS, -12	61345	12 WJLO-WLNL-S	RUN TEE, BULKHEAD, ORFS
56238	2-021	O-RING, ORFS, -16	61346	8 WNLO-WLNL-S 4	UNION, BULKHEAD 45°, ORFS
56352	6 WLNL-S	LOCKNUT, BULKHEAD	61569	33782-8-8	HOSE END, 45° FEMALE SWIVEL, JIC
56353	3J782-12-12	HOSE END, 45° FEMALE SWIVEL, SEAL LOK	61610	12 FF5OLO-S	CONNECTOR, LONG, STRAIGHT THREAD TO ORFS
56354	3J982-12-12	HOSE END, 90° FEMALE SWIVEL, SEAL LOK	61742	1/8 X 1.5 FFF	NIPPLE, PIPE
56604	10-8 F5OLO-S	CONNECTOR, STRAIGHT THREAD TO ORFS	63426	8 PNTX-S	PLUG, FLARE TUBE
56639	3JC82-10-10	HOSE END, FEMALE SWIVEL, SEAL LOK			
56640	3J982-10-10	HOSE END, 90° FEMALE SWIVEL, SEAL LOK			
56655	3JC82-8-10	HOSE END, FEMALE SWIVEL, SEAL LOK			
56676	10-8 C5OLO-S	ELBOW, 90°, STRAIGHT THREAD TO ORFS			
56776	471TC-6	HOSE, 3/8 INCH ID			
56777	471TC-8	HOSE, 1/2 INCH ID			
56789	811-16	HOSE, 1 INCH ID			
57884	3/8 FF	NIPPLE, PIPE			
59335	6 FNL-S	CAP, TUBE END			
59342	4 FNL-S	CAP, TUBE END			
59371	8 HP5ON-S	PLUG, STRAIGHT THREAD			
60653	BV-0751	BALL VALVE			
60806	125HB-3-4	FITTING, HOSE BARB TO MALE PIPE			
61064	5-1/4 F50G-S	ADAPTER, FEMALE PIPE TO STRAIGHT THREAD			
61079	4 WELO-WLNL-S	UNION, 90° BULKHEAD W/NUT, ORFS			
61080	6 WLO-WLNL-S	UNION, BULKHEAD, ORFS			

Fitting Cross References (Continued)

Genie PN	Parker PN	Description	Genie PN	Parker PN	Description
64271	4 WLO-WLNL-S	UNION,BULKHEAD,ORFS	75631	801-6	HOSE,3/8 INCH ID
64272	6 WLO-WLNL-S	UNION,BULKHEAD,ORFS	75654	20 F5OLO-S	CONNECTOR,STRAIGHT THREAD TO ORFS
65776	8 F65OL-S	CONNECTOR,STRAIGHT THREAD TO ORFS SWIVEL	75655	1J943-20-20	HOSE END,90° FEMALE SWIVEL,SEAL LOK
65880	6001012	O-RING KIT	75656	881-20	HOSE,1-1/4 INCH ID
66154	6 WTX-WLNS	UNION,BULKHEAD,FLARE TUBE	75971	8 F5OHAO-S	UNION,STRAIGHT THREAD
66155	6 WETX-S	UNION,BULKHEAD 90°,FLARE TUBE	77307	1JB43-8-8	HOSE END,BULKHEAD,SEAL LOK
66156	6 WLN-S	BULKHEAD LOCKNUT	77309	8 WLNL-S	BULKHEAD LOCKNUT
66389	6-8 F5OX-S	CONNECTOR,STRAIGHT THREAD TO FLARE TUBE	77379	8M18C87OMX-S	ELBOW,90° METRIC,STRAIGHT THREAD TO FLARE TUBE
66392	6 R5OX-S	RUN TEE,STRAIGHT THREAD	77703	3J982-8-8	HOSE END,90° FEMALE SWIVEL,SEAL LOK
66396	811-12	HOSE,3/4 INCH ID	77711	801-10	HOSE,5/8 INCH ID
66829	H3174PP	CLAMP,TUBE	77758	12 WNLO-WLNL-S	UNION,BULKHEAD 45°,ORFS
67217	4 KLO-S	UNION,CROSS,ORFS	78091	6 C6X-S	ELBOW,90°,SWIVEL NUT TO FLARE TUBE
67339	10-6 F5OX-S	CONNECTOR,STRAIGHT THREAD TO FLARE TUBE	78684	30582-8-8B	HOSE END,PUSH LOK,MALE
67357	13943-8-6	HOSE END,90° FEMALE SWIVEL,JIC	78852	549-2	HOSE,1/8 INCH ID
67358	10 HP5ON-S	PLUG,STRAIGHT THREAD	78855	10657-4-2	HOSE END,FEMALE SWIVEL,JIC
67371	12 S6LO-S	BRANCH TEE,SWIVEL NUT TO ORFS	79138	PS-B-37	SLEEVE,NYLON,2.38" ID
67498	4 FNL-S	CAP, TUBE END	79476	1JS43-6-8	HOSE END,FEMALE SWIVEL,SEAL LOK
67906	DC-370-F0F0-5	VALVE,CHECK	79847	12-3/4 A0EG-S	ELBOW,90°,STRAIGHT THREAD TO FEMALE PIPE
69316	8 FLO-S	CONNECTOR,MALE PIPE TO ORFS	80044	8 CLO-S	ELBOW,90°,MALE PIPE TO ORFS
69333	H3174PP	CLAMP,HYDRAULIC HOSE	80502	8 F5OX-S	CONNECTOR,STRAIGHT THREAD TO FLARE TUBE
69503	4 F65OX-S	CONNECTOR,STRAIGHT THREAD TO 37° SWIVEL	80503	8 C5OX-S	ELBOW,90°,STRAIGHT THREAD TO FLARE TUBE
69775	8 FNL-S	CAP, TUBE END	81010	AS-B-27	SLEEVE,NYLON,1.63" ID
71038	1/4X1/4F3HG-S	ADAPTER,CONVERSION	83052	821-6	HOSE,3/8 INCH ID
71196	12-8 F5OLO-S	CONNECTOR,STRAIGHT THREAD TO ORFS	83053	821-8	HOSE,1/2 INCH ID
71383	1/4 CD45-S	ELBOW,45°,MALE TO FEMALE PIPE	83054	821-12	HOSE,3/4 INCH ID
72270	12FNL-S	CAP, TUBE END	83055	30682-6-6	HOSE END,FEMALE SWIVEL,JIC
73436	60C-4	SLEEVE,COMPRESSION	83056	30682-12-12	HOSE END,FEMALE SWIVEL,JIC
73437	61C-4	NUT,COMPRESSION	83057	33782-6-6	HOSE END,45° FEMALE SWIVEL,JIC
73438	33482-4-4B	HOSE END,PUSH LOK,MALE	83058	33982-6-6	HOSE END,90° FEMALE SWIVEL,JIC
73767	1CD-S	ELBOW,90°,MALE TO FEMALE PIPE	83060	33982-12-12	HOSE END,90° FEMALE SWIVEL,JIC
73768	20-16-F5OG5-S	ADAPTER,FEMALE PIPE TO STRAIGHT THREAD	83063	13743-4-4	HOSE END,45° FEMALE SWIVEL,JIC
73769	16-20 F5OLO-S	CONNECTOR,STRAIGHT THREAD TO ORFS			
74660	6-8 F42EDMLO-S	CONNECTOR,MALE BSPP TO ORFS			
74661	8-8 F42EDMLO-S	CONNECTOR,MALE BSPP TO ORFS			
75007	4 FLO-S	CONNECTOR,MALE PIPE TO ORFS			
75008	1/8 HP-S	PLUG,PIPE THREAD			
75014	1/2 HP-S	PLUG,PIPE THREAD			
75042	8 WELO-WLNL-S	UNION,90° BULKHEAD W/NUT,ORFS			
75043	3/4 FF-S	NIPPLE,PIPE			
75254	24 F5OHAO-S	UNION,STRAIGHT THREAD			
75255	12 F5OHAO-S	UNION,STRAIGHT THREAD			
75256	XV506P-24	BALL VALVE			
75574	4 WLNL-S	BULKHEAD LOCKNUT			
75612	8 WJLO-WLNL-S	RUN TEE, BULKHEAD,ORFS			
75613	12-8 F5OG5-S	ADAPTER,FEMALE PIPE TO STRAIGHT THREAD			
75614	8 CC5OLO-S	ELBOW,90° LONG,STRAIGHT THREAD TO ORFS			
75628	1JB43-4-4	HOSE END,BULKHEAD,SEAL LOK			

Fitting Cross References (Continued)

Genie PN	Parker PN	Description	Genie PN	Parker PN	Description
83064	13743-8-8	HOSE END,45° FEMALE SWIVEL,JIC	89449	6 WJLO-WLNL-S	RUN TEE, BULKHEAD,ORFS
83065	13743-12-12	HOSE END,45° FEMALE SWIVEL,JIC	89489	4 WJMLO-S	BRANCH TEE,BULKHEAD,ORFS
83066	13943-8-8	HOSE END,90° FEMALE SWIVEL,JIC	89551	1JB43-6-6	HOSE END,BULKHEAD,SEAL LOK
83067	14143-6-6	HOSE END,90° FEMALE SWIVEL,JIC	89552	1JB43-8-8	HOSE END,BULKHEAD,SEAL LOK
83068	14143-8-8	HOSE END,90° FEMALE SWIVEL,JIC	89593	20 C5OLO-S	ELBOW,90°,STRAIGHT THREAD TO ORFS
83069	14143-12-12	HOSE END,90° FEMALE SWIVEL,JIC	94161	8-8 CLO-S	ELBOW,90°,MALE PIPE TO ORFS
83070	772-8	HOSE,1/2 INCH ID	94358	351TC-12	HOSE,3/4 INCH ID
83071	10671-8-8	HOSE END,FEMALE SWIVEL,JIC	94418	20 FLO-S	CONNECTOR,MALE PIPE TO ORFS
83072	10671-12-12	HOSE END,FEMALE SWIVEL,JIC	96358	12 TX-S	SLEEVE,FLARE TUBE
83073	13771-8-8	HOSE END,45° FEMALE SWIVEL,JIC	96359	12 BTX-S	NUT,FLARE TUBE
83074	13771-12-12	HOSE END,45° FEMALE SWIVEL,JIC	96397	8 F5OX-S	CONNECTOR,STRAIGHT THREAD TO FLARE TUBE
83075	13971-8-8	HOSE END,90° FEMALE SWIVEL,JIC	96398	12-8 F5OX-S	CONNECTOR,STRAIGHT THREAD TO FLARE TUBE
83076	13971-12-12	HOSE END,90° FEMALE SWIVEL,JIC	96402	10343-6-6	HOSE END,MALE,JIC
83077	14171-8-8	HOSE END,90° FEMALE SWIVEL,JIC	96407	30382-6-6B	HOSE END,MALE,JIC
83078	14171-12-12	HOSE END,90° FEMALE SWIVEL,JIC			
83080	13943-16-16	HOSE END,90° FEMALE SWIVEL,JIC			
83103	10671-16-12	HOSE END,FEMALE SWIVEL,JIC			
83104	10671-10-12	HOSE END,FEMALE SWIVEL,JIC			
83112	1JC71-8-8	HOSE END,FEMALE SWIVEL,SEAL LOK			
83113	1JS71-16-12	HOSE END,FEMALE SWIVEL,SEAL LOK			
83114	1JS71-10-12	HOSE END,FEMALE SWIVEL,SEAL LOK			
83115	1J971-8-8	HOSE END,90° FEMALE SWIVEL,SEAL LOK			
83116	1J171-8-8	HOSE END,90° FEMALE SWIVEL,SEAL LOK			
83117	1J771-8-8	HOSE END,45° FEMALE SWIVEL,SEAL LOK			
83127	1J543-6-8	HOSE END,90° FEMALE SWIVEL,JIC			
83128	1JC43-6-8	HOSE END,FEMALE SWIVEL,SEAL LOK			
87033	12-6 TRLO-S	REDUCER,TUBE END TO SWIVEL,ORFS			
87034	3J782-8-8	HOSE END,45° FEMALE SWIVEL,SEAL LOK			
87172	12 HP5ON-S	PLUG,STRAIGHT THREAD			
87185	8 WNLO-WLNL-S	UNION,BULKHEAD 45°,ORFS			
87246	4 C6X-S	ELBOW,90°,SWIVEL NUT TO FLARE TUBE			
87679	6 LHP-S	FLANGE SEAL FITTING, MALE			
87681	6PLS N0702	BONDED SEAL			
88100	SR88100	ADAPTER,OIL DRAIN,GM 3.0L			
88311	1JS43-20-20	HOSE END,FEMALE SWIVEL,SEAL LOK			
88353	20 V5OLO-S	ELBOW,45°,STRAIGHT THREAD TO ORFS			
88474	10081-20	Crimp Shell, 1.25"			
88475	1988-20-24	HOSE END,90° FLANGE HEAD			
88476	JS88-24-24	HOSE END,FEMALE SWIVEL,SEAL LOK			
88477	1JC88-20-20	HOSE END,FEMALE SWIVEL,SEAL LOK			
88478	811-20	HOSE,11/4 INCH ID			
88936	20-16 F5OLO-S	CONNECTOR,STRAIGHT THREAD TO ORFS			
88937	20-16 FLO-S	CONNECTOR,MALE PIPE TO ORFS			
88938	1JC88-16-16	HOSE END,FEMALE SWIVEL,SEAL LOK			
88939	1J988-16-16	HOSE END,90° FEMALE SWIVEL,ORFS			
88940	811-16	HOSE,1 INCH ID			
88944	1J988-20-20	HOSE END,90° FEMALE SWIVEL,ORFS			
89403	16 VLO-S	ELBOW,45°,MALE PIPE TO ORFS			

Genie Scandinavia

Phone +46 31 575100
Fax +46 31 579020

Genie France

Phone +33 (0)2 37 26 09 99
Fax +33 (0)2 37 26 09 98

Genie Iberica

Phone +34 93 579 5042
Fax +34 93 579 5059

Genie Germany

Phone +49 (0)4202 88520
Fax +49 (0)4202 8852-20

Genie U.K.

Phone +44 (0)1476 584333
Fax +44 (0)1476 584334

Genie Mexico City

Phone +52 55 5666 5242
Fax +52 55 5666 3241

Genie North America

Phone 425.881.1800
Toll Free USA and Canada
800.536.1800
Fax 425.883.3475

Genie Australia Pty Ltd.

Phone +61 7 3375 1660
Fax +61 7 3375 1002

Genie China

Phone +86 21 53852570
Fax +86 21 53852569

Genie Malaysia

Phone +65 98 480 775
Fax +65 67 533 544

Genie Japan

Phone +81 3 3453 6082
Fax +81 3 3453 6083

Genie Korea

Phone +82 25 587 267
Fax +82 25 583 910

Genie Brasil

Phone +55 11 41 665 755
Fax +55 11 41 665 754

Genie Holland

Phone +31 183 581 102
Fax +31 183 581 566

Distributed By:

Parts Manual

GS-2046

GS-2646

to SN 59999

Part No.
48338

Rev F27

Genie
A TEREX BRAND